



SPRING SUMMER 26

RACQUET SPORTS

APPAREL COLLECTION



TABLE OF CONTENTS

GRAND SLAM COLLECTION	04-13
<i>MEN'S / WOMEN'S OUTERWEAR</i>	04-05
<i>MEN'S TOPS</i>	06-08
<i>MEN'S BOTTOMS</i>	08-09
<i>WOMEN'S TOPS</i>	10-11
<i>WOMEN'S BOTTOMS/UNDERWEAR</i>	12-13
SIZING GUIDE	14-15



MEN'S SHADOW JACKET

MSRP: / MAP: / STYLE: 650001 / SIZE: S-XXL

NEW
COLORS

The Shadow Jacket is a water repellent and wind resistant, full-zip jacket designed for performance on and off the court. Lightweight, stretch woven fabric allows for optimal freedom of movement and comfort while IMPERMALITE® technology protects against the elements. Regular fit.

IN-STORE: JANUARY 2026

MATERIALS

84% POLYESTER, 16% SPANDEX

FEATURES

- REGULAR FIT
- IMPERMALITE®: WATER REPELLANT
- WIND RESISTANT
- STRETCH WOVEN BODY FABRIC
- FULL ZIP FRONT **(RIGHT INSERT)**
- TWO SIDE ZIPPER POCKETS

005Y White / Estate Blue



939i Titanium / Quiet Shade



9090 Black



Back View

WOMEN'S SHADOW JACKET

MSRP: / MAP: / STYLE: 650010 / SIZE: XS-XL

NEW
COLORS

The Shadow Jacket is a water repellent and wind resistant, full-zip jacket designed for performance on and off the court. Lightweight, stretch woven fabric allows for optimal freedom of movement and comfort while IMPERMALITE® technology protects against the elements. Regular fit.

IN-STORE: JANUARY 2026

MATERIALS

84% POLYESTER, 16% SPANDEX

FEATURES

- REGULAR FIT
- IMPERMALITE®: WATER REPELLANT
- WIND RESISTANT
- STRETCH WOVEN BODY FABRIC
- FULL ZIP FRONT **(RIGHT INSERT)**
- TWO SIDE ZIPPER POCKETS

IWUM Ice Water / Ultramarine



0016 White / Pinkesque



Back View

MEN'S SHADOW PANT

MSRP: / MAP: / STYLE: 650002 / SIZE: S-XXL

NEW
COLORS

The Shadow Pant is a water repellant and wind resistant warm-up pant designed for performance on and off the court. Lightweight, stretch-woven fabric allows for optimal freedom of movement and comfort while IMPERMALITE® technology protects against the elements. Regular fit.

IN-STORE: JANUARY 2026

MATERIALS

84% POLYESTER, 16% SPANDEX

FEATURES

- REGULAR FIT
- IMPERMALITE®: WATER REPELLANT
- WIND RESISTANT
- STRETCH WOVEN BODY FABRIC
- TWO SIDE POCKETS

5Y5Y Estate Blue



9i9i Quiet Shade



9090 Black



Back View

WOMEN'S SHADOW PANT

MSRP: / MAP: / STYLE: 650011 / SIZE: XS-XL

NEW
COLORS

The Shadow Pant is a water repellant and wind resistant warm-up pant designed for performance on and off the court. Lightweight, stretch-woven fabric allows for optimal freedom of movement and comfort while IMPERMALITE® technology protects against the elements. Regular fit.

IN-STORE: JANUARY 2026

MATERIALS

84% POLYESTER, 16% SPANDEX.

FEATURES

- REGULAR FIT
- IMPERMALITE®: WATER REPELLANT
- WIND RESISTANT
- STRETCH WOVEN BODY FABRIC
- TWO SIDE POCKETS

UMUM Ultramarine



0016 White / Pinkesque



Back View

MEN'S SHADOW POLO

MSRP / MAP: / STYLE: 650026 / SIZE: S-XXL

NEW
COLORS

The Shadow Polo is a stylish, performance polo constructed from a soft polyester fabric designed to stretch for ultimate comfort and maneuverability. Dry Aeroflow technology in the back panel elevates air flow for better moisture management and breathability. DYNAMOTION Fit ensures a proper fit while maintaining freedom of movement. Seasonal graphic across the front. Button placket at neck with collar. Regular fit.

IN-STORE: JANUARY 2026

0000 White

5B5B Dazzling Blue

1K1K Sun Dried Tomato

4343 Foliage Green

MATERIALS

86% POLYESTER, 12% SPANDEX

FEATURES

- REGULAR FIT
- DYNAMOTION
- DRY AEROFLOW
- BREATHABLE STRETCH FABRIC
- BUTTON PLACKET WITH COLLAR



Back View

MEN'S SHADOW GRAPHIC TEE

MSRP / MAP: / STYLE: 650025 / SIZE: S-XXL

NEW
COLORS

The Shadow Graphic Tee is a performance t-shirt constructed from a soft polyester fabric designed to stretch for ultimate comfort and maneuverability. Laser cut ventilation detail adorns the front while Dry Aeroflow technology is inserted at the back panel, elevating air flow for better moisture management and breathability. DYNAMOTION design ensures a proper fit while maintaining freedom of movement. Seasonal graphic across the front. Regular fit.

IN-STORE: JANUARY 2026

0000 White

0030 White / Yellow

5Y5Y Estate Blue

1K1K Sun Dried Tomato

4949 Glowing Apple

MATERIALS

86% POLYESTER, 14% SPANDEX

FEATURES

- REGULAR FIT
- DYNAMOTION
- DRY AEROFLOW
- BREATHABLE STRETCH FABRIC
- LASER CUT VENTILATION



Back View

MEN'S SHADOW TEE

MSRP / MAP: / STYLE: 650023 / SIZE: S-XXL

NEW
COLORS

The Shadow Tee is a lightweight performance t-shirt constructed from soft polyester fabric designed to stretch for ultimate comfort and maneuverability. Dry AeroFlow technology in the back panel elevates air flow for better moisture management and breathability, keeping you cool throughout the match. DYNAMOTION design ensures a proper fit while maintaining freedom of movement. Seasonal graphic print on sleeve. Regular fit.

IN-STORE: JANUARY 2026

0030 White / Yellow

5B5B Dazzling Blue

1R1R Fiery Red

4949 Glowing Apple

9090 Black

MATERIALS

86% POLYESTER, 14% SPANDEX

FEATURES

- REGULAR FIT
- DYNAMOTION
- BREATHABLE STRETCH FABRIC
- RAGLAN SLEEVES



Back View

MEN'S TEE

MSRP / MAP: / STYLE: 650003 / SIZE: S-XXL

NEW
COLORS

The Tee is a lightweight performance t-shirt constructed from soft polyester fabric designed to stretch for ultimate comfort and maneuverability. DYNAMOTION design ensures a proper fit while maintaining freedom of movement. Regular fit

IN-STORE: JANUARY 2026

5Y5Y Estate Blue

1R1R Fiery Red

9090 Black

MATERIALS

86% POLYESTER, 14% SPANDEX

FEATURES

- REGULAR FIT
- DYNAMOTION
- BREATHABLE STRETCH FABRIC
- RAGLAN SLEEVES



Back View

MEN'S SHADOW SLEEVELESS TEE

MSRP / MAP: / STYLE: 650022 / SIZE: S-XXL

NEW
MODEL

The Shadow Sleeveless Tee is a lightweight performance sleeveless t-shirt constructed from soft polyester fabric designed to stretch for ultimate comfort and maneuverability. Technical mesh fabric is used in the back panel to elevate air flow for better moisture management and breathability, keeping you cool throughout the match. DYNAMOTION design ensures a proper fit while maintaining freedom of movement. Seasonal graphic print on shoulders and front chest. Regular fit.


IN-STORE: JANUARY 2026

MATERIALS

86% POLYESTER, 14% SPANDEX

FEATURES

- REGULAR FIT
- DYNAMOTION
- BREATHABLE STRETCH FABRIC
- SLEEVELESS DESIGN



MEN'S 7-INCH AMPLIFY SHORT

MSRP / MAP: / STYLE: 650031 / SIZE: S-XXL

NEW
COLORS

The 7-Inch Amplify Short is a premium performance short constructed from a lightweight, stretch woven fabric for optimal freedom of movement and comfort. A mesh, elastic waistband with drawstring elevates comfort and flexibility while two open, side-panel pockets provide storage. Seasonal graphic on side panels and a 7-inch inseam length. Regular fit.

IN-STORE: JANUARY 2026

MATERIALS

88% POLYESTER, 12% SPANDEX

FEATURES

- REGULAR FIT
- 7-INCH INSEAM
- BREATHABLE STRETCH WOVEN FABRIC
- SOFT-TOUCH ELASTIC WAISTBAND
- SIDE-STRETCH POCKETS



MEN'S 8-INCH FLEX SHORT

MSRP / MAP: / STYLE: 650007 / SIZE: S-XXL

NEW
COLORS

The 8-Inch Flex Short is a performance short constructed from a lightweight, stretch woven fabric for optimal freedom of movement and comfort. A soft, flexible waistband with draw string provides comfort and flexibility while two open, side-panel pockets provide storage. Conservative styling with an 8-inch inseam length. Regular fit.

IN-STORE: JANUARY 2026

MATERIALS

88% POLYESTER, 12% SPANDEX

FEATURES

- REGULAR FIT
- 8-INCH INSEAM
- BREATHABLE STRETCH WOVEN FABRIC
- SOFT-TOUCH ELASTIC WAISTBAND WITH DRAW STRING
- SIDE-STRETCH POCKETS

9090 Black

5Y5Y Estate Blue

9I9I Quiet Shade

4343 Foliage Green



Back View

MEN'S 8-INCH FLEX SHORT (LINED)

MSRP / MAP: / STYLE: 650008 / SIZE: S-XXL

NEW
COLORS

The 8-Inch Flex Short (Lined) is a performance short constructed from a lightweight, stretch woven fabric for optimal freedom of movement and comfort. A mesh material is used to line the inside of the short, enhancing breathability while combating transparency. A soft, flexible waistband with draw string provides comfort and flexibility while two open, side-panel pockets provide storage. Conservative styling with an 8-inch inseam length. Regular fit.

IN-STORE: JANUARY 2026

MATERIALS

86% POLYESTER, 14% SPANDEX

FEATURES

- REGULAR FIT
- 8-INCH INSEAM WITH INTERNAL LINING
- BREATHABLE STRETCH WOVEN FABRIC
- SOFT-TOUCH ELASTIC WAISTBAND WITH DRAW STRING
- SIDE-STRETCH POCKETS

0000 White



WOMEN'S PRINTED TEE

MSRP / MAP: / STYLE: 650027 / SIZE: XS-XL

NEW
COLORS

The Printed Tee is a lightweight performance t-shirt constructed from a soft polyester fabric designed to stretch for ultimate comfort and maneuverability. Dry Aeroflow technology in the back panel elevates air flow for better moisture management and breathability, keeping you cool throughout the match. Seasonal graphic print on capped sleeves. Slim fit.

IN-STORE: JANUARY 2026

MATERIALS

86% POLYESTER, 14% SPANDEX

FEATURES

- SLIM FIT
- DRY AEROFLOW
- BREATHABLE STRETCH FABRIC
- CAPPED SLEEVES

0000 White



IWIW Ice Water



1616 Pinkesque



4F4F Phantom Green



Back View

WOMEN'S PRINTED TANK

MSRP / MAP: / STYLE: 650029 / SIZE: XS-XL

NEW
COLORS

The Printed Tank is a lightweight performance tank top constructed from a soft polyester fabric designed to stretch for ultimate comfort and maneuverability. A racerback back panel including Dry Aeroflow technology elevates air flow for better moisture management and breathability, keeping you cool throughout the match. Seasonal graphic print down side panels. Slim fit.

IN-STORE: JANUARY 2026

MATERIALS

86% POLYESTER, 14% SPANDEX

FEATURES

- SLIM FIT
- DRY AEROFLOW
- BREATHABLE STRETCH FABRIC

0000 White



0030 White / Yellow



IWIW Ice Water



1616 Pinkesque



4F4F Phantom Green



Back View

WOMEN'S PRINTED DRESS

MSRP / MAP: / STYLE: 650030 / SIZE: XS-XL

NEW
COLORS

The Printed Dress is a lightweight performance dress constructed from soft polyester fabric designed to stretch for ultimate comfort and maneuverability. Back panel design includes Dry AeroFlow technology to elevate air flow for better moisture management and breathability, keeping you cool throughout the match. Seasonal graphic print on front including the stretch waistband. Body fit.

IN-STORE: JANUARY 2026

MATERIALS

86% POLYESTER, 14% SPANDEX

FEATURES

- BODY FIT
- DRY AEROFLOW
- BREATHABLE STRETCH FABRIC
- STRETCH WAISTBAND

0000 White

0030 White / Yellow

IWIW Ice Water

1616 Pinkesque

4F4F Phantom Green



Back View

WOMEN'S PRINTED CROP TOP

MSRP / MAP: / STYLE: 650028 / SIZE: XS-XL

NEW
MODEL

The Printed Crop Top is a lightweight performance crop top constructed from a soft polyester fabric designed to stretch for ultimate comfort and maneuverability. Dry AeroFlow technology in the back panel elevates air flow for better moisture management and breathability, keeping you cool throughout the match. Seasonal graphic print on side. Body fit.

IN-STORE: JANUARY 2026

MATERIALS

86% POLYESTER, 14% SPANDEX

FEATURES

- BODY FIT
- DRY AEROFLOW
- BREATHABLE STRETCH FABRIC

0030 White / Yellow

IWIW Icelandic Blue

1616 Pinkesque

4F4F Phantom Green



Back View

WOMEN'S PRINTED FLYING SKIRT

MSRP / MAP: / STYLE: 650034 / SIZE: XS-XL

NEW
COLORS

The Printed Flying Skirt is a performance tennis and pickleball skirt constructed from a soft polyester fabric designed to stretch for ultimate comfort and maneuverability. A soft, elastic waistband provides comfort and flexibility and the concentrated seasonal graphic print pairs perfectly with the Printed Tee or Tank. Built-in tights provide support and a unique look. Regular fit.

IN-STORE: JANUARY 2026

0000 White

0030 White / Yellow

IWIW Ice Water

1E1E Lava Falls

4F4F Phantom Green

MATERIALS

86% POLYESTER, 14% SPANDEX

FEATURES

- REGULAR FIT
- 8-INCH INSEAM
- BREATHABLE STRETCH WOVEN FABRIC
- SOFT-TOUCH ELASTIC WAISTBAND
- BUILT-IN TIGHT



Back View

WOMEN'S FLEX SKORT

MSRP / MAP: / STYLE: 650036 / SIZE: XS-XL

NEW
COLORS

The Flex Skort is a performance skort constructed of a lightweight polyester fabric designed to stretch for elevated comfort and maneuverability. Built-in tights provide support. Body fit.

IN-STORE: JANUARY 2026

0000 White

IWIW Ice Water

1E1E Lava Falls

4949 Glowing Apple

MATERIALS

86% POLYESTER, 14% SPANDEX

FEATURES

- BODY FIT
- PERFORMANCE STRETCH FABRIC
- INNER TIGHT



Back View

WOMEN'S FLEX SHORT

MSRP / MAP: / STYLE: 650035 / SIZE: XS-XL

NEW
COLORS

The Flex Short is a performance skort constructed of a lightweight polyester fabric designed to stretch for elevated comfort and maneuverability. Built-in tights provide support. Body fit.

IN-STORE: JANUARY 2026

MATERIALS

86% POLYESTER, 14% SPANDEX

FEATURES

- BODY FIT
- PERFORMANCE STRETCH FABRIC
- INNER TIGHT

0000 White



9090 Black



IWIW Ice Water



1E1E Lava Falls



4F4F Phantom Green



Back View

WOMEN'S SHORT TIGHT

MSRP / MAP: / STYLE: 650033 / SIZE: XS-XL

NEW
COLORS

The Short Tight features a stretch fabric with a medium-high waist and two side pockets. Designed to be worn with the Printed Dress. Fitted.

IN-STORE: JANUARY 2026

MATERIALS

86% POLYESTER, 14% SPANDEX

FEATURES

- FITTED PERFORMANCE FABRIC
- SIDE POCKETS

0000 White



9090 Black



IWIW Ice Water



5B5B Dazzling Blue



1E1E Lava Falls



4F4F Phantom Green



Back View

WOMEN'S PRINTED BRA

MSRP / MAP: / STYLE: 650037 / SIZE: XS-XL

NEW
COLORS

The Racquet Sports Printed Bra is a medium-support sports bra featuring racerback straps with a back panel laser-cut detail. Designed to pair perfectly with the Printed Tank and Dress. Fitted.

IN-STORE: JANUARY 2026

MATERIALS

87% POLYESTER, 13% SPANDEX

FEATURES

- FITTED PERFORMANCE FABRIC - MEDIUM SUPPORT
- RACEBACK STRAPS WITH LASER-CUT VENTILATION

0000 White



UMUM Ultramarine



1616 Pinkesque



4949 Glowing Apple



Back View

MEN'S / BOY'S

APPAREL SIZING CHARTS *

Men's

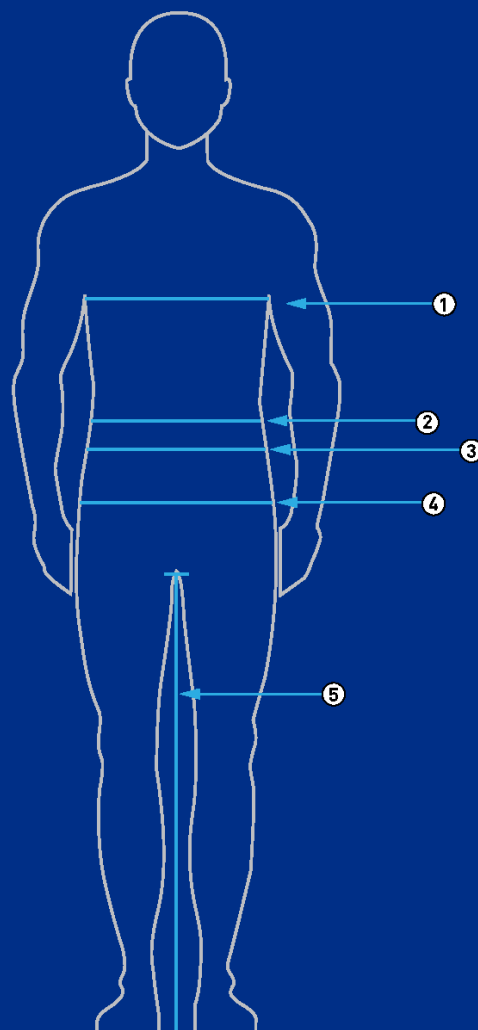
	XS	S	M	L	XL	XXL	XXXL
Chest	31-33"	34-37"	38-41"	41-44"	44-48"	48-52"	52-56"
Waist	27-29"	30-32"	32-35"	35-38"	38-43"	43-47"	47-51"
Hip	32-34"	32-34"	38-41"	41-44"	44-47"	47-50"	50-54"
Inseam	32	32.25	32.5	32.75	33	33	—

Boy's

	S	M	L	XL
Chest	26.5-27.5"	27.5-29.5"	29.5-32.5"	32.5-35"
Waist	24.5-25.5"	25.5-27"	27-28.5"	28.5-30"
Hip	27.5-29.5"	29.5-31.5"	31.5-33.5"	33.5-35.5"
Height	51-54"	54-59"	59-63"	63-67"

Socks

Shoe Size	S	M	L	XL
Men's	—	6-9	9-12	12-15
Boy's	1-6	—	—	—



1. CHEST

Measure around the fullest part of the chest points. Keep the tape horizontal.

2. NATURAL WAIST

Measure the narrowest part. Typically the small of your back where your body bends side to side.

3. LOW WAIST

Measured lower than the Natural Waist. This is typically near the top of the hip bone. Men usually wear the pants here, lower on the body.

4. HIP

Measure the fullest part of the hips. Keep the tape horizontal.

5. INSEAM

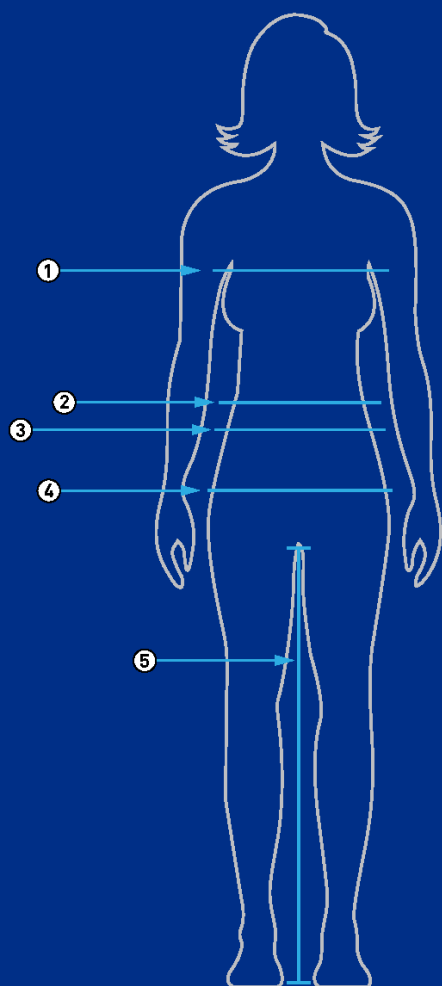
Measure from the crotch to the bottom of the leg. This is for pant wear length.

Use a cloth measuring tape for sizing.

Body measurements are given in inches. If your body measurement is on the border between two sizes, order the smaller size for a tighter "athletic" fit or the larger size for a loose "relaxed" fit. *Size charts define measurements of the body and not the garment.

WOMEN'S / GIRL'S

APPAREL SIZING CHARTS *



Women's

	XS	S	M	L	XL	XXL
Chest	30-33"	33-36"	36-38"	38-41"	41-44"	44-48"
Waist	24-26"	26-29"	29-31"	31-34"	34-38"	38-42"
Hip	34-36"	36-38"	39-41"	39-41"	44-47"	47-50"
Inseam	31"	31"	31.5"	31.5"	31.75"	31.75"

Women's Bra Measurement Chart

	XS	S	M	L	XL
Bust/Chest	30-32"	32-34"	34-36"	36-38"	38-40"
Cup Size	A-B	A-B	B-C	B-C	B-C

Girl's

	S	M	L
Chest	27-28.5"	28.5-30.5"	30.5-33"
Waist	24-25"	25-26.5"	26.5-28"
Hip	28.5-30.5"	30.5-32.5"	32.5-34.5"
Height	51-54"	54-59"	59-63"

Socks

Shoe Size	S	M	L	XL
Women's	4-7	6.5-10	10-13	—
Girl's	1-6	—	—	—

1. CHEST

Measure around the fullest part of the chest points. Keep the tape horizontal.

2. NATURAL WAIST

Measure the narrowest part. Typically the small of your back where your body bends side to side.

3. LOW WAIST

Measured lower than the Natural Waist. This is typically near the top of the hip bone. Men usually wear the pants here, lower on the body.

4. HIP

Measure the fullest part of the hips. Keep the tape horizontal.

5. INSEAM

Measure from the crotch to the bottom of the leg. This is for pant wear length.

Use a cloth measuring tape for sizing.

Body measurements are given in inches. If your body measurement is on the border between two sizes, order the smaller size for a tighter "athletic" fit or the larger size for a loose "relaxed" fit. *Size charts define measurements of the body and not the garment.

Mizuno USA, Inc.

3155 Northwoods Parkway
Peachtree Corners, GA 30071

Phone 800.966.1234
Toll Free 800.333.7888
Fax 800.966.1235

www.usa.mizuno.com



Printed on recycled FSC-certified paper using 99.5% volatile organic compound (VOC) free ink.