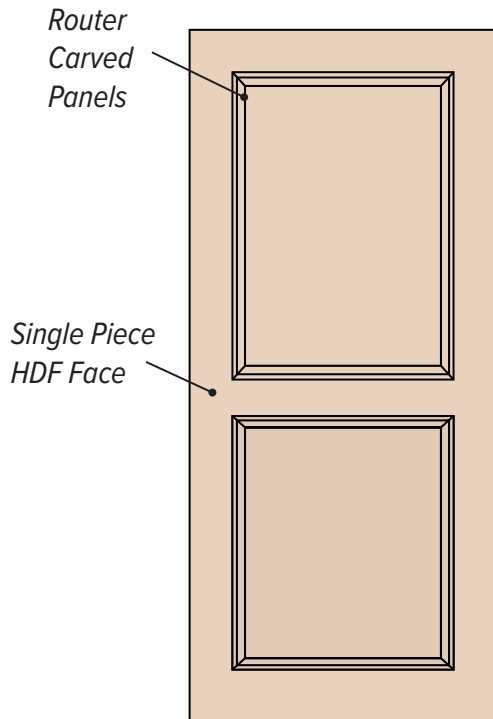


# Profiled Doors

**Profiled doors** are produced as an alternative to traditional Stile and Rail Panel doors. Unlike the Stile and Rail Panel doors which are different pieces bonded together, Profiled doors feature a solid surface construction that is carved using a high quality routing machine that produces a seamless appearance of stile and rail design.

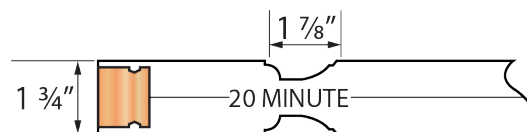


## Specifications:

- ◇ Intertek & UL Listed;  
Available with **20-minute fire rating**
- ◇ Cost-effective alternative to Stile and Rail Panel doors
- ◇ Solid surface construction router carved with a high level of precision and consistency
- ◇ One or both sides are routed with the same or different designs on each side
- ◇ Available in standard and unlimited custom designs

Maximum Size:	4' x 9'8" - Single door 8' x 8' - Double doors
Thickness:	1 ¾"
Species:	Mahogany, White Oak, Red Oak, Pine, Walnut, Natural Birch, Knotty Alder; other species available upon request
Finish:	Unfinished, White Prime finish, Paint finish, etc.

## Sticking Options



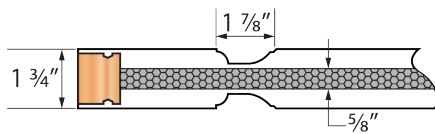
### 20-Minute Fire Rated Standard Sticking Solid Core

Note: Non-Fire Rated Sticking Options for 1 ⅞" and 1 ¾" doors also available, see next page.

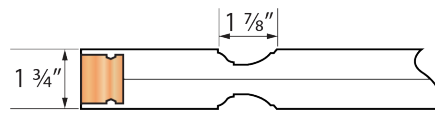
## STICKING OPTIONS:

Non-Fire Rated Sticking Options available in 1 3/8" and 1 3/4" doors

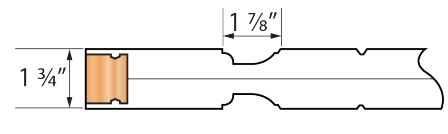
### For 1 3/4" Doors



Standard Sticking Foam Core



Ogee Sticking Solid Core



Standard Sticking  
with V-Grooves



with V-Grooves



Chalk / Dry Erase Board  
Both Sides

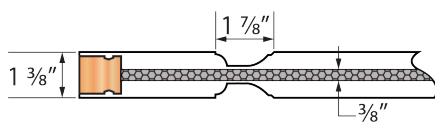


Mirror Both Sides

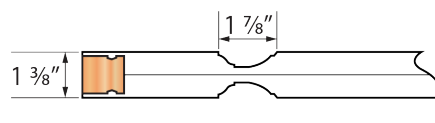


Mirror One Side

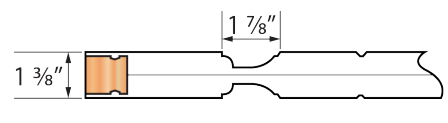
### For 1 3/8" Doors



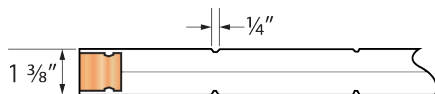
Standard Profile Foam Core



Ogee Profile Solid Core



Standard Profile  
with V-Grooves



with V-Grooves



Chalk / Dry Erase Board  
Both Sides



Mirror Both Sides



Mirror One Side



# Profiled Doors

**EAGLE**  
ARCHITECTURAL DOOR USA

## STANDARD PROFILED DESIGNS:






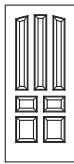
# Profiled Doors

**EAGLE**  
ARCHITECTURAL DOOR USA

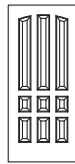
## STANDARD PROFILED DESIGNS:



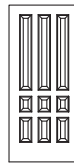
PR185




PR186




PR187



PR188



PR189



PR190



PR191



PR192



PR193



PR194



PR195



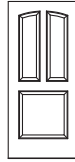
PR196



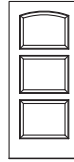
PR197



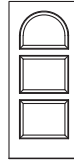
PR198



PR199



PR200



PR201



PR202



PR203



PR204



PR205



PR206



PR207



PR208



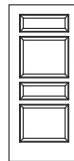
PR209



PR210



PR211



PR212



PR213



PR214



PR215



PR216



PR217



PR218



PR219



PR220



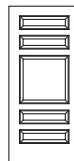
PR221



PR222




PR223



PR224



PR225



PR226



PR227



PR228



PR229




PR230



PR231



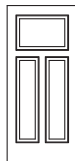
PR232



PR233



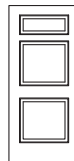
PR234



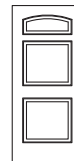
PR235



PR236



PR237



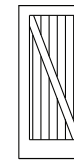
PR238



PR239



PR240



PR253




PR254




PR255


## MODERN PROFILED DESIGNS:



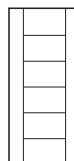
PR302



PR303




PR305



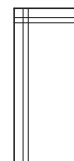
PR307



PR308



PR309



PR310



PR315



PR400



PR401



PR402



PR407