

The background features a dark field filled with out-of-focus, colorful light spots in shades of red, orange, yellow, and teal. A diagonal line splits the image from the top-left to the bottom-right. The area above and to the left of this line is dark with the bokeh effect. The area below and to the right is a solid, dark blue-grey color.

AMHERST LITTLE LEAGUE COACHES MEETING

Coaches game
information session

JIMMY JOHNSON



$$PA + E = P$$

Positive attitude + Effort = Performance

BE PREPARED!



Line up cards

WASH. HAZARD WATERS BY
DICK'S
SPORTING GOODS

SYSTEM II LINE-UP

DATE 2/13/14 HOME AWAY 1 2

TEAM Fride

COACH Jack G.

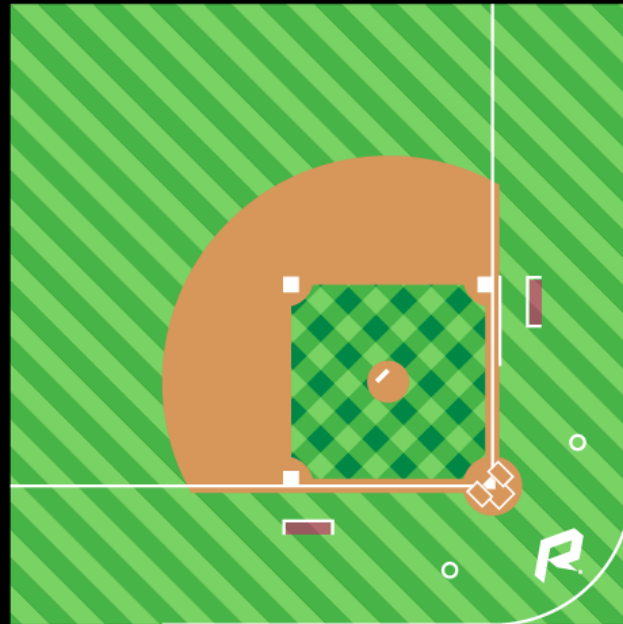
NO.	STARTERS	POS.	NO.	SUBSTITUTES
1	6 Drew D.	DF	1	8 Tyler
2	5 Drew G.	DF	2	40 Joey
3	4 Khadim	P	3	15 Travis
4	8 Andrew	CF	4	
5	11 MAX	SS	5	
6	3 Zach	SS	6	
7	2 Will	C	7	
8	7 Matthew	PF	8	
9	1 Tyson	CF	9	
10			10	
11			11	
12			12	
13			13	
14			14	
15			15	
16			16	
17			17	

COACH NOTES

The Plate meeting



Things to help you during the game



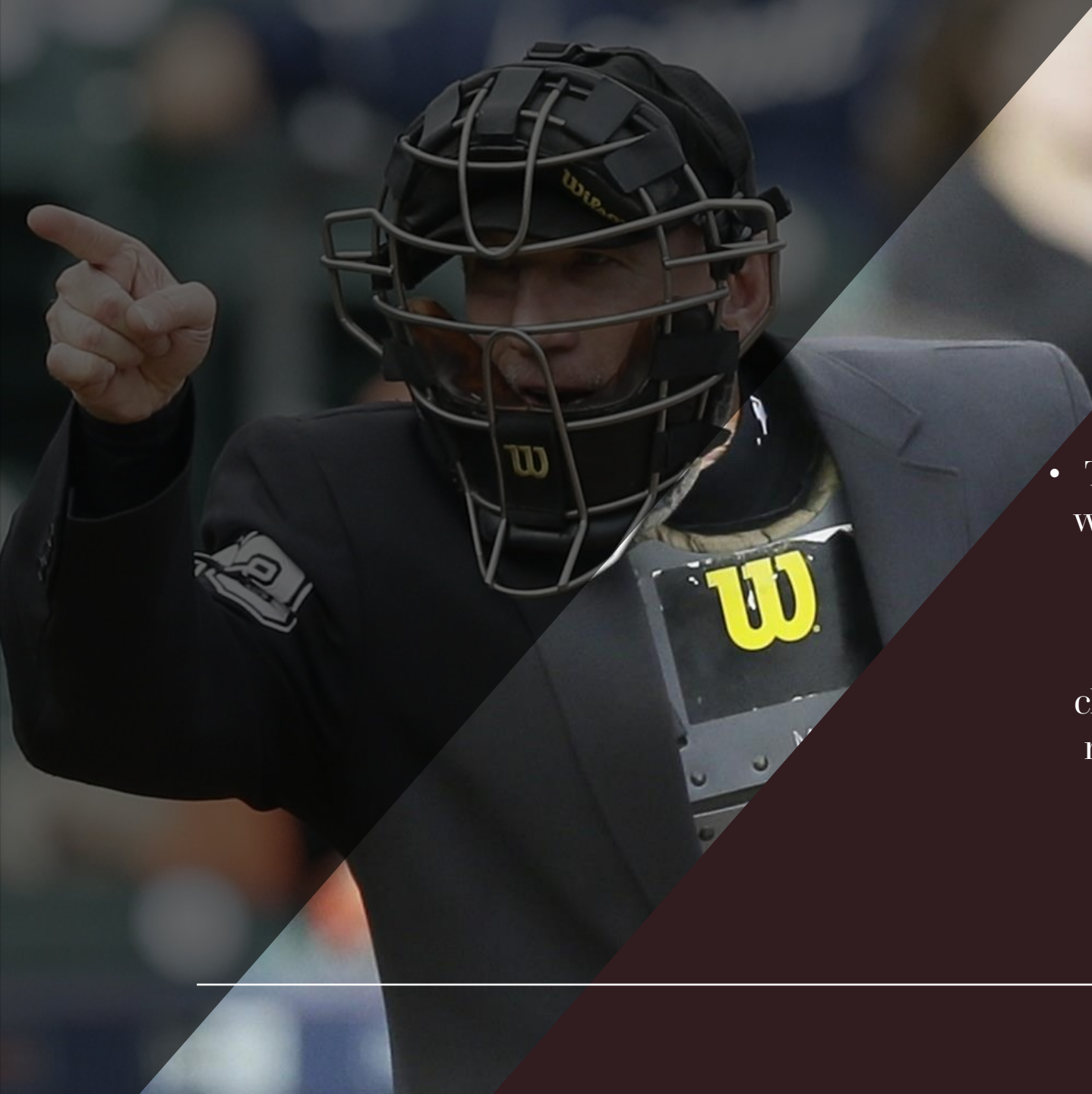
Please don't get involved.

- Base coaches that contact a player runner while ball is in play the result is the runner is out.
-

Coach's box

- The coach's box should be respected, and coaches should stay in those boxes unless there is a play towards them. They must leave the box.





- There are no arguing balls and strikes in any way. Verbally. Drawing a line where you think the ball travelled. Body language. By both coaches and players. If for some reason the umpire looks at a coach and gives you a chance to rectify a player's action. Take it and make sure the player never does it again. No, you cannot appeal a ball stick call. Only a check swing can be appealed for an attempt to swing.
-

- Judgement calls and how to handle them if you don't agree. Judgement calls are usually safe, out, catch, no catch, fair foul, and balk calls. The call is owned by the umpire that made the call. He will be the only umpire on the field that can allow you to appeal the call. You should talk to him only. The ways to approach the umpire are the following:

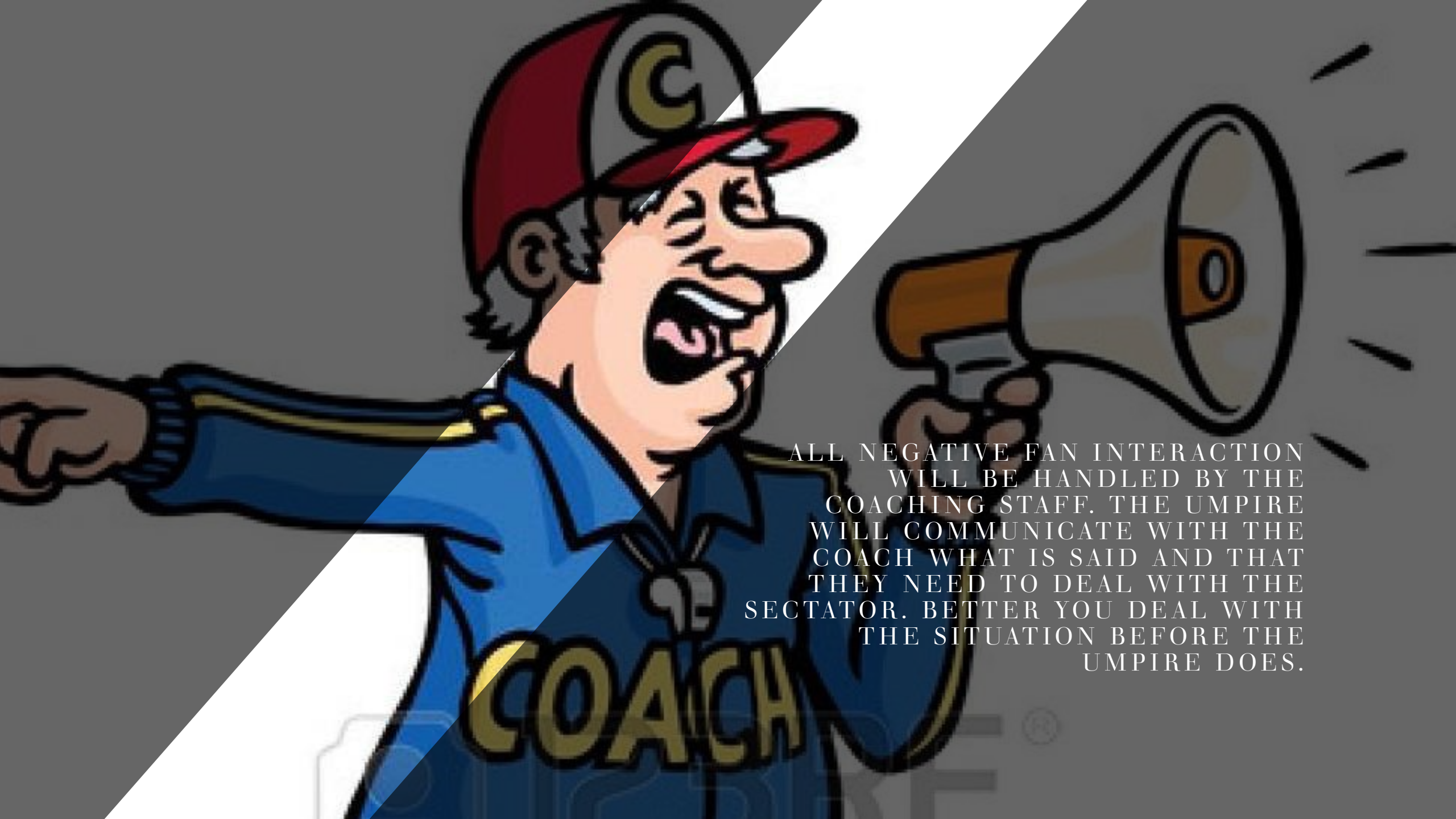
i. Take a deep breath!

ii. Don't shout out to the umpire.

iii. Walk out calmly and politely ask for the umpire to check with his partners to see if they saw it differently.

iv. When the umpires gather don't join them, give them some space to discuss what they saw. The umpire that owns the call will communicate the decision. All decisions are final. Any comment other than thank you will be subject to game dismissal.






ALL NEGATIVE FAN INTERACTION
WILL BE HANDLED BY THE
COACHING STAFF. THE UMPIRE
WILL COMMUNICATE WITH THE
COACH WHAT IS SAID AND THAT
THEY NEED TO DEAL WITH THE
SECTATOR. BETTER YOU DEAL WITH
THE SITUATION BEFORE THE
UMPIRE DOES.



If you would like to discuss a ruling or a call to educate yourself, do it between the innings or after the game. Most umpires will be happy to explain. If you ask them, I bet they will help you during your next practice example balks.



ONE COACH MUST ALWAYS BE ON THE BENCH. THEY SHOULD OVERSEE THE ACTIONS OF PLAYERS, MAKING SURE THE ON-DECK BATTER IS READY, BATTING LINE UP, PLAYER SAFETY, IF AND WHY A PLAYER IS LEAVING THE DUGOUT (I'M ASKING MY MOM SOMETHING IS NOT A GOOD REASON) THEY SHOULD ALSO OVERSEE MAKING SURE THE GATE IS SHUT DURING PLAY (SAFETY).

- The UIC will hear all game appeals.
- You cannot appeal a judgment call.
- You can appeal if the rules of baseball have not been upheld.



- Umpires are there to enforce the rules not to coach your players during the game.



Missed base or tag up (fly ball) appeals:



- i. The appeal must take place while “ball is in play”.
- ii. Appeals must be made before any other “play” is made.
- iii. The player must communicate what the appeal is for (not the manager). Player X missed X base.
- iv. Then tag the base or the player.
- v. If time was called, the pitcher must toe the rubber, the umpire will then call play. The pitcher will step off the rubber correctly and then pass the ball to a fielder to perform the actions above or perform the actions himself.

Rule 8.02

- 1. Under Rule 8.02 (a)(1) The pitcher may not touch his mouth or lips while standing on the pitcher's plate (rubber). He may go to his mouth or lips while inside the pitcher's circle provided, he dries his fingers before stepping onto the rubber or touching the ball. The penalty is a ball and a warning if he/she does it again, they will be ejected from the game.
 - EXCEPTION: Provided it is agreed to by both managers, the umpire, prior to the start of a game played in cold weather, may permit the pitcher to blow on his/ her pitching hand.
 - PENALTY: For violation of this rule the umpires shall immediately call a ball and warn the pitcher that a repeated violation can cause the pitcher to be removed from the game. However, if the pitch is made and a batter reaches first base on a hit, an error, a hit batter, or otherwise, and no other runner is put out before advancing at least one base, the play shall proceed without reference to the violation.
-

- In addition, under Rule 8.02(a)(2) through (7), the pitcher shall not:
 - (2) apply a foreign substance of any kind to the ball;
 - (3) expectorate on the ball, hand or glove;
 - (4) rub the ball on the glove, person or clothing;
 - (5) deface the ball in any manner; or
 - (6) deliver what is called the “shine” ball, “spit” ball, “mud” ball, or “emery” ball. The pitcher is allowed to rub off the ball between the bare hands;
 - (7) Have on his person, or in his possession, any foreign substance.
 - PENALTY: For violation of any part of Rule 802 (a)(2) through (7):
 - If they do any of the things listed in two through seven, they are ejected from the game and suspended immediately.
-

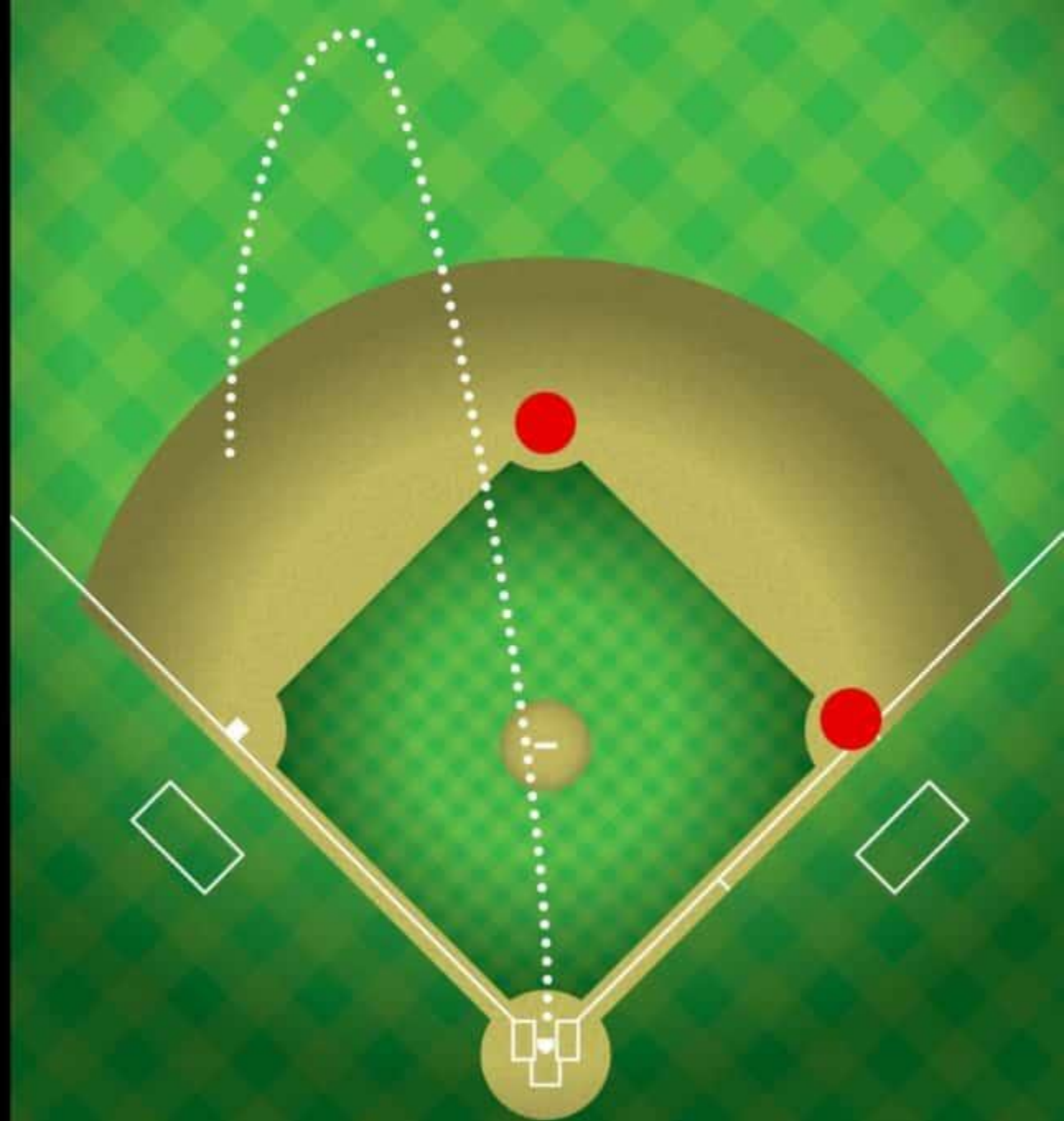
Note:

- A pitcher may use a rosin bag for the purpose of applying rosin to the bare hand or hands. Neither the pitcher nor any other player shall dust the ball with the rosin bag; neither shall the pitcher nor any other player be permitted to apply rosin from the bag to their glove or dust any part of the uniform with the rosin bag.
-

Infield Fly ?

Infield Fly Rule Conditions


- 👉 Less than 2 outs (0 or 1)
- 👉 1st + 2nd or Bases Loaded **ONLY**
- 👉 No Line Drives or Bunts
- 👉 Batter is out if pop-up caught or not
- 👉 Runners can try to advance if desired
- 👉 It is **NOT** a Dead Ball – Play is still **LIVE**
- 👉 Ball must be in fair territory
- 👉 Umpire's discretion on “ordinary effort”



Pitcher/Catcher rule

Little league

- A player that has played the position of catcher in four or more innings in a game is not eligible to pitch that calendar day.





Pitcher/Catcher rule Baseball Canada

- Rule 6.02 (7) Once a player assumes the position of pitcher, they cannot catch for the remainder of the day.
-

Green arm band

Umpire that is under 18 years of age.

Abuse of an umpire with a green arm band is automatic removal of the current game and the next game. Subject to the discipline committee.

This initiative aims to promote fair play and respect for umpires, especially those who are just starting out. It's a positive step toward maintaining a respectful and supportive environment on and off the baseball field. Similar initiatives have been implemented in other sports as well, such as hockey, where young officials wear green arm bands to reduce verbal abuse.

1. Be prepared. The visiting team should take their infield twenty-five minutes before the game home team 15 minutes before the game. The plate meeting is five minutes before the game.
2. Line up cards should have:
 - a. All players' first and last names are listed in batting order.
 - b. Numbers of players beside each player
 - c. Positions of players beside each player
 - d. All coaches listed.
 - e. Date and name of the teams playing.
 - f. Should be passed to the score keeper no later then 15 minutes before the game.
3. The plate meeting.
 - a. The home team will pass the plate umpire their line up card first. This is to indicate that the home team is now giving control of the field to the umpires until the end of the game.
 - b. Visiting team will pass plate umpire their line up cards.
 - c. The plate umpire checks all players uniform numbers and that all positions are indicated. He will also check that all coaches are listed.
 - d. Once the line up cards are checked the plate umpire will split the cards and hand out to each team the other teams' cards.
 - e. Plate umpire will talk about the ground rules. If the field is new to him, he may ask the home team coach to explain the ground rules.
 - f. This is not the time to ask about rules or about something that happened in a game last week.
 - g. The plate umpire may talk about safety (picking up bats etc.)
 - h. The umpires will expect running on and off the field. (great way to save time).
 - i. The plate umpire will wish both teams good luck and each player and coach should shake each umpire and player before leaving the meeting.
4. During the game.
 - a. In between innings the coaches should travel to their coaches' boxes in foul territory. You could be called for a trip to the mound. Even if you just asked the pitcher what he had for supper. 2 trips to the mound in an inning and three in a complete game before the pitcher must be removed.
 - b. Base coaches that contact a player runner while ball is in play the result is the runner is out. Please don't get involved.
 - c. The coach's box should be respected, and coaches should stay in those boxes unless there is a play towards them. They must leave the box.
 - d. There are no arguing balls and strikes in any way. Verbally. Drawing a line where you think the ball travelled. Body language. By both coaches and players. If for some reason the umpire looks at a coach and gives you a chance to rectify a player's action. Take it and make sure the player never does it again. No, you cannot appeal a ball stick call. Only a check swing can be appealed for an attempt to swing.
 - e. Judgement calls and how to handle them if you don't agree. Judgement calls are usually safe, out, catch, no catch, fair foul, and balk calls. The call is owned by the umpire that made the call. He will be the only umpire on the field that can allow you

to appeal the call. You should talk to him only. The ways to approach the umpire are the following:

- i. Take a deep breath!
 - ii. Don't shout out to the umpire.
 - iii. Walk out calmly and politely ask for the umpire to check with his partners to see if they saw it differently.
 - iv. When the umpires gather don't join them, give them some space to discuss what they saw. The umpire that owns the call will communicate the decision. All decisions are final. Any comment other than thank you will be subject to game dismissal.
- f. All negative fan interaction will be handled by the coaching staff. The umpire will communicate with the coach what is said and that they need to deal with the spectator. Better you deal with the situation before the umpire does.
 - g. If you would like to discuss a ruling or a call to educate yourself, do it between the innings or after the game. Most umpires will be happy to explain. If you ask them, I bet they will help you during your next practice example barks.
 - h. One coach must always be on the bench. They should oversee the actions of players, making sure the on-deck batter is ready, batting line up, player safety, if and why a player is leaving the dugout (I'm asking my mom something is not a good reason) they should also oversee making sure the gate is shut during play (safety).
 - i. The UIC will hear all appeals.
 - j. You cannot appeal a judgment call.
 - k. You can appeal if the rules of baseball have not been upheld.
 - l. Umpires are there to enforce the rules not to coach your players during the game. after the game refer to (g).
 - m.