



## Potency Results

Sample Name: *Royal OG*

Client:

Client Batch ID:

Pinnacle-Analytics.com

3549 Lear Way, Suite 101

Medford OR 97504

P:(541)300-8217

**Sample ID:** rC-H-375-E2582

**Matrix:** Flower

**Prep Analyst:** Jeff A.

**Analysis Method:** 0668534+1 H4 5-24-2024 #1.lcm

**Sampling Method:** N/A

**Reference Method:** JCB 2009: HPLC/DAD

**Analysis Batch:** 11-20-2024 H4 276, 355, 375, 402, 480 Flower

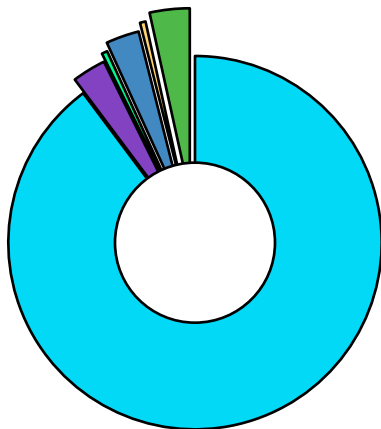
Date Sampled: 11/19/2024

Date Reported: 11/21/2024

Client License: AG-R1079113-IHH

For R&D Purposes Only

**Total THC** (THCA\*0.877+d9-THC) **0.807%**  
**Total CBD** (CBDA\*0.877+CBD) **18.8%**  
**Moisture Content** **9.6%**



Cannabinoid	% Weight	mg/g
CBDVA	<LOQ	<LOQ
CBDV	<LOQ	<LOQ
CBDA*	20.6	206.0
CBGA	0.669	6.69
CBG	0.112	1.12
CBD*	0.66	6.6
THCV	<LOQ	<LOQ
CBN	<LOQ	<LOQ
d9-THC*	0.111	1.11
d8-THC*	<LOQ	<LOQ
CBC	<LOQ	<LOQ
THCA*	0.794	7.94
<b>Total Cannabinoids</b>	<b>22.95</b>	<b>230.0</b>

\*ORELAP Accredited Analyte

Limit Of Quantitation: 0.1%, analyte not measured

CBDA*	CBD*
CBGA	d9-THC*
CBG	THCA*



These test results may not be altered or reproduced except in full without the permission of Pinnacle Analytics. These results were generated following the Oregon Administrative Rules and in accordance with the NELAP Institute under ORELAP License #4152  
 Report generated by Routine\_Potency\_Rev13\_8-1-2023

Kris Ford, PhD  
Lab Director



## Quality Control Results

**Analyst:** Jeff A.

**Analysis Batch:** 11-20-2024 H4 276, 355, 375, 402, 480 Flower

Pinnacle-Analytics.com  
3549 Lear Way, Suite 101  
Medford OR 97504  
P:(541)300-8217

	Duplicate RPD		LCS % Recovery		Method Blank	
	H-0-E2559-b	Limit	C-FL-112024	Limits	C-FB-112024	Limit
<b>CBDA</b>	1.35%	10%	99.1%	90-110%	<LOQ/2	LOQ/2
<b>CBD</b>	1.31%	10%	98.4%	90-110%	<LOQ/2	LOQ/2
<b>d9-THC</b>	<LOQ%	30%	107.0%	90-110%	<LOQ/2	LOQ/2
<b>d8-THC</b>	<LOQ%	30%	92.9%	90-110%	<LOQ/2	LOQ/2
<b>THCA</b>	1.79%	10%	99.6%	90-110%	<LOQ/2	LOQ/2


RPD: Relative Percent Difference between unknown sample and its duplicate

LCS: Laboratory Control Sample with known concentration

Case Comments: There were no divergences from ordinary Quality Control procedures or SOPs.



These test results may not be altered or reproduced except in full without the permission of Pinnacle Analytics. These results were generated following the Oregon Administrative Rules and in accordance with the NELAP Institute under ORELAP License #4152  
Report generated by Routine\_Potency\_Rev13\_8-1-2023

  
Kris Ford, PhD  
Lab Director



## Microbiology Results

**Sample Name:** Safety Comp 4154-64,4084-87,4197

**Client:**

**Client Batch ID:** N/A

Pinnacle-Analytics.com

3549 Lear Way, Suite 101

Medford OR 97504

P:(541)300-8217

**Sample ID:** rB-H-375-F199

Date Received: 01-17-2025

**Matrix:** Flower

Date Reported: 1-29-2025

**Prep Analyst:** Megan A.

Client License: AG-R1058919-IHG

**Sampling Method:** N/A

4393 Corey Rd

**Reference Method:** AOAC MG Salmonella & STEC Multiplex Assay

Central Point OR 97502

**Analysis Method:** Microbiological Contaminants Detection in Cannabis SOP Rev 2

**Analysis Batch:** 1-24-2025 q2 375, 474 B

For R&D Purposes Only

Name	Lab ID	STEC	Salmonella
Safety Comp 4154-64,4084-87,4197	rB-H-375-F199	Pass	Pass

### Quality Controls


Name	Lab ID	STEC	Salmonella
Negative Control	B-IB-012425	Absent	Absent
Positive Control	B-BL-012425	Present	Present
Method Blank	B-FB-012425	Absent	Absent

There were no divergences from ordinary Quality Control procedures or SOPs.

Limit of Detection: 1 CFU



These test results may not be altered or reproduced except in full without the permission of Pinnacle Analytics. These results were generated following the Oregon Administrative Rules and in accordance with the NELAP Institute under ORELAP License #4152  
Report generated by Microbio\_11-9-24\_Rev3

  
Kris Ford, PhD  
Lab Director

PREE Laboratories - South  
545 SW 2nd St, #202, Corvallis, OR 97333  
541-257-5002 / OLCC 010-10087092BDA / www.PREElab.com

FOR INFORMATIONAL USE ONLY - NOT FOR REGULATORY PURPOSES

**Safety Composite 4154-4164,4084-4087** Date Sampled: 01/21/25 09:00

**Pinnacle Analytics**

**010-101599328A3**

**Sample ID: C250092-02**

**METRC Batch #:**

**Matrix: Useable Marijuana**

**Date Accepted: 01/21/25**

**Batch ID:**

**Batch Size:**

**Sampling Method/SOP: SOP.T.20.010**

## Pesticides

Date/Time Extracted: 01/22/25 12:09

Date/Time Analyzed: 1/22/2025 7:39:08PM

Analysis Method/SOP: LSOP #307

Sample extracted and analyzed at PREE Lab - South

Analyte	LOQ	Action Level	Result	Units	Type
Acephate	0.200	0.4	< LOQ	ppm	Organophosphate insecticide
Acequinocyl	0.500	2	< LOQ	ppm	
Acetamiprid	0.100	0.2	< LOQ	ppm	Neonicotinoid insecticide
Aldicarb	0.200	0.4	< LOQ	ppm	Carbamate insecticide
Avermectin B1	0.200	0.5	< LOQ	ppm	
Azoxystrobin	0.100	0.2	< LOQ	ppm	
Bifenazate	0.100	0.2	< LOQ	ppm	Unclassified insecticide
Bifenthrin	0.100	0.2	< LOQ	ppm	
Boscalid	0.200	0.4	< LOQ	ppm	Anilide fungicide
Carbaryl	0.100	0.2	< LOQ	ppm	Carbamate insecticide
Carbofuran	0.100	0.2	< LOQ	ppm	Carbamate insecticide
Chlorantraniliprole	0.100	0.2	< LOQ	ppm	Anthranilic diamide insecticide
Chlorfenapyr	0.500	1	< LOQ	ppm	Pyrazole insecticide
Chlorpyrifos	0.100	0.2	< LOQ	ppm	Organophosphate insecticide
Clofentezine	0.100	0.2	< LOQ	ppm	
Cyfluthrin	0.500	1	< LOQ	ppm	
Cypermethrin	0.500	1	< LOQ	ppm	
Daminozide	0.500	1	< LOQ	ppm	
DDVP (Dichlorvos)	0.500	1	< LOQ	ppm	
Diazinon	0.100	0.2	< LOQ	ppm	Organophosphate insecticide
Dimethoate	0.100	0.2	< LOQ	ppm	
Ethoprophos	0.100	0.2	< LOQ	ppm	
Etofenprox	0.200	0.4	< LOQ	ppm	
Etoxazole	0.100	0.2	< LOQ	ppm	Unclassified miticide
Fenoxycarb	0.100	0.2	< LOQ	ppm	
Fenpyroximate	0.200	0.4	< LOQ	ppm	
Fipronil	0.200	0.4	< LOQ	ppm	Pyrazole insecticide
Flonicamid	0.500	1	< LOQ	ppm	Pyridinecarboxamide insecticide
Fludioxonil	0.200	0.4	< LOQ	ppm	non-systemic fungicide
Hexythiazox	0.500	1	< LOQ	ppm	
Imazalil	0.100	0.2	< LOQ	ppm	Azole fungicide
Imidacloprid	0.200	0.4	< LOQ	ppm	Neonicotinoid insecticide
Kresoxim-methyl	0.200	0.4	< LOQ	ppm	
Malathion	0.100	0.2	< LOQ	ppm	
Metalaxyl	0.100	0.2	< LOQ	ppm	
Methiocarb	0.100	0.2	< LOQ	ppm	Carbamate insecticide
Methomyl	0.200	0.4	< LOQ	ppm	Carbamate insecticide



Carson Newkirk  
Laboratory Manager - 1/28/2025

PREE Laboratories - South

545 SW 2nd St, #202, Corvallis, OR 97333

541-257-5002 / OLCC 010-10087092BDA / www.PREElab.com

FOR INFORMATIONAL USE ONLY - NOT FOR REGULATORY PURPOSES

**Safety Composite 4154-4164,4084-4087** Date Sampled: 01/21/25 09:00

**Pinnacle Analytics**

**010-101599328A3**

**Sample ID: C250092-02**

**METRC Batch #:**

**Matrix: Useable Marijuana**

**Date Accepted: 01/21/25**

**Batch ID:**

**Batch Size:**

**Sampling Method/SOP: SOP.T.20.010**

## Pesticides

Date/Time Extracted: 01/22/25 12:09

Date/Time Analyzed: 1/22/2025 7:39:08PM

Analysis Method/SOP: LSOP #307

Sample extracted and analyzed at PREE Lab - South

Analyte	LOQ	Action Level	Result	Units	Type
Methyl parathion	0.100	0.2	< LOQ	ppm	
MGK-264 (Both)	0.100	0.2	< LOQ	ppm	
Myclobutanil	0.100	0.2	< LOQ	ppm	Azole fungicide
Naled	0.200	0.5	< LOQ	ppm	
Oxamyl	0.500	1	< LOQ	ppm	Carbamate insecticide
Paclobutrazol	0.200	0.4	< LOQ	ppm	Azole plant growth regulator
Permethrins (Both)	0.100	0.2	< LOQ	ppm	
Phosmet	0.100	0.2	< LOQ	ppm	Organophosphate insecticide
Piperonyl butoxide	0.500	2	< LOQ	ppm	
Prallethrin	0.100	0.2	< LOQ	ppm	
Propiconazole	0.200	0.4	< LOQ	ppm	
Propoxur	0.100	0.2	< LOQ	ppm	Carbamate insecticide
Pyrethrins (All 3)	0.500	1	< LOQ	ppm	
Pyridaben	0.100	0.2	< LOQ	ppm	Unclassified insecticide
Spinosad (Both)	0.100	0.2	< LOQ	ppm	
Spiromesifen	0.100	0.2	< LOQ	ppm	Keto-enol insecticide
Spirotetramat	0.100	0.2	< LOQ	ppm	Keto-enol insecticide
Spiroxamine	0.200	0.4	< LOQ	ppm	Unclassified fungicide
Tebuconazole	0.200	0.4	< LOQ	ppm	
Thiacloprid	0.100	0.2	< LOQ	ppm	
Thiamethoxam	0.100	0.2	< LOQ	ppm	Neonicotinoid insectide
Trifloxystrobin	0.100	0.2	< LOQ	ppm	Strobin fungicide

Results above the action level fail Oregon state testing requirements and will be highlighted **RED**.

LOQ= Limit of Quantitation; PPM= Parts per million; ND= Not detected; NT= Not tested; AC= Above calibration range. PASS/FAIL status based on OAR 333-007.



Carson Newkirk

Laboratory Manager - 1/28/2025

PREE Laboratories - South  
545 SW 2nd St, #202, Corvallis, OR 97333  
541-257-5002 / OLCC 010-10087092BDA / www.PREElab.com  
*FOR INFORMATIONAL USE ONLY - NOT FOR REGULATORY PURPOSES*

**Safety Composite 4154-4164,4084-4087** Date Sampled: 01/21/25 09:00  
**Pinnacle Analytics** Date Accepted: 01/21/25  
**010-101599328A3** Batch ID:  
**Sample ID: C250092-02** METRC Batch #: Batch Size:  
**Matrix: Useable Marijuana** Sampling Method/SOP: SOP.T.20.010

**Heavy Metals Analysis**

Date Extracted: 01/23/25

Date Analyzed: 01/28/25

Analysis Method/SOP: LSOP #309

Sample extracted and analyzed at PREE Lab - South

Analyte	LOQ (ug/g)	Action Level (ug/g)	Result (ug/g)
Mercury	0.0400	0.1	ND
Lead	0.160	0.5	ND
Cadmium	0.0800	0.2	ND
Arsenic	0.0800	0.2	ND

LOQ= Limit of Quantitation; ND= Not Detected;  
The reported result is based on sample weight for this sample;  
Analytical instrumentation: Agilent 7850 ICP-MS located at PREE Lab - South



Carson Newkirk  
Laboratory Manager - 1/28/2025

Page 3 of 8

PREE Laboratories - South  
545 SW 2nd St, #202, Corvallis, OR 97333  
541-257-5002 / OLCC 010-10087092BDA / www.PREElab.com

FOR INFORMATIONAL USE ONLY - NOT FOR REGULATORY PURPOSES

**Safety Composite 4154-4164,4084-4087** Date Sampled: 01/21/25 09:00

**Pinnacle Analytics**

Date Accepted: 01/21/25

**010-101599328A3**

Batch ID:

Sample ID: C250092-02

METRC Batch #:

Batch Size:

Matrix: Useable Marijuana

Sampling Method/SOP: SOP.T.20.010

## Mycotoxins

Date Extracted: 01/22/25

Date Analyzed: 01/22/25

Analysis Method/SOP: LSOP #308

Sample extracted and analyzed at PREE Lab - South

Analyte	LOQ (ppb)	Action Level	Result (ppb)
Total Aflatoxins	0.0100	20	ND
Ochratoxin A	0.0100	20	ND
Aflatoxin G2	0.0100	20	ND
Aflatoxin G1	0.0100	20	ND
Aflatoxin B2	0.0100	20	ND
Aflatoxin B1	0.0100	20	ND

LOQ= Limit of Quantitation; ND= Not Detected;  
The reported result is based on sample weight for this sample;  
Analytical instrumentation: Sciex Triple Quad 6500



Carson Newkirk  
Laboratory Manager - 1/28/2025

Page 4 of 8

PREE Laboratories - South  
545 SW 2nd St, #202, Corvallis, OR 97333  
541-257-5002 / OLCC 010-10087092BDA / www.PREElab.com

## Quality Control

**Batch: C25A137 - COR- PE/MY Combo Method**

Blank(C25A137-BLK1)				Extracted: 01/22/25 12:09		Analyzed: 01/22/25 14:21			
Analyte	Result	LOQ	Recovery Limits	Notes	Analyte	Result	LOQ	Recovery Limits	Notes
Acephate	< LOQ	0.200 (ppm)	< LOQ		Ochratoxin A	< LOQ	0.0100 (ppb)	< LOQ	
Acequinocyl	< LOQ	0.500 (ppm)	< LOQ		Aflatoxin G2	< LOQ	0.0100 (ppb)	< LOQ	
Acetamiprid	< LOQ	0.100 (ppm)	< LOQ		Aflatoxin G1	< LOQ	0.0100 (ppb)	< LOQ	
Aflatoxin B2	< LOQ	0.0100 (ppb)	< LOQ		Aldicarb	< LOQ	0.200 (ppm)	< LOQ	
Aflatoxin B1	< LOQ	0.0100 (ppb)	< LOQ		Avermectin B1	< LOQ	0.200 (ppm)	< LOQ	
Azoxystrobin	< LOQ	0.100 (ppm)	< LOQ		Total Aflatoxins	< LOQ	0.0100 (ppb)	< LOQ	
Bifenazate	< LOQ	0.100 (ppm)	< LOQ		Bifenthrin	< LOQ	0.100 (ppm)	< LOQ	
Boscalid	< LOQ	0.200 (ppm)	< LOQ		Carbaryl	< LOQ	0.100 (ppm)	< LOQ	
Carbofuran	< LOQ	0.100 (ppm)	< LOQ		Chlorantraniliprole	< LOQ	0.100 (ppm)	< LOQ	
Chlorfenapyr	< LOQ	0.500 (ppm)	< LOQ		Chlorpyrifos	< LOQ	0.100 (ppm)	< LOQ	
Clofentezine	< LOQ	0.100 (ppm)	< LOQ		Cyfluthrin	< LOQ	0.500 (ppm)	< LOQ	
Cypermethrin	< LOQ	0.500 (ppm)	< LOQ		Daminozide	< LOQ	0.500 (ppm)	< LOQ	
DDVP (Dichlorvos)	< LOQ	0.500 (ppm)	< LOQ		Diazinon	< LOQ	0.100 (ppm)	< LOQ	
Dimethoate	< LOQ	0.100 (ppm)	< LOQ		Ethoprophos	< LOQ	0.100 (ppm)	< LOQ	
Etofenprox	< LOQ	0.200 (ppm)	< LOQ		Etoazole	< LOQ	0.100 (ppm)	< LOQ	
Fenoxycarb	< LOQ	0.100 (ppm)	< LOQ		Fenpyroximate	< LOQ	0.200 (ppm)	< LOQ	
Fipronil	< LOQ	0.200 (ppm)	< LOQ		Flonicamid	< LOQ	0.500 (ppm)	< LOQ	
Fludioxonil	< LOQ	0.200 (ppm)	< LOQ		Hexythiazox	< LOQ	0.500 (ppm)	< LOQ	
Imazalil	< LOQ	0.100 (ppm)	< LOQ		Imidacloprid	< LOQ	0.200 (ppm)	< LOQ	
Kresoxim-methyl	< LOQ	0.200 (ppm)	< LOQ		Malathion	< LOQ	0.100 (ppm)	< LOQ	
Metalaxyl	< LOQ	0.100 (ppm)	< LOQ		Methiocarb	< LOQ	0.100 (ppm)	< LOQ	
Methomyl	< LOQ	0.200 (ppm)	< LOQ		Methyl parathion	< LOQ	0.100 (ppm)	< LOQ	
MGK-264 (Both)	< LOQ	0.100 (ppm)	< LOQ		Myclobutanil	< LOQ	0.100 (ppm)	< LOQ	
Naled	< LOQ	0.200 (ppm)	< LOQ		Oxamyl	< LOQ	0.500 (ppm)	< LOQ	
Paclobutrazol	< LOQ	0.200 (ppm)	< LOQ		Permethrins (Both)	< LOQ	0.100 (ppm)	< LOQ	
Phosmet	< LOQ	0.100 (ppm)	< LOQ		Piperonyl butoxide	< LOQ	0.500 (ppm)	< LOQ	
Prallethrin	< LOQ	0.100 (ppm)	< LOQ		Propiconazole	< LOQ	0.200 (ppm)	< LOQ	
Propoxur	< LOQ	0.100 (ppm)	< LOQ		Pyrethrins (All 3)	< LOQ	0.500 (ppm)	< LOQ	
Pyridaben	< LOQ	0.100 (ppm)	< LOQ		Spinosad (Both)	< LOQ	0.100 (ppm)	< LOQ	
Spiromesifen	< LOQ	0.100 (ppm)	< LOQ		Spirotetramat	< LOQ	0.100 (ppm)	< LOQ	
Spiroxamine	< LOQ	0.200 (ppm)	< LOQ		Tebuconazole	< LOQ	0.200 (ppm)	< LOQ	
Thiacloprid	< LOQ	0.100 (ppm)	< LOQ		Thiamethoxam	< LOQ	0.100 (ppm)	< LOQ	
Trifloxystrobin	< LOQ	0.100 (ppm)	< LOQ						

LCS(C25A137-BS1)				Extracted: 01/22/25 12:09		Analyzed: 01/22/25 14:36			
Analyte	% Recovery	LOQ	Recovery Limits	Notes	Analyte	% Recovery	LOQ	Recovery Limits	Notes
Acephate	84.7	(ppm)	60-120		Ochratoxin A	66.6	(ppb)	60-120	



Carson Newkirk  
Laboratory Manager - 1/28/2025



PREE Laboratories - South  
545 SW 2nd St, #202, Corvallis, OR 97333  
541-257-5002 / OLCC 010-10087092BDA / www.PREElab.com

## Quality Control

**Batch: C25A137 - COR- PE/MY Combo Method (Continued)**

LCS(C25A137-BS1)				Extracted: 01/22/25 12:09		Analyzed: 01/22/25 14:36			
Analyte	% Recovery	LOQ	Recovery Limits	Notes	Analyte	% Recovery	LOQ	Recovery Limits	Notes
Acequinocyl	96.7	(ppm)	40-160		Aflatoxin G2	79.9	(ppb)	60-120	
Acetamiprid	92.7	(ppm)	60-120		Aflatoxin G1	79.2	(ppb)	60-120	
Aflatoxin B2	79.8	(ppb)	60-120		Aldicarb	94.5	(ppm)	60-120	
Aflatoxin B1	79.3	(ppb)	60-120		Avermectin B1	91.8	(ppm)	50-150	
Azoxystrobin	87.9	(ppm)	60-120		Bifenazate	89.7	(ppm)	60-120	
Bifenthrin	102	(ppm)	50-150		Boscalid	94.5	(ppm)	60-120	
Carbaryl	108	(ppm)	60-120		Carbofuran	91.1	(ppm)	60-120	
Chlorantraniliprole	94.1	(ppm)	60-120		Chlorfenapyr	112	(ppm)	60-120	
Chlorpyrifos	94.8	(ppm)	60-120		Clofentezine	94.5	(ppm)	60-120	
Cyfluthrin	115	(ppm)	50-150		Cypermethrin	108	(ppm)	50-150	
Daminozide	90.1	(ppm)	60-120		DDVP (Dichlorvos)	83.6	(ppm)	60-120	
Diazinon	96.8	(ppm)	60-120		Dimethoate	89.0	(ppm)	60-120	
Ethoprophos	92.8	(ppm)	60-120		Etofenprox	98.0	(ppm)	50-150	
Etoxazole	92.3	(ppm)	60-120		Fenoxycarb	94.2	(ppm)	60-120	
Fenpyroximate	95.8	(ppm)	60-120		Fipronil	80.5	(ppm)	60-120	
Flonicamid	90.3	(ppm)	60-120		Fludioxonil	92.7	(ppm)	50-150	
Hexythiazox	84.4	(ppm)	60-120		Imazalil	95.2	(ppm)	60-120	
Imidacloprid	90.8	(ppm)	60-120		Kresoxim-methyl	99.8	(ppm)	60-120	
Malathion	98.8	(ppm)	60-120		Metalaxyl	88.6	(ppm)	60-120	
Methiocarb	92.7	(ppm)	60-120		Methomyl	78.7	(ppm)	60-120	
Methyl parathion	114	(ppm)	50-150		MGK I	68.9	(ppm)	50-150	
MGK II	72.9	(ppm)	50-150		Myclobutanil	100	(ppm)	60-120	
Naled	95.7	(ppm)	50-150		Oxamyl	87.6	(ppm)	60-120	
Paclobutrazol	90.1	(ppm)	60-120		Permethrins Cis	100	(ppm)	50-150	
Permethrins Trans	108	(ppm)	50-150		Phosmet	98.0	(ppm)	50-150	
Piperonyl butoxide	97.7	(ppm)	60-120		Prallethrin	102	(ppm)	60-120	
Propiconazole	96.0	(ppm)	60-120		Propoxur	96.4	(ppm)	60-120	
Pyrethrins Cinerin	102	(ppm)	60-120		Pyrethrins Jasmolin	96.5	(ppm)	60-120	
Pyrethrins Pyrethrin	99.5	(ppm)	60-120		Pyridaben	87.4	(ppm)	50-150	
Spinosyn A	84.0	(ppm)	50-150		Spinosyn D	91.0	(ppm)	50-150	
Spiromesifen	93.0	(ppm)	60-120		Spirotetramat	86.9	(ppm)	60-120	
Spiroxamine	91.5	(ppm)	60-120		Tebuconazole	94.7	(ppm)	60-120	
Thiacloprid	89.6	(ppm)	60-120		Thiamethoxam	97.3	(ppm)	60-120	
Trifloxystrobin	96.7	(ppm)	60-120						

LCS Dup(C25A137-BSD1)				Extracted: 01/22/25 12:09		Analyzed: 01/22/25 14:51			
Analyte	% Recovery	LOQ	Recovery Limits	Notes	Analyte	% Recovery	LOQ	Recovery Limits	Notes



Carson Newkirk  
Laboratory Manager - 1/28/2025

Page 6 of 8

PREE Laboratories - South  
545 SW 2nd St, #202, Corvallis, OR 97333  
541-257-5002 / OLCC 010-10087092BDA / www.PREElab.com

## Quality Control

**Batch: C25A137 - COR- PE/MY Combo Method (Continued)**

LCS Dup(C25A137-BSD1)				Extracted: 01/22/25 12:09		Analyzed: 01/22/25 14:51			
Analyte	% Recovery	LOQ	Recovery Limits	Notes	Analyte	% Recovery	LOQ	Recovery Limits	Notes
Acephate	85.7	(ppm)	60-120		Ochratoxin A	61.0	(ppb)	60-120	
Acequinocyl	94.7	(ppm)	40-160		Aflatoxin G2	76.0	(ppb)	60-120	
Acetamidrid	92.7	(ppm)	60-120		Aflatoxin G1	79.1	(ppb)	60-120	
Aflatoxin B2	80.3	(ppb)	60-120		Aldicarb	89.6	(ppm)	60-120	
Aflatoxin B1	73.9	(ppb)	60-120		Avermectin B1	96.8	(ppm)	50-150	
Azoxystrobin	82.9	(ppm)	60-120		Bifenazate	88.7	(ppm)	60-120	
Bifenthrin	99.0	(ppm)	50-150		Boscalid	90.5	(ppm)	60-120	
Carbaryl	105	(ppm)	60-120		Carbofuran	89.1	(ppm)	60-120	
Chlorantraniliprole	93.1	(ppm)	60-120		Chlorfenapyr	94.7	(ppm)	60-120	
Chlorpyrifos	95.8	(ppm)	60-120		Clofentezine	88.6	(ppm)	60-120	
Cyfluthrin	104	(ppm)	50-150		Cypermethrin	105	(ppm)	50-150	
Daminozide	87.1	(ppm)	60-120		DDVP (Dichlorvos)	83.6	(ppm)	60-120	
Diazinon	95.8	(ppm)	60-120		Dimethoate	90.0	(ppm)	60-120	
Ethoprophos	91.8	(ppm)	60-120		Etofenprox	96.0	(ppm)	50-150	
Etoxazole	94.3	(ppm)	60-120		Fenoxycarb	93.2	(ppm)	60-120	
Fenpyroximate	94.8	(ppm)	60-120		Fipronil	79.5	(ppm)	60-120	
Flonicamid	91.2	(ppm)	60-120		Fludioxonil	90.7	(ppm)	50-150	
Hexythiazox	82.4	(ppm)	60-120		Imazalil	92.2	(ppm)	60-120	
Imidacloprid	90.8	(ppm)	60-120		Kresoxim-methyl	93.8	(ppm)	60-120	
Malathion	101	(ppm)	60-120		Metalaxyl	85.6	(ppm)	60-120	
Methiocarb	92.7	(ppm)	60-120		Methomyl	78.7	(ppm)	60-120	
Methyl parathion	101	(ppm)	50-150		MGK I	77.9	(ppm)	50-150	
MGK II	62.9	(ppm)	50-150		Myclobutanil	96.2	(ppm)	60-120	
Naled	95.7	(ppm)	50-150		Oxamyl	80.6	(ppm)	60-120	
Paclobutrazol	87.1	(ppm)	60-120		Permethrins Cis	97.3	(ppm)	50-150	
Permethrins Trans	98.3	(ppm)	50-150		Phosmet	96.0	(ppm)	50-150	
Piperonyl butoxide	94.7	(ppm)	60-120		Prallethrin	105	(ppm)	60-120	
Propiconazole	97.0	(ppm)	60-120		Propoxur	93.4	(ppm)	60-120	
Pyrethrins Cinerin	102	(ppm)	60-120		Pyrethrins Jasmolin	92.5	(ppm)	60-120	
Pyrethrins Pyrethrin	100	(ppm)	60-120		Pyridaben	81.5	(ppm)	50-150	
Spinosyn A	81.0	(ppm)	50-150		Spinosyn D	95.0	(ppm)	50-150	
Spiromesifen	88.0	(ppm)	60-120		Spirotetramat	86.9	(ppm)	60-120	
Spiroxamine	89.6	(ppm)	60-120		Tebuconazole	93.7	(ppm)	60-120	
Thiacloprid	90.5	(ppm)	60-120		Thiamethoxam	94.4	(ppm)	60-120	
Trifloxystrobin	91.7	(ppm)	60-120						

**Batch: C25A141 - LSOP #309 Heavy Metal Quantification**



Carson Newkirk  
Laboratory Manager - 1/28/2025

Page 7 of 8

PREE Laboratories - South  
545 SW 2nd St, #202, Corvallis, OR 97333  
541-257-5002 / OLCC 010-10087092BDA / www.PREElab.com

## Quality Control

**Batch: C25A141 - LSOP #309 Heavy Metal Quantification (Continued)**

Blank(C25A141-BLK1)					Extracted: 01/23/25 08:37		Analyzed: 01/28/25 12:30		
Analyte	Result	LOQ	Recovery Limits	Notes	Analyte	Result	LOQ	Recovery Limits	Notes
Arsenic	< LOQ	0.0800 (ug/g)	< LOQ		Lead	< LOQ	0.160 (ug/g)	< LOQ	
Mercury	< LOQ	0.0400 (ug/g)	< LOQ		Cadmium	< LOQ	0.0800 (ug/g)	< LOQ	

Blank(C25A141-BLK2)					Extracted: 01/23/25 08:37		Analyzed: 01/28/25 12:34		
Analyte	Result	LOQ	Recovery Limits	Notes	Analyte	Result	LOQ	Recovery Limits	Notes
Arsenic	< LOQ	0.0800 (ug/g)	< LOQ		Lead	< LOQ	0.160 (ug/g)	< LOQ	
Mercury	< LOQ	0.0400 (ug/g)	< LOQ		Cadmium	< LOQ	0.0800 (ug/g)	< LOQ	

LCS(C25A141-BS1)					Extracted: 01/23/25 08:37		Analyzed: 01/28/25 14:36		
Analyte	% Recovery	LOQ	Recovery Limits	Notes	Analyte	% Recovery	LOQ	Recovery Limits	Notes
Arsenic	90.2	0.0800 (ug/g)	80-115		Lead	91.2	0.160 (ug/g)	80-115	
Mercury	97.0	0.0400 (ug/g)	80-115		Cadmium	88.6	0.0800 (ug/g)	80-115	

LCS(C25A141-BS2)					Extracted: 01/23/25 08:37		Analyzed: 01/28/25 14:40		
Analyte	% Recovery	LOQ	Recovery Limits	Notes	Analyte	% Recovery	LOQ	Recovery Limits	Notes
Arsenic	98.9	0.0800 (ug/g)	80-115		Lead	100	0.160 (ug/g)	80-115	
Mercury	97.8	0.0400 (ug/g)	80-115		Cadmium	95.7	0.0800 (ug/g)	80-115	

LCS Dup(C25A141-BSD1)					Extracted: 01/23/25 08:37		Analyzed: 01/28/25 14:45		
Analyte	% Recovery	LOQ	Recovery Limits	Notes	Analyte	% Recovery	LOQ	Recovery Limits	Notes
Arsenic	89.0	0.0800 (ug/g)	80-115		Lead	93.9	0.160 (ug/g)	80-115	
Mercury	97.9	0.0400 (ug/g)	80-115		Cadmium	88.2	0.0800 (ug/g)	80-115	

LCS Dup(C25A141-BSD2)					Extracted: 01/23/25 08:37		Analyzed: 01/28/25 14:01		
Analyte	% Recovery	LOQ	Recovery Limits	Notes	Analyte	% Recovery	LOQ	Recovery Limits	Notes
Arsenic	103	0.0800 (ug/g)	80-115		Lead	107	0.160 (ug/g)	80-115	
Mercury	97.5	0.0400 (ug/g)	80-115		Cadmium	100	0.0800 (ug/g)	80-115	

### Notes and Definitions

Item	Definition
BSDRPD	Duplicate recovery not applicable as sample only assessed for RPD <20%
HIGH BIAS	High analyte recovery, yet no detection of that analyte in samples.



Carson Newkirk  
Laboratory Manager - 1/28/2025