

LAGUNA

CNC

Engraver's Choice
949-355-4000
Sales@engraverschoice.com

THE LAGUNA IQ USES THE SAME MANUFACTURING TECHNIQUES FOUND ON CNCs COSTING \$100,000 OR MORE. THE WELDED STEEL FRAME HAS 15MM PRECISION LINEAR (NOT ROUND) GUIDES, MOUNTED DIRECTLY ONTO THE MACHINED SURFACE JUST LIKE HIGH-END CNCs. DOUBLE BEARINGCARS ENSURE A MUCH HIGHER LEVEL OF RIGIDITY THAN THE SINGLE BEARING CAR MACHINES IN THIS CLASS OFFER. THE GANTRY AND SUPPORTS ARE MADE FROM SOLID ALUMINUM KEEPING WEIGHT DOWN FOR FASTER CUTTING. 15MM PRECISION BALL SCREWS DRIVE ALL THREE AXES. THE SUPER-QUIET OPTIONAL 3HP ELECTRO-SPINDLE OFFERS SPEEDS RANGING FROM 6000 TO 18,000 RPM, AS WELL AS THE ABILITY TO RUN AT PRODUCTION LEVELS WITHOUT INTERMISSION.

- COLLET: ER-20
- TOOL TOUCH OFF
- WEIGHT: 425LB/193KG
- GANTRY CLEARANCE: 6"
- WORK ENVELOPE: 24" X 36"
- MACHINE FOOTPRINT: 52" X 39"
- ENCLOSED GANTRY STRUCTURE
- DUAL BEARING CARS X Y Z AXIS
- ONE-PIECE ALL-WELDED STEEL FRAME
- PRECISION-GROUND BALL SCREWS ON ALL AXES
- CONTROLLER: LAGUNA HAND-HELD CONTROLLER
- PRECISION LINEAR GUIDES FOR MAXIMUM ACCURACY



DUAL BEARING CARS X,Y,Z AXIS



TOOL TOUCH OFF



PRECISION LINEAR GUIDES

THE LAGUNA HHC MAKES MACHINE OPERATION SIMPLE. STANDARD G-CODE PROGRAMS ARE TRANSFERRED FROM A USB MEMORY STICK THAT IS INSERTED INTO THE HAND-HELD CONTROL UNIT. PROGRAMS ARE THEN SELECTED AND PROCESSED. FREQUENTLY USED PROGRAMS CAN RESIDE IN THE INTERNAL MEMORY. IT DOES NOT GET ANY EASIER!

IQ ACCESSORIES




VACUUM PODS



IQ ROLLING STAND



TOOLING KIT



DUST-HOOD



THE LAGUNA IQ PRO WITH ATC LAGUNA HAS ENHANCED THE BEST SELLING IQ CNC WITH THE INTRODUCTION OF A MORE POWERFUL HANDHELD CONTROL THAT ALLOWS FOR TOOL PATH PREVIEWING AND A THREE POSITION AUTOMATIC TOOL CHANGER.



RICHAUTO DSP




3-TOOL ATC

- 24X36 WORKABLE TABLE AREA
- HAND HELD DSP CONTROL WITH TOOL PATH PREVIEW
- 3 POSITION AUTOMATIC TOOL CHANGER USES ISO-20 TOOL HOLDERS
- 3HP LIQUID COOLED SPINDLE
- HEAVY ONE PIECE WELDED STEEL FRAME

THE LAGUNA IQ L4F IS AN AFFORDABLE DO-ALL MACHINE FOR THE "MAKER" GENERATION WITH THE ABILITY TO ROUTE, PROBE, TURN AND 3D PRINT ALL ON THE SAME MACHINE.




3D PRINTING HEAD



3D PROBING CAPABILITIES

- PC BASED TO RUN ON ANY LAPTOP OR PC RUNNING A WINDOWS PLATFORM
- USB INTERFACE WITH SD CARD SLOT
- TOUCH PROBING TO STL FILES
- 3D PRINT HEAD (MAX PRINT HEIGHT 5.5")
- 4TH AXIS TURNING



THE LAGUNA SWIFT FEATURES AN INDUSTRIAL-GRADE LIQUID-COOLED SPINDLE. CONSTRUCTED IN A ONE-PIECE WELDED STEEL FRAME, THE SWIFT COMES WITH A STANDARD HAND-HELD CONTROLLER AND HAS A GANTRY HEIGHT OF 6". LAGUNA CNC ROUTERS ARE THE MOST TECHNOLOGICALLY ADVANCED CNC ROUTERS IN WOODWORKING TODAY.

- MACHINE: 1 PHASE 220V / 20 AMP
- SPINDLE: 3HP LIQUID-COOLED INDUSTRIAL SPINDLE
- OPTIONAL 4HP QUICK CHANGE SPINDLE
- OPTIONAL VACUUM TABLE
- CUTTING SPEED: 200 IPM
- GANTRY HEIGHT: 6 INCHES
- 6,000 - 18,000 RPM SPINDLE
- RAPID TRAVERSE SPEED: 300 IPM
- HELICAL RACK & PINION IN X AXIS
- MDF TABLE W/ ALUMINUM T-SLOTS
- 25MM LINEAR GUIDES THROUGHOUT
- DUAL DRIVE HELICAL RACK & PINION IN Y AXIS
- PRECISION GROUND BALLSCREW IN X & Y & Z AXES
- WORKING ENVELOPE: 4' X 4', 4 X 8', 5' X 10' OR CUSTOM



*OPTIONAL
4HP QUICK CHANGE SPINDLE



*OPTIONAL
ZONED VACUUM TABLE

"THE SWIFT 4' X 4' IS THE BACKBONE OF OUR SHOP! LAGUNA TOOLS STAFF HAVE OFFERED US THE BEST CUSTOMER SERVICE, FROM SHOPPING TO FIND THE CNC THAT FIT OUR NEEDS TO SETUP AND RUNNING THE CNC. THIS TURNKEY SYSTEM IS THE BEST IN THE INDUSTRY, HANDS DOWN. THE COMPANY AND PRODUCTS ARE TOP NOTCH, MOST AFFORDABLE AND SUPERIOR QUALITY!"

"LAGUNA TOOLS ROCKS!"

- JAKE WILLOUGHBY, C.R. ALSIP GUITARS

"THE SWIFT DOES THINGS YOU JUST CAN'T DO BY HAND," CONTINUES MIKE. "EVEN BETTER, IT DOES THEM MUCH FASTER AND MORE ACCURATELY. CHANGES ARE EASY, TOO. WE CAN REPROGRAM IT IN A FRACTION OF THE TIME THAT IT WOULD TAKE WITH A TEMPLATE ROUTER. WE DON'T JUST USE IT ON WOOD, EITHER. WE REGULARLY CUT ALUMINUM WITH IT."

-MIKE MAHONEY, SAVVY CYCLES

AVAILABLE SIZES:

4' X 4'

4' X 8'

5' X 10'


CUSTOM SIZES



THE LAGUNA SWIFT|MT DESIGNED FOR THE SIGN AND DIGITAL PRINT INDUSTRIES, THE LAGUNA MT HAS EVERYTHING YOU NEED TO HANDLE YOUR ROUTING, CUTTING AND CREASING OPERATIONS. FROM ROUTING WOOD, PLASTICS AND ALUMINUM TO CUTTING FOAMBOARD, VINYL, COROPLAST, STYRENE AND ANYTHING ELSE THAT REQUIRES A KNIFE, WITH THE LAGUNA VISION SYSTEM YOU CAN QUICKLY FIND REGISTRATION MARKS TO IDENTIFY PARTS AND ADJUST THE CUTTING PATH, GIVING YOU PERFECT CUTOUTS IN PRINTED SHAPES.

THE LAGUNA SMARTSHOP|MT AND SWIFT|MT ARE DESIGNED TO BE CONFIGURED WITH MULTIPLE OPTIONS ALLOWING THE MACHINE TO BE CUSTOMIZED TO SUIT YOUR REQUIREMENTS AT THE SAME TIME ALLOWING YOU TO ADD UNITS IN THE FUTURE IF YOUR BUSINESS DEMANDS IT.

- 3HP INDUSTRIAL SPINDLE
- LAGUNA VISION SYSTEM
- HELICAL RACK AND PINION
- WIN CNC CONTROL SYSTEM
- 10HP VACUUM PUMP INCLUDED
- 6" CLEARANCE UNDER THE GANTRY
- 4 TO 6 ZONE GRID-STYLE VACUUM TABLE
- WELDED ONE-PIECE TUBULAR STEEL FRAME
- OPTIONAL 4HP HSD QUICK-CHANGE SPINDLE
- TANGENTIAL KNIFE (CAN BE SWAPPED FOR AN OSCILLATING KNIFE OR CREASING UNIT)



AVAILABLE SIZES:
 4' x 4'
 4' x 8'
 5' x 10'
 CUSTOM SIZES



YOU CAN'T ARGUE WITH PHYSICS



THE LAGUNA TOOLS SMARTSHOP I CNC ROUTER HAS A 6 HP LIQUID-COOLED VARIABLE-SPEED SPINDLE PLUS HELICAL RACK & PINION ON X AND Y AXES WITH BALL SCREW CONTROL ON THE Z AXIS. THE LAGUNA SMARTSHOP I INCLUDES A SIX-ZONED VACUUM TABLE WITH T-SLOTS ON A UNI-WELDED BASE FOR OPTIMUM STRENGTH AND LONGEVITY. THE SMARTSHOP I COMES WITH A POWERFUL LAGUNA HAND-HELD CONTROL (HHC) SYSTEM AND IS EXTREMELY EASY TO USE. COMPATIBLE WITH VIRTUALLY ALL CABINET DESIGN AND CARVING SOFTWARE PACKAGES FOR EFFORTLESS SETUP AND PROGRAMMING.

- MACHINE: 220V / 3 PHASE / 80 AMP
- SPINDLE: 6HP INDUSTRIAL LIQUID-COOLED
- 7.25" CLEARANCE UNDER THE GANTRY WITH 7.25" OF Z-TRAVEL
- OVERSIZED ONE-PIECE WELDED TUBULAR STEEL FRAME. (1810 LBS.)
- 3 AXIS (DUAL DRIVE IN Y) HIGH DEFINITION MICRO-STEP DRIVE SYSTEM
- HIWIN PRECISION-GROUND BALL SCREWS, LINEAR GUIDES AND HELICAL RACK-AND-PINION FOR PRECISION AND LONGEVITY
- 6-ZONE PHENOLIC GRID STYLE VACUUM TABLE WITH T-SLOTS
- HAND-HELD CONTROL (HHC) SYSTEM WITH USB INTERFACE

- LIMIT SWITCHES ON ALL AXES WITH SOFT LIMITS
- CENTRALIZED LUBRICATION SYSTEM
- VARIABLE SPEED (4,000-18,000 RPM)
- 10 HP VACUUM PUMP INCLUDED
- DUST HOOD WITH 4" DUST PORT
- EMERGENCY STOP SWITCH
- TOOL TOUCH OFF PAD
- COLLET: ER-25

AVAILABLE SIZES:

- 4' X 4'
- 4' X 8'
- 5' X 10'
- CUSTOM SIZES



"WE USE THE SMARTSHOP TO CUT PARTS OUT OF PLYWOOD AND SOLID MAPLE, AS WELL AS ALUMINUM FOR TRIM PIECES AND PLEXIGLAS WINDOWS. WE EVEN USE IT TO CREATE OUR OWN SIGNAGE, WHICH BRINGS UP ANOTHER ADVANTAGE OF THE UNIT: ITS EASE OF USE.

"CNC ROUTERS WERE QUITE COMPLEX AS RECENTLY AS 10 YEARS AGO. THE SMARTSHOP II COULDN'T BE SIMPLER TO PROGRAM AND USE. IT'S ALMOST A MATTER OF 'PUSH-AND-GO' AND THE MACHINE TAKES CARE OF EVERYTHING ELSE."

- CARY WINCH, TINYCAMPER.COM



THE SMARTSHOP II IS IDEAL FOR INDUSTRIES SUCH AS CABINET-MAKING, PLASTIC FABRICATION, FURNITURE MANUFACTURING AND SIGN MAKING. THE SMARTSHOP II HAS OPTIONAL TABLE SIZES WITH A 12HP HSD SPINDLE OR 7.5HP LIQUID-COOLED VARIABLE-SPEED SPINDLE, HELICAL RACK AND PINION CONTROL ON X AND Y AXES WITH BALL SCREW CONTROL ON THE Z AXIS AND PRECISION LINEAR GUIDE RAILS ON ALL AXES. A SIX-ZONED VACUUM TABLE WITH T-SLOTS ON A 3,500-LB UNI-WELDED BASE FOR OPTIMUM STRENGTH AND STABILITY. POWERFUL PLC-BASED INTERFACE WITH INDUSTRIAL CONTROLLER FROM B & R AUTOMATION. COMPATIBLE WITH VIRTUALLY ALL CABINET DESIGN AND CARVING SOFTWARE PACKAGES FOR EFFORTLESS SETUP AND CODING. THE CONTROL SYSTEM IS EXPANDABLE AND CAN BE CUSTOMIZED FOR ANY APPLICATION.


- INDUSTRIAL CONTROL FROM B & R AUTOMATION
- 8-POSITION AUTOMATIC TOOL CHANGER
- 3500LB WELDED TUBULAR STEEL FRAME
- DUAL DRIVE HELICAL RACK & PINION
- 12 HP HSD INDUSTRIAL SPINDLE
- AUTOMATIC POP-UP PINS
- 6-ZONE VACUUM TABLE

AVAILABLE SIZES:

- 4' x 4'
- 4' x 8'
- 5' x 10'
- CUSTOM SIZES

SPINDLES AVAILABLE IN:

- 7.5HP ATC
- 12HP ATC



8-POSITION AUTO TOOL CHANGER



5-BEAM, PRECISION-WELDED



B & R AUTOMATION (AUSTRIA)



"BEFORE WE BOUGHT OUR LAGUNA TOOLS EQUIPMENT, WE SHOPPED OUT MOST OF OUR CUTTING NEEDS. NOW, WE NOT ONLY PRODUCE MUCH BETTER WORK THAN WE COULD WITH A JIGSAW, BUT ALSO OFFER OUR SERVICES TO OTHER COMPANIES THAT NEED THE ACCURACY OF A COMPUTER CUT. SO OUR LAGUNA TOOLS EQUIPMENT HAS TURNED INTO A NEW PROFIT CENTER FOR US."

-JONATHAN HAMMEL, MADE FIRST

THE SMARTSHOP II SUV IS THE NEWEST CNC MACHINE FROM LAGUNA TOOLS. WE HAVE MADE ONE OF THE INDUSTRY'S BEST-SELLING CNCs EVEN BETTER BY MAKING IT FASTER, STRONGER AND SMARTER. THE ADDITION OF B&R SERVOS WILL GIVE YOU THE SPEED TO CUT UPWARDS OF 1000 IPM WITH PROPER TOOLING. THE SS2 SUV FRAME HAS BEEN BEEFED UP WITH AN ALL-STEEL BRIDGE AND PLANETARY GEARS GUARANTEEING CLEAN AND ACCURATE CUTS WITH THE HIGHEST POSSIBLE RESOLUTION. THE ADDITION OF A MANUAL PULSE GENERATOR AT THE CONTROL GIVES YOU MORE FLEXIBILITY THAT EVER BEFORE.

- 4' X 8' LAGUNA SMARTSHOP 2 SUV WITH B&R INDUSTRIAL SERVO CONTROL PACKAGE
- 12 HP HSD ISO-30 ATC ELECTROSPINDLE (CERAMIC BEARINGS), 208-230V, 3 PHASE (24,000RPM)
- 4' X 8' (PHENOLIC) - UNIVERSAL GRID-TYPE VACUUM TABLE WITH T-SLOT FEATURE
- 8 POSITION AUTOMATIC TOOL CHANGER (4 TOOL HOLDERS INCLUDED)
- RIGID, ALL-WELDED, STRUCTURAL STEEL FRAME (MACHINE WEIGHT 3500 LBS.)
- MANUAL PULSE GENERATOR FOR CONVIENENT AND ACCURATE JOGGING
- PROGRAMMABLE DUST HOOD WITH M-CODE DRIVEN RETRACTION
- 6 INDEPENDENTLY CONTROLLED VACUUM ZONES
- 1000 WATT B&R SERVOS WITH 8-TO-1 PLANETARY GEARS
- LIMIT SWITCHES ON ALL AXES WITH SOFT LIMITS
- TOOL CONE HOLDER - FOR EASY BIT CHANGING
- Y AXIS - DUAL HELICAL RACK-AND-PINION
- Z AXIS - PRECISION GROUND BALL SCREW
- 2000 IPM RAPID TRAVERSE IN X & Y
- X AXIS - HELICAL RACK-AND-PINION
- ABSOLUTE POSITIONING ENCODERS
- ONE-YEAR WARRANTY - PARTS
- ADJUSTABLE POP-UP PINS
- E-STOP

AVAILABLE SIZES:

4' X 4'

4' X 8'

5' X 10'


CUSTOM SIZES



POD READY



SOLID STEEL FRAME



8-POSITION AUTO TOOL CHANGER



5-BEAM, PRECISION-WELDED



FANUC HAS INVESTED ITS RESOURCES NOT ONLY IN DEVELOPING THE MOST ADVANCED, RELIABLE CNC AND MOTION CONTROL SYSTEMS BUT ALSO IN CULTIVATING THE BRIGHTEST AND THE MOST EXPERIENCED SUPPORT TEAM IN THE CNC INDUSTRY. THE EXPERTISE WE BRING TO EVERY CUSTOMER AND APPLICATION IS GAME CHANGING. NO ONE ELSE EVEN COMES CLOSE. SO, WHEN YOU BUY A MACHINE WITH A FANUC CONTROL, YOU ARE TAPPING INTO THIS KNOWLEDGE BASE.

- 1500 WATT FANUC SERVOS
- 6-ZONE "POD READY" VACUUM TABLE
- 9-SPINDLE BORING BLOCK (OPTIONAL)
- ONE PIECE WELDED TUBULAR STEEL FRAME
- FANUC 0I-MF INDUSTRIAL CONTROL PACKAGE
- 12 HP HSD INDUSTRIAL SPINDLE (ISO 30/HSK 63)
- 3000 IPM RAPIDS WITH CUT SPEEDS UP TO 1200 IPM
- 8-POSITION ROTARY TOOL CHANGER ON THE GANTRY



BORING BLOCK READY



ADJUSTABLE POP-UP PINS



6-ZONE VACUUM TABLE



1500 WATT FANUC SERVOS



AVAILABLE SIZES:

4' x 4'

4' x 8'

5' x 10'

CUSTOM SIZES

"OUR NEW LAGUNA TOOLS CNC WORK CENTER MAKES US MORE EFFICIENT, INCREASES OUR PRODUCTIVITY AND ENABLES US TO CREATE MORE PIECES WITH BEAUTIFUL CURVES AND SHAPES. IT'S REFRESHING TO BE ABLE TO PARTNER WITH A COMPANY THAT VALUES QUALITY AND CUSTOMER SERVICE AS MUCH AS WE DO. WE ARE CONSTANTLY ASKING OUR CUSTOMERS WHAT THEY WANT...AND WHEN THEY NEED IT - AND LAGUNA TOOLS DOES THE SAME THING."

RON LOE: WOOD CASTLE HARDWOOD FURNITURE

THE LAGUNA TOOLS SMARTSHOP | MT IS THE MOST VERSATILE ROUTER PLATFORM EVER CREATED. WITH AN EXTENDED GANTRY AND EXTRA-LARGE TOOL PLATE, THE MACHINE CAN BE CONFIGURED TO MEET MULTIPLE PRODUCTION NEEDS IN A SINGLE MACHINE.

APPLICATIONS FOR THIS MACHINE ARE ENDLESS. IN ADDITION TO THE STOCK 4 HP SPINDLE, TOOL POSSIBILITIES INCLUDE TANGENTIAL KNIFE SYSTEM, ROLLER CREASING WHEEL, OSCILLATING TANGENTIAL KNIFE, RIGHT ANGLE SPINDLE, SECONDARY SPINDLE FOR METAL (LOW RPM), REPEATED DRILLING PROCESS, BRAILLE DISTRIBUTOR AND PNEUMATIC SELF-FEED TAPPING SYSTEM. SINCE THE SMARTSHOP | MT USES LAGUNA'S 4TH AXIS CONTROL SET, A TURNING DEVICE (LATHE) CAN BE ADDED AS WELL. SO MANY TOOL POSSIBILITIES, TOO MANY TO LIST.

UNLIMITED POSSIBILITIES - CHOOSE YOUR WEAPONS

- 4HP LIQUID COOLED SPINDLE
- 6-ZONE VACUUM TABLE
- 10 HP VACUUM PUMP
- WIN CNC PC BASED CONTROL SYSTEM
- SERVO DRIVE SYSTEM
- OPTIONAL SPINDLES UP TO 12HP
- OPTIONAL AUTO TOOL CHANGER
- CREASING WHEEL
- ROUTING SPINDLE
- DRAG KNIFE SYSTEM
- LAGUNA VISION SYSTEM
- TANGENTIAL KNIFE SYSTEM
- RECIPROCATING KNIFE SYSTEM



CHANNEL LETTERING



FOAM CUTTING



3D FOAM SIGNS

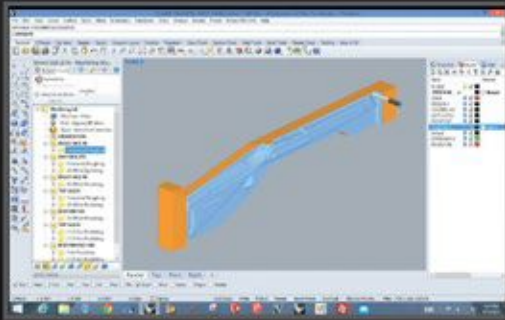


BRAILLE SIGNS



THE SMARTSHOP 4TH AXIS TURNER IS READY TO TACKLE YOUR MOST COMPLEX MACHINING NEEDS. WITH A 16" CLEARANCE UNDER THE GANTRY IT CAN TURN STOCK UP TO 12" IN DIAMETER. THE ABILITY TO CREATE ELABORATE TURNED PIECES IS LIMITED ONLY BY YOUR IMAGINATION! WITH THE TURNER REMOVED YOU CAN MACHINE/NEST FLAT STOCK UP TO 24" X 48". THE SMARTSHOP 4TH AXIS TURNER ALSO COMES STANDARD WITH A 4-POSITION AUTOMATIC TOOL CHANGER.

- HEAVY ONE-PIECE WELDED STEEL FRAME
- WORK ENVELOPE 27" X 56"
- 9" OF Z-TRAVEL (SPINDLE IS ADJUSTABLE UP/DOWN)
- 16" OF GANTRY CLEARANCE
- 10" DIAMETER CAPACITY ON TURNER
- B & R SMARTSHOP 2 4-AXIS CONTROL PACKAGE
- 5.7" COLOR TOUCH SCREEN FOR OPERATOR INTERFACE
- 3 HP ATC LIQUID COOLED SPINDLE (SHOWN WITH OPTIONAL HSD SPINDLE)
- 4-POSITION AUTOMATIC TOOL CHANGER
- 24" X 49" FLAT TABLE WORK AREA (WITH TURNER REMOVED)
- 1-PHASE 220V 30 AMPS



WATCH THE FULL VIDEO OF OUR CNC FABRICATING THIS GUN STOCK AT:
WWW.LAGUNATOOLS.COM/CNC-VIDEOS

POWERED BY



THE LAGUNA SMARTSHOP CF WAS SPECIFICALLY DESIGNED FOR CUTTING ALUMINIUM COMPOSITE PANEL (ACP) OR ALUMINIUM COMPOSITE MATERIAL (ACM). ACM IS A WIDELY USED TERM DESCRIBING FLAT PANELS THAT CONSIST OF A NON-ALUMINIUM CORE BONDED BETWEEN TWO ALUMINIUM SHEETS. ALUMINIUM SHEETS CAN BE COATED WITH PVDF OR POLYESTER PAINT. ACPs ARE FREQUENTLY USED FOR EXTERNAL CLADDING OF BUILDINGS (BUILDING FACADES), FOR INSULATION AND FOR SIGNAGE. LAGUNA HAS FABRICATED THE PERFECT MACHINE TO CONQUER THIS MATERIAL.

- UNIQUE PRESSURE "SHOE" DESIGN FOR OPTIMUM DEPTH ACCURACY, EVEN IF THE PANEL IS NOT TOTALLY FLAT
- HELICAL RACK AND PINION DRIVES ON X AND Y AXES. BALL SCREW ON Z AXIS
- 1, 2 AND 3 SPINDLE DESIGN. ALSO AVAILABLE WITH ATC SPINDLE
- (3) 5 HP ITALIAN HSD SPINDLES (SHOWN ON MACHINE BELOW)
- B&R INDUSTRIAL CONTROLLER WITH TOUCH SCREEN CONTROLS
- PLANETARY GEAR BOXES ON ALL 3 AXES
- (2) 10 HP VACUUM PUMPS
- 6 ZONE VACUUM TABLE



AVAILABLE SIZES:

- 5' x 16'
- 5' x 20'
- 6' x 16'
- 6' x 20'
- CUSTOM SIZES



THE SMARTSHOP LD|4 THE SMARTSHOP LD4 MEETS THE CRITICAL NEED TO IMPROVE PRODUCTION EFFICIENCY WITH INNOVATIVE TECHNOLOGY FROM LOCKDOWEL. PROVIDING FASTER AND MORE PRECISE MANUFACTURING BY DRILLING AND INSERTING THE LOCK-DOWEL PRODUCTS, IT IS PERFECT FOR CABINETS, DRAWER BOXES, CLOSETS, DESKS, SOLID WOOD FURNITURE AND MANY OTHER APPLICATIONS.


- POWER: 220, 3-PHASE, 30 AMPS
 - DUST EXTRACTION VIA 4" DUST PORT
 - SOLID ONE-PIECE WELDED TUBULAR STEEL FRAME.
 - TWO VIBRATORY HOPPERS AND INSERTERS FOR 30 MM OR 40 MM SPRING PINS AND ECLIPS OR H-CLIPS
 - WINDOWS PC FRONTEND CONTROL FOR CREATING AND SELECTING PROGRAMS
 - TWO 2HP 24000 RPM PRECISION SPINDLES (5 MM AND 8 MM) FOR DRILLING
 - 4 PNEUMATIC ADJUSTABLE HOLD-DOWN CLAMPS
 - FOOTPRINT: 7' X 11' X 6.5' (DOORS CLOSED)
 - 3-AXIS CONTROL FOR POSITIONING
 - 96" MAXIMUM WORK ZONE
 - WEIGHT: 6,000 LBS
-
- TRUE 3-AXIS MOVEMENT FOR DIFFERENT MATERIAL THICKNESSES
 - BARCODE SCANNING FOR EFFICIENT, LEAN MANUFACTURING
 - 4 ZONES THAT CAN BE CONFIGURED FOR PANEL SIZES UP TO 96"
 - ELIMINATES THE NEED FOR GLUE AND CASE CLAMPING
 - INCREASES EFFICIENCY AND REDUCES MANPOWER
 - FASTER AND EXTREMELY ACCURATE ASSEMBLY
 - EASY TO USE – 100% SOFTWARE DRIVEN



SLIDE & LOCK INVISIBLE FASTENERS



LOCKDOWEL
INVISIBLE CHANNEL LOCK SYSTEM



32 YEARS OF INNOVATION AND EXPERIENCE HAVE COME TOGETHER TO PRODUCE THE SMARTCUT CNC PLASMA. LAGUNA HAS SET THE STANDARD FOR VALUE AND QUALITY. QUITE SIMPLY, IT'S WHAT A PLASMA CUTTING SYSTEM SHOULD BE - A CNC DEDICATED TO PLASMA & OXY-FUEL CUTTING. LAGUNA OFFERS THREE LEVELS OF PLASMA CNC'S, ASSURING THE PERFECT FIT FOR EVERY BUDGET AND NEED.


HIGH PERFORMANCE, LOW COST CNC:

LEVEL 3 SPECS SHOWN

- THIN PANEL MOUNT UNIT 409 MM X 492 MM X 73 MM
- BUILT-IN WIFI, 15" TOUCH SCREEN
- OPERATOR PANEL FOR PLASMA, OXY-FUEL & AUXILIARY FUNCTIONS
- 3-AXIS DRIVE OUTPUTS (BOTH ANALOG & STEP/DIRECTION)
- 3 ENCODER INPUTS
- PROGRAMMABLE I/O (16 IN / 20 OUT, ACTIVE LOW)
- POWER INPUT 24 VDC
- OPTIONAL INTEGRATED PLASMA HEIGHT CONTROL
- OPTIONAL SERVO MOTORS WITH BUILT-IN AMPLIFIERS

BENEFITS OF THE THERMAL DYNAMICS CONTROL:

- INDUSTRIAL HARDENED SEALED CASE DESIGN
- FIELD "SWAPPABLE" - NO ON-SITE TECH NEEDED
- WINDOWS BASED DUAL PROCESSOR PC (RUNS MULTIPLE JOBS AT ONCE)
- TOUCH SCREEN, PUSH BUTTON OR KEYBOARD AND MOUSE INPUTS
- WI-FI ENABLED - IMPORT FILES FROM YOUR WIRELESS NETWORK; USE NETWORK FUNCTIONS AT CNC CONTROLS
- RUNS 1 PLASMA, 1 OXY TORCH AND 1 PLASMA MARKER FROM SAME CONTROL UNIT
- SAME INDUSTRIAL CONTROLS FROM ENTRY LEVEL TO HIGH PRECISION PLASMA CUTTING; A-SERIES THRU ULTRACUT
- LOWEST INDUSTRIAL CNC PACKAGE PRICE POINT ON THE MARKET



LAGUNA OFFERS THREE LEVELS OF PLASMA MACHINES:

LEVEL ONE: UP TO 1/2" PRODUCTION CUTTING, WATERTABLE, DSP HAND HELD CONTROL

LEVEL TWO: UP TO 5/8" PRODUCTION CUTTING, B&R INDUSTRIAL CONTROL, AUTOMATIC TORCH HEIGHT CONTROL, ADJUSTABLE WATER TABLE.

LEVEL THREE: UP TO 1.25" PRODUCTION CUTTING, THERMAL DYNAMICS CONTROL (I-CNC) WITH SERVOS, ADJUSTABLE WATER TABLE, AUTOMATIC TORCH HEIGHT CONTROL, MULTIPLE CUTTING & SHIELDING GASES AVAILABLE.

PLASMA OPTIONS FROM \$10,500





THE LAGUNA TOOLS BANDIT 3/2 IS THE COMPACT HEAVYWEIGHT IN OUR LINE OF AUTOMATIC EDGEBANDERS. DESIGNED FOR EVERYDAY PROFESSIONAL USE WITH ALL 2 MM MATERIALS. THE GLUEPOT ALLOWS FOR MAXIMUM FLEXIBILITY FOR USE WITH PVC, WOOD TAPE, LAMINATE & WOOD STRIPS. STANDARD FEATURES INCLUDE AUTOMATIC END TRIM WITH DUAL BLADE END CUTTING UNITS, EDGE TRIMMING WITH DUAL HIGH FREQUENCY MOTORS, BUFFING UNIT, ADJUSTABLE OVERHEAD CONTROL PANEL, PULL-OUT SUPPORT ROLLERS FOR WIDE PANELS & ELECTRONIC TEMPERATURE CONTROL WITH DIGITAL READOUT.

- POWER: 220 VOLT, 1 PHASE 40 AMP
- COMPRESSED AIR REQUIRED: 87 PSI CLEAN DRY AIR
- TAPE THICKNESS (MIN-MAX): 0.4 MM - 2 MM
- IN-FEED FENCE: HEATED
- GLUE TANK CAPACITY: 30 OZ TEFLON COATED
- GLUE HEATING: 5 ELEMENTS WITH AUTO TEMP CONTROL
- GLUE APPLICATION: MICRO-ADJUSTABLE
- PRESSURE ROLLERS: DUAL

THE LAGUNA BANDIT 4/3 IS A FOUR STATION (TOP/BOTTOM, END-TRIM, SCRAPING & BUFFING) 3 MM HEAVY DUTY TRACK FEED BANDER EQUIPPED WITH HIGH-END ELECTRONICS & MOTORS FROM SUPPLIERS LIKE SIEMENS, SCHNEIDER & TELEMECANIQUE. IT COMES WITH A HOST OF FEATURES SUCH AS BUILT-IN WHEELS SYSTEM, TEFLON-COATED GLUE-TANK THAT LOWERS TEMPERATURE AUTOMATICALLY TO EXTEND THE LIFE OF BOTH TANK & GLUE & AUTOMATIC KICKBACK OF THE TAPE SO YOU DO NOT HAVE TO RESET IT. THE BENEFIT TO HAVING A 4-STATION BANDER

OVER A 2-STATION IS THE SCRAPING REMOVES EXCESS GLUE & THE BUFFING BRINGS THE SHINE BACK TO TRIMMED EDGES, SOMETHING THAT IS VERY TIME-CONSUMING TO DO BY HAND. PRESSURE ROLLERS: #1 IS MOTORIZED & HAS SEPARATE PRESSURE ADJUSTMENT; #2 IS IDLE & HAS SEPARATE PRESSURE ADJUSTMENT. PULL OUT SUPPORT WITH ROLLERS OFFERS SUPPORT FOR WIDER PANELS. NUMERICAL READOUT ON TRIMMERS & PANEL THICKNESS MAKES CHANGE-OVER EASY, FAST & ACCURATE.



Engraver's Choice

949-355-4000

Sales@engraverschoice.com

VIEW MORE SPECS AND VIDEOS ON THESE MACHINES @
LAGUNATOOLS.COM