


Hekatean Tarot Guide: Attunement, Index, Readings and Applications

By Cyndi Brannen, PhD



Preparing or Refreshing a Deck

When you are doing each of the three stages outlined below, concentrate on the intention underlying each action. For example, when cleansing, think; *"I cleanse this deck of all other energies. It is clear and fresh."*

At each step in the preparation process, concentrate on the intention for that step.

- **Preparation:**

- Have your unwrapped deck, a candle, and a black cloth ready.
- When all your supplies are in place, ignite your candle.
- After removing packaging, hold the deck (and the accompanying book, when applicable) at heart, and say to the cards, *"I am here to learn, with passion, kindness and integrity. Reveal your keys to me."*
- Organize the cards into their four suits and the Major Arcana (MA). Remove any extraneous cards.
- Place the MA on the top, followed by the four suits. I use the elemental structure: Pentacles (Earth/North), Swords (Air/East), Wands (Fire/South), and Cups (Water/West). There are other systems that work, but this is the one that is truest for me.

- **Cleansing:** Cleanse the deck (and book, when applicable) by performing Khernips:

- Use thyme, rosemary or juniper.
- As you plunge the sprig into the water, speak *I banish all that blocks and binds*.
- Asperge the cards by anointing them with a drop of the khernips water and rub three time counterclockwise while repeating the incantation above. You can do likewise for the accompanying book.
- Next, anoint your root, heart and crown. At each station, recite, *"I banish all that blocks and binds me from working with these cards."*

- Then perform the banishing of Hieros Pyr using your candle, part of the Covina Animarum (as shown at the beginning of all our live gatherings).

- Rotate the candle 3x counterclockwise around the deck (and accompanying book, when applicable), reciting, *"these cards are cleansed through the Flame of Hekate (Hieros Pyr)."*

- **Protecting:** Next take your Covina candle and do the protection aspect of Triformis, 3x clockwise: *"These cards are protected from all harm, as am I. We are joined together in the protective circle of the Flame of Hekate (Hieros Pyr)."*
- **Blessing:** A simple, *"I bless these cards. I am grateful for their wisdom. I humbly enter into relation with them,"* while shuffling them over the Covina Candle is perfect.

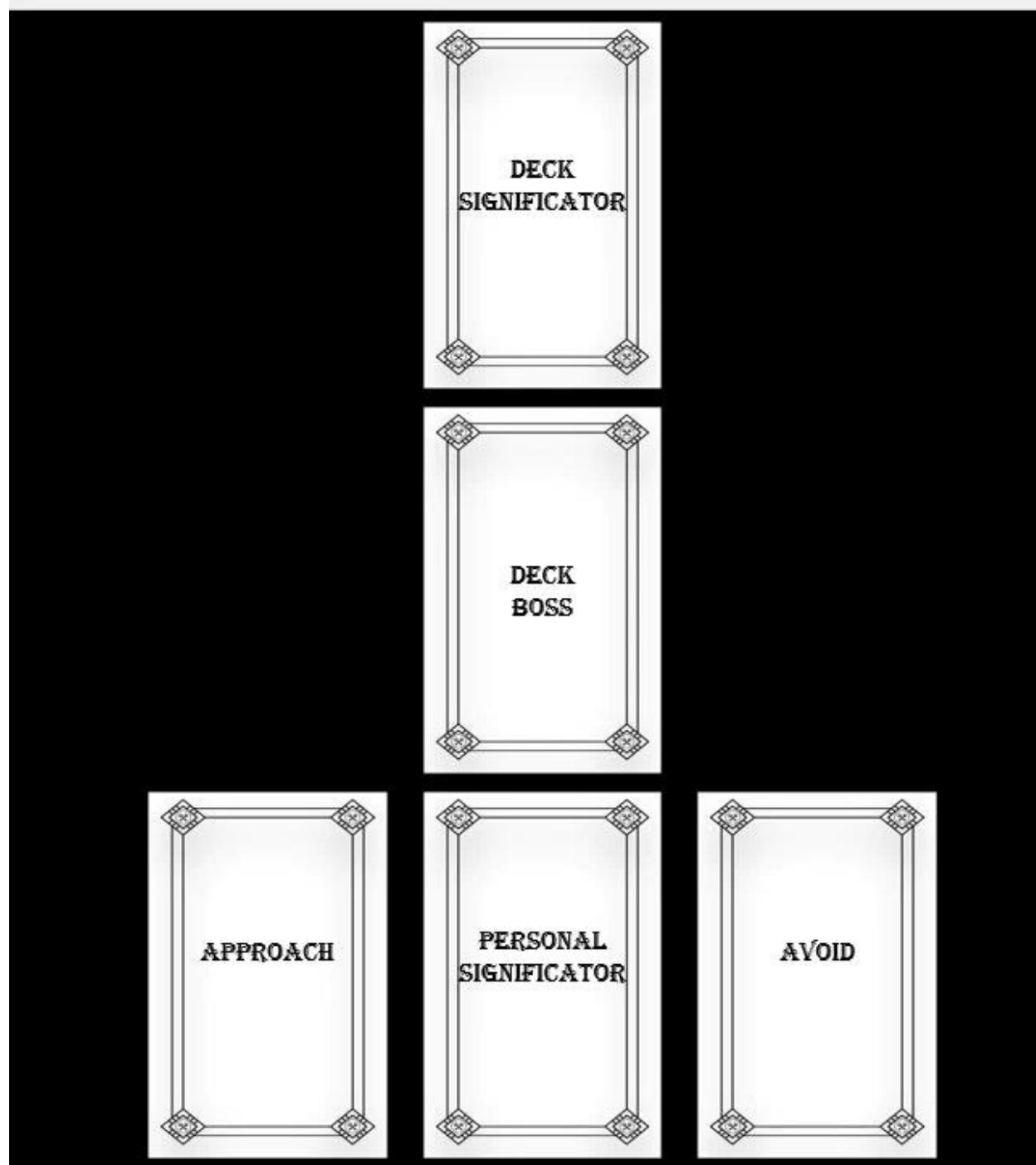
Card Index

Date/Astrology:		
Card:		
Position:		
	Impressions	Threads to Follow
What is your intuitive response to the card?		
What does the name of the card mean to you?		
What symbols are on the card?		
What images are on the card?		
Is there a figure on the card? If yes, what are they doing?		
What colors are on the card?		
Are there other correspondences (numbers/number of objects, plants, astrology, etc.?)		
What is the normative interpretation?		

Introductory Reading

After the "Animarum Cartis," "break the ice," with your new deck by having a conversation with them. Give them a thorough shuffle if you haven't yet. This is a fantastic technique not only with new decks, but to stay connected with the ones you use. Talk to your deck daily.

1. Ask your deck what its dominant energy is at this time and draw one card. Place this card on your cloth.
2. Ask the cards to reveal who is the "deck boss," usually a Major Arcana figure but not always. Draw one card, although a boisterous deck may pop more than one. Place this card underneath the deck significator.
3. Establish your personal significator card. I have a rule that if I can't ask the cards to show me my card (Queen of Swords) successfully on the first try, then the deck isn't ready. I'll wrap it up in a black cloth, sometimes for weeks until this can be accomplished. But that's me. You can pull out your card and explain to the deck why it is your significator or ask the deck to give you one. I recommend extricating the court cards from their suits and then shuffling them into the Major Arcana for this method. Place this card underneath the deck boss card.
4. Use the Enodia Oracle technique to inquire as to what, in general, the deck is moving you towards (approach), and what it asks you to step away from (avoid). Place approach to the left of your power card and avoid to the right.
5. Now contemplate each of the five cards as individuals and then weave them into a reading. Begin with your intuitive response, and then look up in the accompanying book, or a standard tarot resource.
6. Record your reading.
7. Thank the cards, wrap in cloth (if they seem to want privacy, some want to be on display), and Hail Hekate for the amazing gift that the cards are.




Hekatean Tarot Attunement

The cards are a form of sympathetic magick, offering access to the wisdom of our unborn selves and the spirits through their symbolic representations of the archetypal animus. These energetic signatures are the forces of the deeper, unseen universe. A good deck builds in these forces through correspondences, including animals, colors, symbols, human actions and appearance, botanicals, numbers and more. All the correspondences synergistically tap into the associated archetypal force. When a deck is attuned to any purpose, these correspondences become associated with the purpose. It's no different than using correspondences in any working. Decks can be attuned to only give yes/no answers, for example.

The messages received from the spirits through the aggregate master spirit of each card ride the associated energetic waves. The cards can be a conduit for necromancy, when the dead speak through certain ones or readings. They are riding that wave to connect with you. Higher order spirits, angels, daimons and the Pharmakoi Kyrios can also send messages through these currents. Hekate herself can speak through them. The more attuned we are to our chosen deck, the stronger our ability to perceive the messages becomes. Attunement is both within us through learning the standard meaning of the cards and our intuitive understandings, and through keeping the cards in good working order. Not all cards need a great deal of management, so work fantastically without intervention. As with all correspondences, there is a spiritual and material interaction between you as the practitioner and the cards themselves, yet another aspect of attunement.

To attune a deck specifically to Hekatean currents and characteristics, the focus is on linking the suits, numbers, court cards of the Minor Arcana with her dominant roles and the Major Arcana with specific epithets.

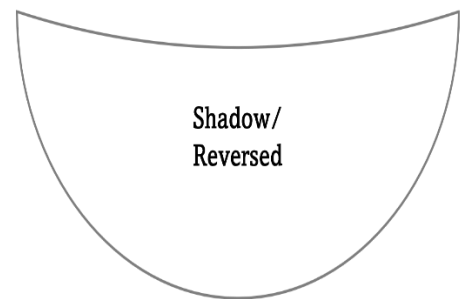

Before delving into how to do this, I want to mention that petitioning Hekate to speak through the cards doesn't require attunement. Hekate will always say what needs to be said.



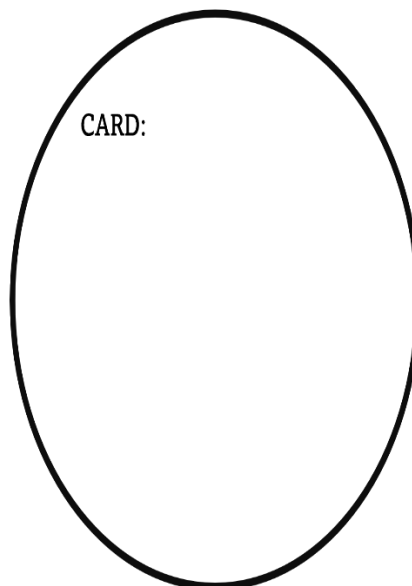
Establishing Connection

Many of the problems associated with inaccurate or difficult to interpret personal Tarot work is that the cards have not been attuned to the reader. I want my cards to work properly. While they represent individual spirits, the combined spirit of the deck and their connections to the deeper spirits of the archetypal forces, we are ultimately the power brokers since it is our will that determined how we interact with them.

Sleeping with the deck, studying it, and activating it through a ritual using correspondences all get the cards ready to work. There are times when a deck lands in our life fully ready. The cards are a collection of spirits. Building a relationship with spirits is no different than with humans – time, effort, reciprocity and attention all go into establishing and maintaining healthy ones. Each individual deck can have a master spirit comprised of an amalgam of all the cards, the creators' energies and intentions and other spirits. Having a session with this master spirit where you explain yourself and intentions for the cards and ask for support and listen to the Master Spirit. You may also find yourself speaking with the individual cards, especially the courts and the Major Arcana.



Keywords:



Keywords:

Attuning A Deck To Hekate's Wisdom

To attune your deck to Hekate's wisdom, you can keep your cards beside an image to her. For seven days, make an offering to her and ask her to infuse her wisdom into the cards. Light a white candle beside the cards and burn incense sacred to her while petitioning her to pour her wisdom into the cards. Add this into your practice of daily devotional work. Open up your Hekatean Cords and really connect with the cards, pouring your energies into them. Then connect with the external currents, adding them into the deck. Finally petition Hekate's blessing and wisdom for the deck.

Goetian Hekatean Attunement

This is the intensive process of attuning each card to Hekatean currents, roles and epithets. It involves summoning the spirit – the goetia – of each card as a connector to Hekatean aspects. The tables on the following pages provide the associations.

The technique requires an attunement of each card. Begin with the process outlined above in the wisdom attunement method, then link each card to the aspect. Writing each aspect and the name of the associated card on paper charged for this purpose works well. Another method is to write this information on a bay leaf for each card. The magickal paper can be infused with a variety of botanicals. Affix these activating taglocks to each card using a temporary method, such as paper tape. You can cleanse the tape on the salt strophalos if it carries miasma.

As you create and affix the taglocks, conjure the energy of each aspect into the taglock and then pour it into the associated card.

Once the taglocks are attached to each card, bind them together through an incantation, reinforcing this with chosen botanicals. The Moirai Pharmakeia of bay laurel, frankincense and lavender will bind the cards to the mysteries of the fates, facilitating the revelatory powers of the cards.

Wrap the cards in black cloth, tightly bound, and place them on your altar. Ideally, this should be constructed on Noumenia.

Ritual Carta Spiritus

This ritual can be done for any deck without the Goetian Attunement process. The more energy you pour into the deck and the more Hekatean currents drawn into the spirits, the more powerful the readings will be.

Once the cards are prepared, perform the ritual to claim their powers for your use and attune them with Hekatean currents. After each evocation, light a candle as an offering to the spirit being summoned.

In nomina charta.

In nomina spiritus.

In nomina veritas.

In nomina Moirai.

In nomina Hekate.

In the name of the cards,

And their master spirits,

In the name of the truth,

And through the power of the Fates,

By the name of Hekate

And her powers,

I claim these cards as vessels for her wisdom.

May they speak only her true words,

And may I heed them well.

As I speak it, it is so.

As the spirits are evoked, their energies will infuse the cards.

Extinguish the flames, expressing gratitude to the spirits.

Let the deck complete the attunement process until they feel noticeably different. This varies depending on the individual deck, usually three days is sufficient.

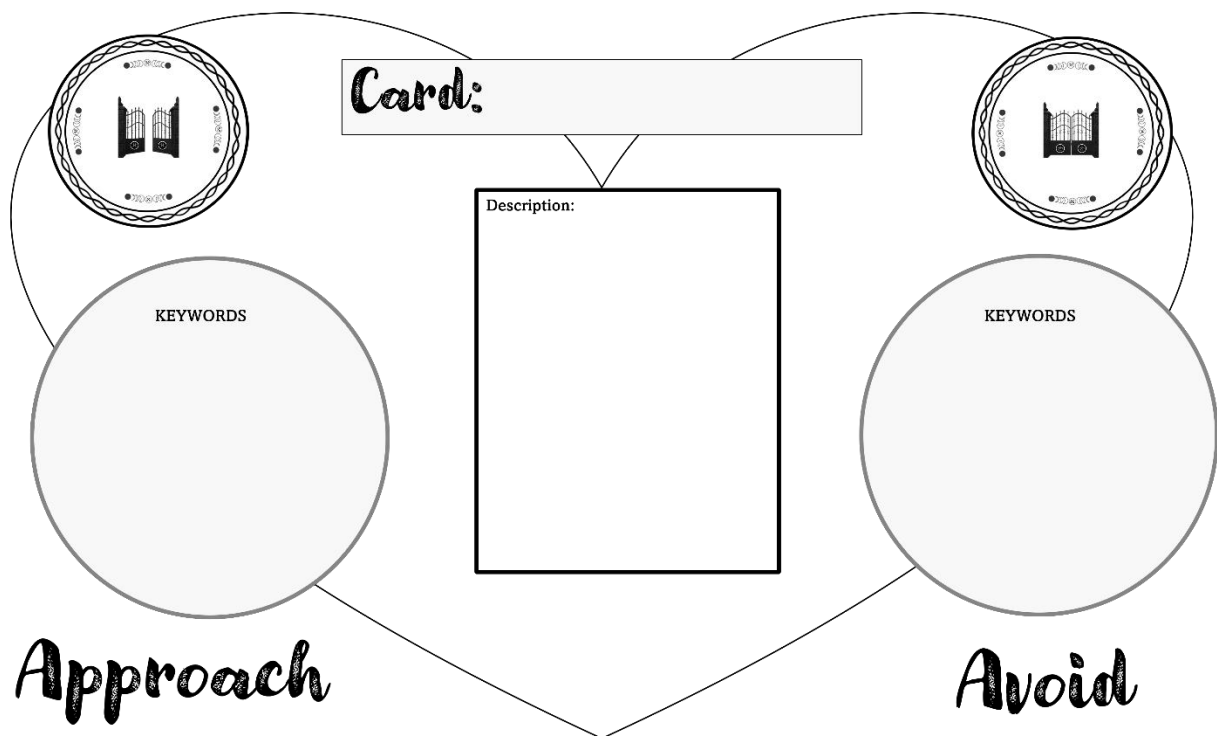
This process will deepen your connection to the deck and yield phenomenal results.

Daily Two Card Reading: The Enodia Oracle

Begin by asking Hekate to provide guidance for the day ahead through the cards. If you do a daily devotional practice to her, do this before the reading.

Concentrate on “approach” energy – think of it as the returning moon or attraction magick. Once you have a good vision of this in your mind’s eye, let it travel down through your arms into your fingertips, transferring into the cards. Holding this energy pattern, shuffle the cards until the right one emerges. Repeat the process using “avoid” energy – think of it as the waning moon or removal magick.

Once the two cards are drawn, concentrate on your immediate reaction. Jot down notes, I always have a Tarot journal on the go. This is especially important if you are a beginner or intermediate reader. Next look up the standard interpretation of the cards. NOTE: Some newer decks have sloppy interpretation guides. 78 Degrees of Wisdom by Rachel Pollack is the gold standard guidebook.



Hekate Shadow/Truth Reading

Known widely as the Hekate Shadow Taming Reading, this spread came to me fully formed with the guiding spirit attached. A gift of Hekate for her chosen.

Instructions: This reading is designed to be done alone or with a trusted guide, either in the living sense or of the spiritual kind. You should prepare yourself as you typically do for a reading. If you are new to doing your own readings, please contact me for guidelines. You should place an offering to Hekate in your space.

The Three Arms of the Spread

The spread consists of three arms, like in a triskele. The first arm represents your authentic self, the second your shadow self and the third represents Hekate. Before setting the three arms of the triskele, it is necessary to pick a card that represents your authentic self and one for your shadow self. Place these two cards in the center of what will become your triskele.

Significators

Card 1 (Significator/True Self): look through the deck until you find a card that you think represents your True Self. If you aren't experienced with your significator card, it's fine to just pick the card that appeals to you the most. Take your time doing this.

Card 2 (Emergent/Shadow): shuffle the deck any way you choose. While shuffling concentrate on your shadow (themes, experiences, images). Sooner or later one card will emerge, either literally by flipping over or by you sensing a strong energy/attraction to that card. This is your emergent card representing your shadow.

Laying Out the Cards

Then lay out the cards face down as per the photo. The three arms will be: 1. True Self (cards 3-15), 2. Shadow, (4-16) 3. Guidance from Hekate (5-17).

Complete the arms by placing the corresponding cards of the same position in each arm before moving onto the next card. All the cards in the first position in each arm go first and so on. That connects each card to each other across the arms, so the probability of an accurate reading is increased. The cards within the arms are connected to each other by their shared space in that arm.

Card Meanings

The first card in each arm represents the dominant theme of the arm (aka the aspect).

The second is the root or core of the aspect.

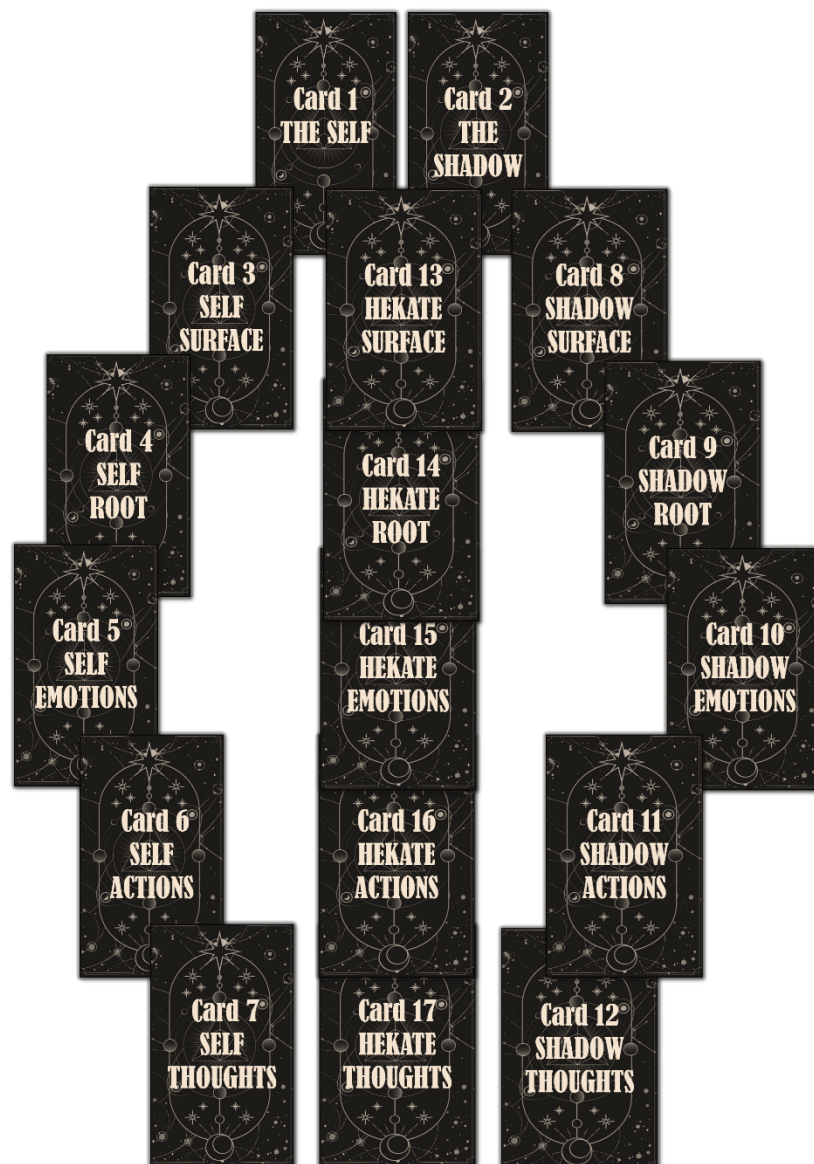
The third reflects the emotions of the aspect.

The fourth reflects thoughts of the aspect.

The fifth card represents behaviors associated with the aspect.

For the authentic and shadow self arms, there may be some overlap amongst the cards. This is especially likely if your shadow self is the dominant energy controlling your life. For the guidance from Hekate arm, each card will provide insight on how to tame your shadow self and move towards living an authentic life.

I recommend a mix of your intuitive and standardized interpretations of each card and then each arm and then how each arm relates to the others. If you would like help interpreting, let me know.



Hekatean Tarot Suits

The suits are attuned to Hekate's tripartite major roles: Guardian of the Under World, Guide of the Middle World and Gatekeeper of the Upper World. Her primal force, the fiery Anima Mundi is reflected in the traditional suit of wands, attuned as the Star of Seven, the fire that fuels all things.

Guardian of the Under World is reflected in the traditional suit of emotions and water, Cups. Guide of the Middle World is associated with the earthy suit that is variously labeled as pentacles, disks or orbs. Gatekeeper is attuned to the airy suit of Swords, matching its themes of communication, education, knowledge and mysticism. The traditional suit of wands reflects the energy of the spirit within and without, this is the power of the Anima Mundi.





These tables associate Hekatean aspects, epithets and roles with the tarot based on the Smith-Waite deck (or Rider-Waite, google the history to learn more about the importance of the name change).


The tables below present one system for attuning Hekatean energies, including Hekate's dominant roles and epithets with the suits, numbers and court cards of the Minor Arcana as well as epithets for each of the Major Arcana cards.

A brief notation of the primary themes of each of the suits, numbers, court cards and Major Arcana are also included. It was through these standard interpretations that the associations with the various roles and epithets were reached in conjunction with divined insight.

In addition, selected botanicals and other correspondences have been associated with each suit, number, court card and major arcana card using traditional systems of herbology and modern adaptations of more accessible botanicals. Additional correspondences include colors and stones. These correspondences and their classifications, including elemental, energetic and planetary were also used to select the Hekatean roles and epithets best matched to the traditional cards. Use the correspondences to empower the cards initially, to further augment your insight in doing readings and for using them in spells and rituals. The cards can be used for three major divinatory purposes: to predict the future, to make sense of the past and for wisdom in the here and now. The cards can be used in rituals to represent their elemental forces or to represent Hekatean aspects. Creating an altar that includes the card(s) with correspondences further strengthens the energy flow to the energy grid so that you can work with it. Use the cards in spells in similar ways.

Hekatean Tarot Suits

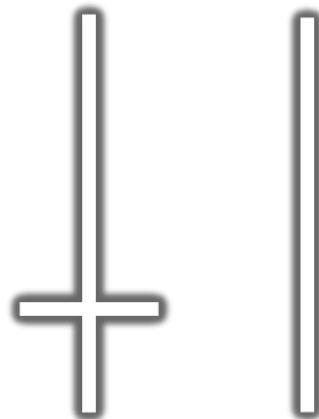
Suit	Hekatean	Botanicals		Additional	Themes
		Traditional	Modern		
Cups/ Torch 	Guardian; Lampadios/ Torch Bearer; Einalia/ Goddess of the Sea	Marjoram	Sage	Under World; west; water; blue; black; obsidian	Healing; rebirth; transformation
Pentacles /Crossroads 	Guide; Enodia/Of the Road	Ivy	Bay Laurel	Middle World; north; earth; green; brown; aventurine	Work; prosperity; effort
Swords/ Key 	Gatekeeper/ Kleidoukhos	Garlic	Mugwort	Upper World; east; air; yellow; pink; white; citrine	Intellect; mystical experiences; communication; learning; intuition
Wands/ Star 	Word Soul/ Anima Mundi	Almond, cedar	Frankincense	Liminal World; south; fire; red; orange; red jasper; garnet	Creation; destruction; revelation; union



Hekatean



Tarot Guide



Hekatean Tarot Minor Arcana Numbers

	Hekatean	Botanicals		Additional	Themes
1	Beginner/Nyssa; Healer/Painoios; At The Threshold/Empylios	Lady's Mantle	Mugwort	Clear quartz; diamond	Beginnings; clarity; truth; opening the third eye; Upper World
2	Illuminator/Amphiphaeos; Intellectual/Noeros; Midwife/Eileithyia	Musk	Pine	Pluto; turquoise	Prosperity; partnerships; liminal spaces
3	All Giver/Pandoteira; Blessed/Makairapos; Of the Crossroads/Tetraoditis	Myrrh	Myrrh	Serpentine; Hekate	Third eye; results; creation; witchcraft
4	Charioteer/Elateira; Energizer/Ergatis; Punisher/Mastigophoros	Cedar	Fennel; licorice	Mercury; yellow; unicorns; calcite	Communication; effort; diligence;
5	Earth Shatterer/Rexichthon; Terrifying/Brimo; Unleashed/Asostos	Clover	Bay laurel	Venus; carnelian	Inspiration; process; methods;
6	All Nurturing/Pantrophos; At the Threshold - Home/Prodomos; Evil Destroyer/Alexeatis	Frankincense	Frankincense	Moon; Hekate; silver	Balance; life; wisdom
7	Bringer of Light/Phaesimbrotos; Holy Fire/Hieros Pyr; Anassa/Queen	Rose	Rose	Libra; rose quartz	Healing; power; magick
8	Bestower/Ekdotis; Roarer/Therobromon; The Strong One/Kratais	Benzoin	Holly	Venus; lepidolite	Success; money
9	Fierce/Agriope; Fire Breather/Pyripnoa; Good tempered/Eukoline	Catnip	Hazel	Scorpio; bloodstone	Fertility; determination; loss
10	Death Bringer/Thanategos; Of The Road (Enodia); Mistress of Corpses (Nekyia)	Dittany of Crete	Pomegranate	Persephone; Hekate; gold	Mystical keys; hexing; beginnings

Hekatean Tarot Minor Arcana Court Cards

Member	Hekatean	Botanical Correspondences		Additional	Themes
Princess	Maiden/Kore; Azonos/Without Boundaries	Blessed Thistle	Mustard	Artemis; silver	Freedom; rebirth; boundaries
Prince	Energizer/Ergatis	Musk	Yarrow	Pan; Capricorn; tiger's eye	Animals; desire; passion
King	Dread Goddess; Thea Deinos	Frankincense	Oak	Zeus; sapphire	Authority; leadership; self-control;
Queen	Mother/Geneteira; Pammetor; Queen/Anassa; Regina	Rose	Thistle	Diana; aquamarine	Sovereignty; insight; independence ; freedom;

Hekatean Tarot Major Arcana


Card	Hekatean	Botanical Correspondences		Additional	Themes
Fool	Beginner/Nyssa	Peppermint	Peppermint	Opal; Uranus	Courage; freedom, openness; optimism; naivety
Magician	Illuminator/Amphiphaes	Fenugreek	Fennel; Licorice Root	Gold; Mercury	Creativity; empowerment; flow; abuse; confusion; weakness
High Priestess	Supreme/Kyria	Pennyroyal	Sage	Emerald; Moon	Divine feminine; insight; intuition; initiation; avoidance; delusion
Empress	Lady/Despoina	Sandalwood	Myrrh	Coral; Venus	Abundance; healing; motherhood; fixed mindset; poverty
Emperor	Universal Queen/Pasikratea	Dragon's Blood	Chili Powder	Ruby; Aries	Fatherhood; authority; order; dictatorship; weakness
High Priest	Glorious/Kydmios	Borage	Coffee	Periwinkle; Taurus	Divine masculine; conformity; structure; disruption; rebellion
Lovers	Bearer of Love/Erototokos	Cinnamon	Cinnamon	Rose Quartz; Gemini	Choice; love; passion; surrender; jealousy; separation

Chariot	Charioteer/Elateira	Watercress	Olive	Amber; Cancer	Control; sovereignty; success; failure; laziness
Strength	Strong One/Alkimos	Catnip	Chamomile	Red Jasper; Leo	Compassion; faith; order; hopelessness; shadow self dominance
Hermit	Lover of Solitude/Philemos	Narcissus	Iris	Blue Tourmaline; Virgo	Caution; contemplation; withdrawal; isolation; loneliness
Wheel of Fortune	Spinner of Fate/Klothia	Horehound	Oats; Alfalfa; Maple	Amethyst; Jupiter	Beginnings; change; completion; discord; difficulties
Justice	Somber/Tymbidian	Hyacinth	Verbena	Amber; Libra	Choice; clarity; fairness; integrity; dishonesty; imbalance
Hanged Man	Mistress of Corpses/Nekyia	Fern; lotus	Citrus	Beryl; Neptune	Transformation; surrender; resistance
Death	Death Bringer/Thanategos	Basil	Basil	Lapis Lazuli; Scorpio	Clarity; initiation; release; avoidance; depression; stagnation
Temperance	Astute/Doloeis	Dill	Parsley	Garnet; Sagittarius	Balance; harmony; integration; extremism; disintegration
Devil	She Monster/Mormo	Asafetida	Black salt; Aconite	Jet; Capricorn	Potential; increasing awareness; materialism;

					abuse of power; temptation
Tower	Lightning Striker/Photoplex	Eyebright	Oak	Onyx; Mars	Awakening; destruction; revelations; avoidance; entrapment
Star	Star Walker/Astrodia	Cloves	Nutmeg	Pearl; Aquarius	Calmness; hope; intuition; blockages; disconnection
Moon	Moon Queen/Anassa Mene	Mugwort	Aster	Moonstone; Pisces	Imagination; Psychic abilities; witchcraft; confusion; illusions
Sun	Brilliant/Phaenno	Bay Laurel	Cinnamon	Citrine; Sun	Contentment; freedom; self- expression; arrogance; obscurity; failure
Judgment	Transformer/Three- Formed/Trimorphis	Chervil; Damiana	Yarrow; Moss	Malachite; Pluto	Decisions; rebirth; transformation; denial; fear of change
World	All Giver/Pandoteira	Mandrake	Elm	Hematite; Saturn	Achievement; completion; wholeness; restriction

Photo Gallery







The content of this guide is for the personal use of students of The Covina Institute. Not to be distributed via electronic means except for the personal use. Protected by fair use policy. All content and images copyright Cyndi Brannen, except for public domain images and photos from CanStock which are used by permission. Quotations from existing texts do not violate copyright policy. This document in whole or part is not to be shared on any public website or application without the express consent of Dr. Brannen.

Copyright 2025. All rights reserved. Published by Keeping Her Keys Media, Prospect Village, Nova Scotia. B3T 2B2. Contact cyndi@keepingherkeys.com with inquiries.