



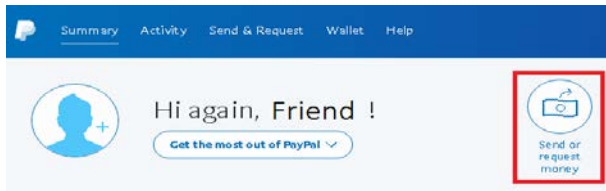
## Islas Malvinas Summer Tournament

### Instructions how to Pay the Tournament Fee using Paypal.

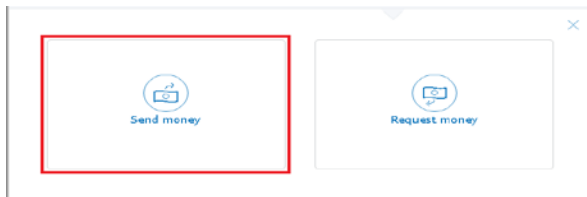
This document provides a guide as how to pay for the tournament using your Paypal Account.

To pay for the tournament, please proceed as follows;

1. Select “Send or request money” as indicated by the image below.



2. Select “Send money”



3. Enter the e-mail [bmtl03@hotmail.com](mailto:bmtl03@hotmail.com) under the “Send money to” field and click “Next”

Send money to

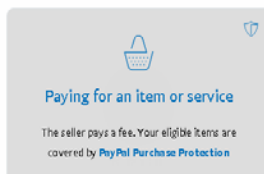
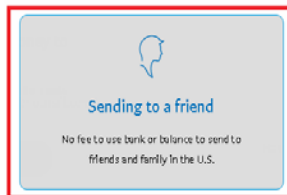
Name, email or number  
bmtl03@hotmail.com

Next

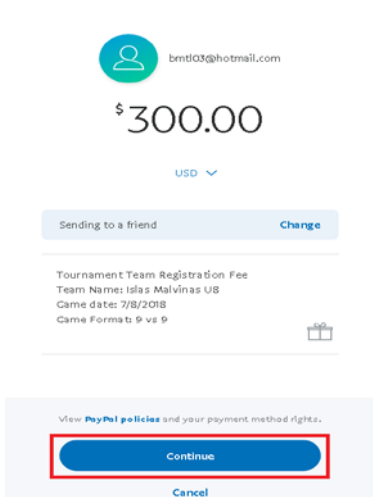
How it works ?

4. Select sending to a friend

What's this payment for?



5. Enter the amount



Under the notes section enter the following:

Tournament Team Registration Fee

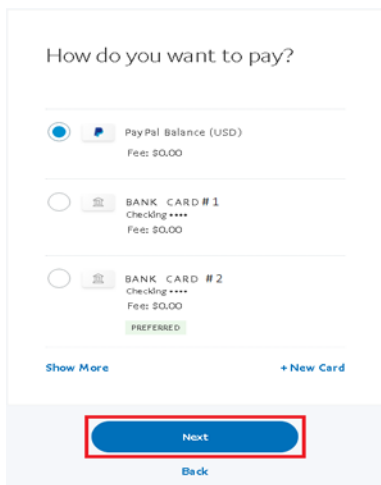
Team Name: Name of the team

Game Date: The date you will be playing

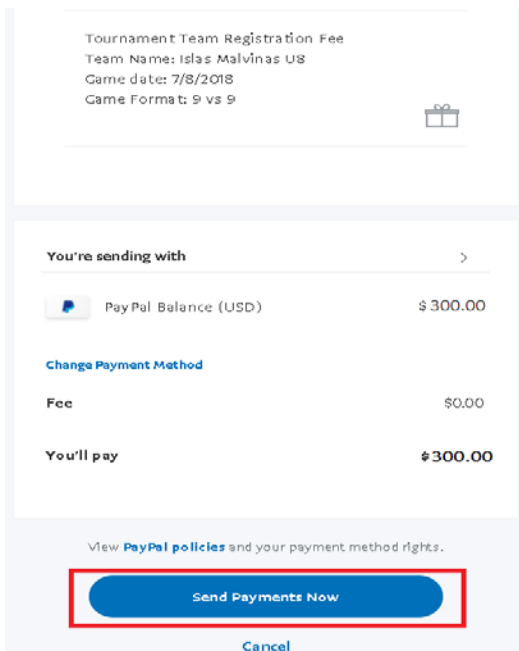
Game Format: 9 vs 9 or 11 vs 11\*\*

\*\* Please note that U12 has 9 vs 9 and 11 vs. 11. Select the correct date.

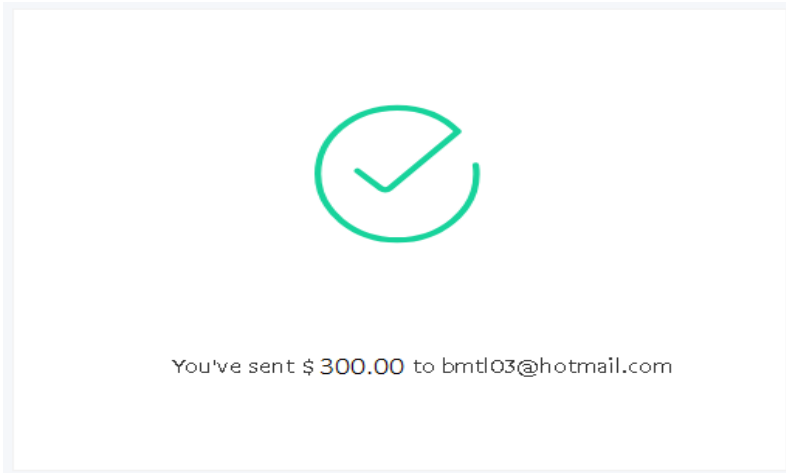
6. Select the Preferred Payment Method and select “Next”



7. The final confirmation with the team registration notes will appear. Select “Send Payment Now”



8. Confirmation will be received.



**Once confirmed, we will submit another confirmation e-mail.**