

ACRES Organic Fertilizer Instructions For Use

Proven to increase yield and save cost by using Acres and 50% less fertilizer.



Easy to use, please follow instructions carefully!

Rice Cultivation

1



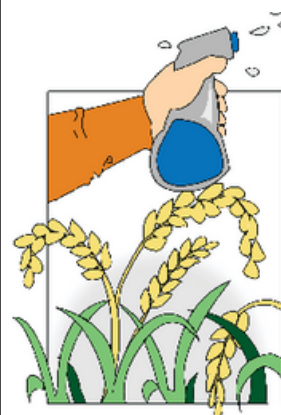
Always use non-chlorinated water (well or irrigation canal water), and only activate when needed to use.

2

Three Simple Applications




1. Seed soak
2. Foliar Spray 1 day before pulling
3. Foliar spray 30 days after planting




3

Apply ACRES and 50% less fertilizer and you will save money and increase yield. Monitor requirement for pesticides as this can also be reduced.



4

Activation Protocols



Each bottle must be activated before use. Empty entire contents of bottle into 2L water and stir, wait 48 hours before diluting and applying.

5

Application 1: Seed Soak



Activate one bottle in 2L water 48 hours before use then dilute to 32L (2 knapsack sprayer). Soak inbred or hybrid seed for 24 hours, followed by 24 hours incubation, prior to sowing.

6

Application 2: Foliar Spray 1 Day before pulling



Activate one bottle in 2L water 48 hours before use then dilute to 32L (2 knapsack sprayer). Spray evenly over seedling leaves.

7

Application 3: Foliar Spray 30 Days after transplanting



Activate one bottle in 2L water 48 hours before use then take 500ml into knapsack sprayer and fill with water, apply evenly to $\frac{1}{4}$ hectare. Repeat three times until one hectare has been treated.

8