



## DPC New Patient Enrollment Guide

**Direct Primary Care with New Beginnings Wellness is located here:**

<https://nbwellnessclinic.sigmamd.com/signup/new-patient-enrollment?step=enroll-members>

**Few things to know about this sign-up process:**

- You can enroll for yourself, a spouse, just for a child, or for the whole family!
- If you are enrolling for someone else, please ensure that you select the button next to enrolling others, but not myself – as shown below
- In addition, you can choose to pay monthly, quarterly, semi-annually, or annually.
- Please be sure to read all the documents presented.

**Add Patients**

Enter your personal information first before adding others. For enrollment support, please contact our office at (217) 860-7704.

**My Information**

First name  Last name

Date of birth  Sex at birth

Email  Mobile number  Optional

I am enrolling others, but not myself.

**NB DPC**

Billed every 1 month

Billed every 1 month

Billed every 3 months

Billed every 6 months

Billed every 12 months

0 patients added

**Required Enrollment**

Kid 5 - 18

OR

Adult 19 +

Once your online enrollment is complete you can expect the following:



## DPC New Patient Enrollment Guide

- Confirmation email of your enrollment
- Activation email for your SigmaMD Account – DON'T delete this!
- Payment Receipt

Once you confirm the items above, you will want to download our SigmaMD app. **This is how you will complete your intake information, communicate with Kim, schedule appointments, and more! PLEASE DOWNLOAD the app, it is a huge piece of our success with your care**

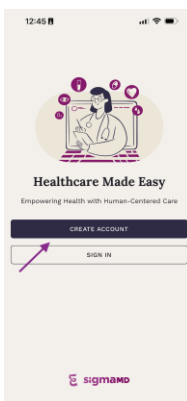
Download the app from the app store of your choice:

[Apple Store](#)

[Google Play Store](#)

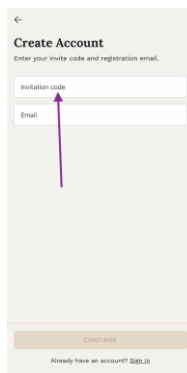
Once installed you will want to follow these steps:

1) Create Account



2) Get your invitation code from your activation email mentioned above!

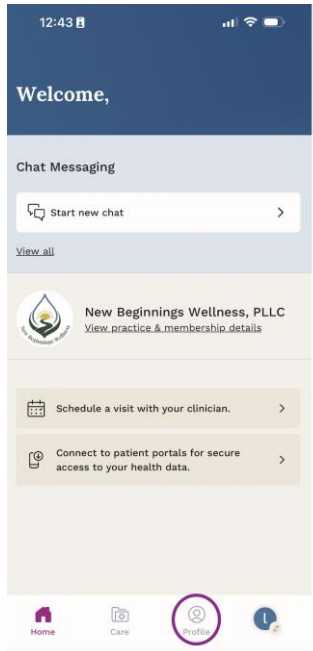
If you deleted this email, send a text to us and we can resend the activation code!



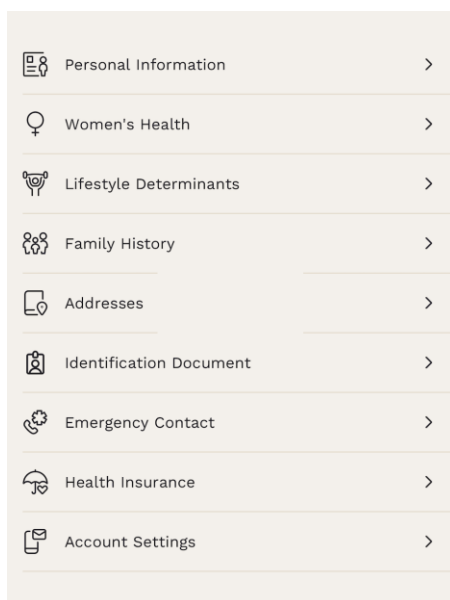


## DPC New Patient Enrollment Guide

3) Use the bottom navigation to access your profile info to complete your medical information for us:



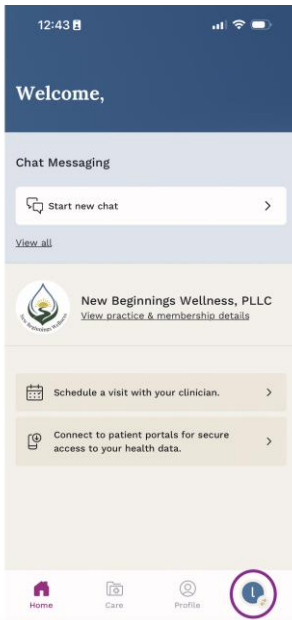
4) Complete Medical Information under each of these categories.





## DPC New Patient Enrollment Guide

5) You can navigate between your profile and other members of your family using the bottom menu and choosing which patient to access. You **will want to access and complete** all family members in your membership, when you are onboarding as a new patient.



6) You can start chatting with Kim from the home screen in Sigma. You will also be able to view past chats, upcoming appointments, and so much more from the Care tab in the app.

