



**Forest Lakes Fire District  
March 2024  
General Fund Financial Packet Cover Sheet**



**March 2024 =75.0%**

**Monthly Revenue: \$ 40,825.76                      YTD Revenue \$ 968,830.58 = 75.2%**

**Monthly Expenses: \$ 67,141.06                      YTD Expenses \$ 946,321.13 = 67.6%**


**Monthly Net Gain/Loss: \$ -26,315.33                      YTD Net Gain/Loss: \$ 22,509.45**

**End of Month Cash Balance: \$ 360,759.67    Total Budget: \$ 1,430.765.00**

**ATTACHED:**

- ✓ Cash Flow Projection Chart
- ✓ Budget vs Actual Expanded QuickBooks Report Monthly
- ✓ Budget vs Actual Expanded QuickBooks Report YTD
- ✓ Monthly Statement of Net Assets (*balance sheet*) QuickBooks Report
- ✓ Monthly Register of Warrants Detail QuickBooks Report
- ✓ Monthly Register of Deposits Detail QuickBooks Report
- ✓ Reconciliation Summary QuickBooks Report
- ✓ Reconciliation Detail QuickBooks Report
- ✓ Bank Of America Credit Card Statement
- ✓ Monthly Vacation/Sick Leave Accrual Report

Respectfully submitted by \_\_\_\_\_

  
Wanda Bennett – Administrative Assistant

# Forest Lakes Fire District

## FY 23-24 Cash Flow Projections

	A	B	C	D	E
1					
2		<b>\$306,949.85</b>			
3		<b>1st Qtr</b>	<b>Jul-23</b>	<b>Aug-23</b>	<b>Sep-23</b>
4			<i>Actual</i>	<i>Actual</i>	<i>Actual</i>
5		Income	\$23,195.67	\$29,723.79	\$66,751.64
6		Expense	\$103,407.86	\$116,830.26	\$81,544.13
7		Income%	1.78%	2.28%	5.13%
8		Expense%	7.95%	8.98%	6.27%
9		Cash Balance	\$216,665.59	\$129,559.12	\$114,766.63
10					
11		<b>2nd Qtr</b>	<b>Oct-23</b>	<b>Nov-23</b>	<b>Dec-23</b>
12			<i>Actual</i>	<i>Actual</i>	<i>Actual</i>
13		Income	\$338,013.42	\$256,184.31	\$85,185.63
14		Expense	\$152,314.15	\$120,956.91	\$108,228.41
15		Income%	25.98%	19.69%	6.55%
16		Expense%	11.71%	9.30%	8.32%
17		Cash Balance	\$300,465.90	\$422,599.56	\$399,556.78
18					
19		<b>3rd Qtr</b>	<b>Jan-24</b>	<b>Feb-24</b>	<b>Mar-24</b>
20			<i>Actual</i>	<i>Actual</i>	<i>Actual</i>
21		Income	\$96,999.20	\$32,009.25	\$40,825.76
22		Expense	\$74,395.07	\$67,045.19	\$67,191.06
23		Income%	7.46%	2.46%	3.14%
24		Expense%	5.72%	5.15%	5.17%
25		Cash Balance	\$422,160.91	\$387,124.97	\$360,759.67
26					
27		<b>4th Qtr</b>	<b>Apr-24</b>	<b>May-24</b>	<b>Jun-24</b>
28			<i>Projected</i>	<i>Projected</i>	<i>Projected</i>
29		Income	\$166,655.00	\$77,379.00	\$77,379.00
30		Expense	\$102,153.00	\$113,915.00	\$93,664.00
31		Income%	12.81%	5.95%	5.95%
32		Expense%	7.85%	8.76%	7.20%
33		Cash Balance	\$425,261.67	\$388,725.67	\$372,440.67
34		Approved Budget		Projected EOY CB:	\$372,440.67
35		\$ 1,300,872.00		Difference:	\$65,490.82
36		<b>A v P REV</b>	99.19%		
37		<b>A v P EXP</b>	92.37%		

# Budget vs. Actual Monthly - per HB2572 Requirements

March 2024

	Mar 24	Budget	\$ Over Budget	% of Budget
Ordinary Income/Expense				
Income				
4000 · TAXES - INCOME				
4001 · Real Property Tax	33,804.05			
4002 · FDAT	4,580.08			
Total 4000 · TAXES - INCOME	38,384.13			
4010 · ENTERPRISE ACCT-NON TAX INCOME				
4011 · EMS Receivables	50.00			
4012 · Fire Receivables	200.00			
4014 · Investment Interest	591.63			
4019 · Lease Purchase Proceeds	1,600.00			
Total 4010 · ENTERPRISE ACCT-NON TAX INCOME	2,441.63			
Total Income	40,825.76			
Gross Profit	40,825.76			
Expense				
5000 · PERSONNEL SALARIES				
5001 · Chief District Salary	7,139.20			
5002 · Administrative Assistant	2,807.04			
5005 · On Duty Staff FF I & II Payroll	11,602.50			
5007 · On Duty Staff Paramedic Payroll	18,325.00			
5008 · POC EMS Response Payroll	1,660.00			
5020 · 5020 ODS Mileage Reimbursement	1,055.21			
5000 · PERSONNEL SALARIES - Other	1,496.75			
Total 5000 · PERSONNEL SALARIES	44,085.70			
5050 · EMPLOYEE BENEFITS				
5051 · FICA Medicare Tax	633.56			
5055 · FLFD Pension Match Contribution	661.31			
5056 · ASRS Contributions	3,615.55			
Total 5050 · EMPLOYEE BENEFITS	4,910.42			
5100 · INSURANCE				
5103 · Commercial Package	10,556.00			
Total 5100 · INSURANCE	10,556.00			
5200 · FIRE DEPARTMENT ADMINISTRATION				
5201 · Uniforms-All Departments	1,121.56			
5206 · Dues & Fee's	256.68			
5208 · Professional Services	2,928.70			
5212 · Postage & Shipping	71.00			
5216 · Office Supplies & Equipment	281.31			

# Budget vs. Actual Monthly - per HB2572 Requirements

March 2024

	Mar 24	Budget	\$ Over Budget	% of Budget
5219 · Misc Rec /Contrib Expended	103.79			
<b>Total 5200 · FIRE DEPARTMENT ADMINISTRATION</b>	4,763.04			
5300 · FUEL-OIL-LUBE-R&M				
5301 · Fuel & Oil	134.27			
<b>Total 5300 · FUEL-OIL-LUBE-R&amp;M</b>	134.27			
5400 · FIRE & EMS OPERATIONS				
5410 · Expendables-Oxygen	306.49			
5413 · GWS / Grant Mgmt Expense	140.00			
<b>Total 5400 · FIRE &amp; EMS OPERATIONS</b>	446.49			
5700 · UTILITIES				
5701 · Electric	943.93			
5702 · Telephone/Communications	954.29			
5703 · Propane	36.60			
5704 · Water	78.04			
5705 · Garbage Service	80.96			
5707 · TV/ Media	151.35			
<b>Total 5700 · UTILITIES</b>	2,245.17			
<b>Total Expense</b>	67,141.09			
<b>Net Ordinary Income</b>	-26,315.33			
<b>Net Income</b>	-26,315.33			

# Budget vs. Actual Monthly - per HB2572 Requirements

July 2023 through March 2024

	Jul '23 - Mar 24	Budget	\$ Over Budget	% of Budget
<b>Ordinary Income/Expense</b>				
Income				
4000 · TAXES - INCOME				
4001 · Real Property Tax	639,995.29	806,595.00	-166,599.71	79.3%
4002 · FDAT	105,175.44	145,187.00	-40,011.56	72.4%
<b>Total 4000 · TAXES - INCOME</b>	<b>745,170.73</b>	<b>951,782.00</b>	<b>-206,611.27</b>	<b>78.3%</b>
4010 · ENTERPRISE ACCT-NON TAX INCOME				
4011 · EMS Receivables	79,383.86	190,040.00	-110,656.14	41.8%
4012 · Fire Receivables	24,261.56	7,500.00	16,761.56	323.5%
4013 · Green Waste Site Income	2,216.80	15,000.00	-12,783.20	14.8%
4014 · Investment Interest	4,861.06	2,550.00	2,311.06	190.6%
4015 · Misc Recvbls/Contributions	21,180.99	42,000.00	-20,819.01	50.4%
4017 · Projected Grant Income	80,122.19	60,730.00	19,392.19	131.9%
4018 · District Funds	0.00	4,216.00	-4,216.00	0.0%
4019 · Lease Purchase Proceeds	11,633.39	15,094.00	-3,460.61	77.1%
<b>Total 4010 · ENTERPRISE ACCT-NON TAX INCOME</b>	<b>223,659.85</b>	<b>337,130.00</b>	<b>-113,470.15</b>	<b>66.3%</b>
<b>Total Income</b>	<b>968,830.58</b>	<b>1,288,912.00</b>	<b>-320,081.42</b>	<b>75.2%</b>
<b>Gross Profit</b>	<b>968,830.58</b>	<b>1,288,912.00</b>	<b>-320,081.42</b>	<b>75.2%</b>
Expense				
5000 · PERSONNEL SALARIES				
5001 · Chief District Salary	65,316.00	87,800.00	-22,484.00	74.4%
5002 · Administrative Assistant	38,988.27	46,350.00	-7,361.73	84.1%
5003 · Part. Time Office Help	0.00	1,000.00	-1,000.00	0.0%
5004 · GWS Attend / Fuels Mgmt Salary	4,965.00	14,000.00	-9,035.00	35.5%
5005 · On Duty Staff FF I & II Payroll	115,286.88	170,689.00	-55,402.12	67.5%
5006 · POC Fire Response Payroll	380.00	3,000.00	-2,620.00	12.7%
5007 · On Duty Staff Paramedic Payroll	223,760.92	306,766.00	-83,005.18	72.9%
5008 · POC EMS Response Payroll	10,106.25	20,000.00	-9,893.75	50.5%
5010 · POC Drill/Training In House	472.25	1,030.00	-557.75	45.8%
5020 · 5020 ODS Mileage Reimbursement	31,329.76	27,000.00	4,329.76	116.0%
5000 · PERSONNEL SALARIES - Other	13,470.76			
<b>Total 5000 · PERSONNEL SALARIES</b>	<b>504,075.99</b>	<b>677,635.00</b>	<b>-173,559.01</b>	<b>74.4%</b>
5050 · EMPLOYEE BENEFITS				
5051 · FICA Medicare Tax	6,964.16	9,419.00	-2,454.84	73.9%
5052 · Unemployment Compensation	0.00	0.00	0.00	0.0%
5053 · Workmans Comp Insurance	42,538.00	49,194.00	-6,656.00	86.5%
5055 · FLFD Pension Match Contribution	7,576.31	10,165.00	-2,588.69	74.5%
5056 · ASRS Contributions	17,498.15	16,648.00	850.15	105.1%
5057 · FLFD Pension Transfers	0.00	0.00	0.00	0.0%
<b>Total 5050 · EMPLOYEE BENEFITS</b>	<b>74,576.62</b>	<b>85,426.00</b>	<b>-10,849.38</b>	<b>87.3%</b>

# Budget vs. Actual Monthly - per HB2572 Requirements

July 2023 through March 2024

	Jul '23 - Mar 24	Budget	\$ Over Budget	% of Budget
<b>5100 · INSURANCE</b>				
5101 · Accident & Sickness	2,562.00	4,134.00	-1,572.00	62.0%
5102 · Automobile Insurance	164.00	7,813.00	-7,649.00	2.1%
5103 · Commercial Package	31,677.00	11,006.00	20,671.00	287.8%
5104 · Umbrella Insurance	0.00	11,005.00	-11,005.00	0.0%
5100 · INSURANCE - Other	8,180.00			
<b>Total 5100 · INSURANCE</b>	<b>42,583.00</b>	<b>33,958.00</b>	<b>8,625.00</b>	<b>125.4%</b>
<b>5200 · FIRE DEPARTMENT ADMINISTRATION</b>				
5201 · Uniforms-All Departments	5,303.05	9,000.00	-3,696.95	58.9%
5202 · Benefits & Awards	240.48	1,060.00	-819.52	22.7%
5203 · Office Staff Training	0.00	250.00	-250.00	0.0%
5205 · Outside Duplication/Publishing	153.28	250.00	-96.72	61.3%
5206 · Dues & Fee's	10,043.12	11,660.88	-1,616.88	86.1%
5208 · Professional Services	41,347.11	70,000.00	-28,652.89	59.1%
5209 · Notary	0.00	0.00	0.00	0.0%
5210 · Elections	0.00	0.00	0.00	0.0%
5211 · Public Finance	0.00	0.00	0.00	0.0%
5212 · Postage & Shipping	1,691.72	636.00	1,055.72	266.0%
5213 · Board Expenses/Dues/Training	3,016.76	6,000.00	-2,983.24	50.3%
5215 · Fire & EMS Public Education	0.00	0.00	0.00	0.0%
5216 · Office Suppl's & Equipment	4,213.49	11,975.00	-7,761.51	35.2%
5217 · Furniture & Improvements	199.28	1,060.00	-860.72	18.8%
5218 · Grant Income Expended	70,000.00	90,000.00	-20,000.00	77.8%
5219 · Misc Rec /Contrib Expended	34,228.62	5,830.00	28,398.62	587.1%
5220 · NonCapital Equipment	0.00	5,000.00	-5,000.00	0.0%
5200 · FIRE DEPARTMENT ADMINISTRATION - Ot...	58.59			
<b>Total 5200 · FIRE DEPARTMENT ADMINISTRATION</b>	<b>170,495.50</b>	<b>212,721.00</b>	<b>-42,225.50</b>	<b>80.1%</b>
<b>5300 · FUEL-OIL-LUBE-R&amp;M</b>				
5301 · Fuel & Oil	11,085.04	20,000.00	-8,914.96	55.4%
5302 · Lube Repair & Maintenance	21,784.16	58,023.00	-36,238.84	37.5%
<b>Total 5300 · FUEL-OIL-LUBE-R&amp;M</b>	<b>32,869.20</b>	<b>78,023.00</b>	<b>-45,153.80</b>	<b>42.1%</b>
<b>5400 · FIRE &amp; EMS OPERATIONS</b>				
5401 · POC Tuition / Training	700.00	1,060.00	-360.00	66.0%
5403 · Protective Clothing	0.00	8,480.00	-8,480.00	0.0%
5404 · Self Cont Breathing App R&M	0.00	1,000.00	-1,000.00	0.0%
5405 · POC Medical-Physicals&Immunize	0.00	530.00	-530.00	0.0%
5407 · Small Tools Equip & Expenses	11,679.62	6,360.00	5,319.62	183.6%
5408 · Expired Drugs	0.00	0.00	0.00	0.0%
5409 · Disposables	6,557.17	25,000.00	-18,442.83	26.2%
5410 · Expendables-Oxygen	1,388.68	2,120.00	-731.32	65.5%
5411 · Certification/Licenses & Reg	0.00	1,060.00	-1,060.00	0.0%
5413 · GWS / Grant Mgmt Expense	3,892.00	7,480.00	-3,588.00	52.0%

# Budget vs. Actual Monthly - per HB2572 Requirements

July 2023 through March 2024

	Jul '23 - Mar 24	Budget	\$ Over Budget	% of Budget
5414 · Radio Equipment	4,645.87	1,060.00	3,585.87	438.3%
5416 · Mileage Reimbursement	318.43	2,120.00	-1,801.57	15.0%
<b>Total 5400 · FIRE &amp; EMS OPERATIONS</b>	<b>29,181.77</b>	<b>56,270.00</b>	<b>-27,088.23</b>	<b>51.9%</b>
<b>5600 · BUILDING and GROUNDS R&amp;M</b>				
5601 · Building R&M	885.00	3,180.00	-2,295.00	27.8%
5602 · Grounds R&M	0.00	2,332.00	-2,332.00	0.0%
5603 · Janitorial Supplies	1,124.67	3,180.00	-2,055.33	35.4%
5604 · Back Flo Testing	195.00	265.00	-70.00	73.6%
<b>Total 5600 · BUILDING and GROUNDS R&amp;M</b>	<b>2,204.67</b>	<b>8,957.00</b>	<b>-6,752.33</b>	<b>24.6%</b>
<b>5700 · UTILITIES</b>				
5701 · Electric	7,515.12	9,752.00	-2,236.88	77.1%
5702 · Telephone/Communications	14,270.19	18,020.00	-3,749.81	79.2%
5703 · Propane	16,777.69	17,000.00	-222.31	98.7%
5704 · Water	715.93	1,060.00	-344.07	67.5%
5705 · Garbage Service	725.71	850.00	-124.29	85.4%
5706 · Septic	0.00	901.00	-901.00	0.0%
5707 · TV/ Media	1,407.96	1,378.00	29.96	102.2%
<b>Total 5700 · UTILITIES</b>	<b>41,412.60</b>	<b>48,961.00</b>	<b>-7,548.40</b>	<b>84.6%</b>
<b>8000 · CAPITAL EXPENDITURES</b>				
8001 · Vehicles	0.00	0.00	0.00	0.0%
8002 · Machinery & Equipment	0.00	0.00	0.00	0.0%
8003 · Facilities Improvement	0.00	20,000.00	-20,000.00	0.0%
<b>Total 8000 · CAPITAL EXPENDITURES</b>	<b>0.00</b>	<b>20,000.00</b>	<b>-20,000.00</b>	<b>0.0%</b>
<b>8200 · CONTINGENCY</b>				
9500 · DEBT SERVICES		129,893.00	-129,893.00	0.0%
9501 · Equipment	34,414.64			
9501.1 · Principal Payments	14,507.14			
9501.2 · Interest Payments on Equipment				
<b>Total 9501 · Equipment</b>	<b>48,921.78</b>			
9502 · Lease Purchase Agreements	0.00	48,922.00	-48,922.00	0.0%
<b>Total 9500 · DEBT SERVICES</b>	<b>48,921.78</b>	<b>48,922.00</b>	<b>-0.22</b>	<b>100.0%</b>
<b>Total Expense</b>	<b>946,321.13</b>	<b>1,400,766.00</b>	<b>-454,444.87</b>	<b>67.6%</b>
<b>Net Ordinary Income</b>	<b>22,509.45</b>	<b>-111,854.00</b>	<b>134,363.45</b>	<b>-20.1%</b>
<b>Net Income</b>	<b>22,509.45</b>	<b>-111,854.00</b>	<b>134,363.45</b>	<b>-20.1%</b>

**Forest Lakes Fire District**  
**Mthly Statement of Net Assets per HB3683**  
**As of March 31, 2024**

	Mar 31, 24
<b>ASSETS</b>	
<b>Current Assets</b>	
<b>Checking/Savings</b>	
1020 · Cash-Operating	360,759.67
1030 · Cash - Petty Cash	468.00
<b>Total Checking/Savings</b>	361,227.67
<b>Other Current Assets</b>	
1210 · Taxes Receivable	15,428.71
1220 · Ambulance Receivable	65,352.89
1240 · Other Receivable	505,741.00
1250 · Allowance for Doubtful Accounts	-12,644.90
<b>Total Other Current Assets</b>	573,877.70
<b>Total Current Assets</b>	935,105.37
<b>TOTAL ASSETS</b>	<b>935,105.37</b>
<b>LIABILITIES &amp; EQUITY</b>	
<b>Liabilities</b>	
<b>Current Liabilities</b>	
<b>Accounts Payable</b>	
2001 · Accounts Payable	48,522.67
<b>Total Accounts Payable</b>	48,522.67
<b>Other Current Liabilities</b>	
2100 · Payroll Liabilities	0.39
2106 · 457 Pension Withld Emp Contrib	-2,886.58
2150 · Accrued Liabilities	14,397.21
2210 · Deferred Revenue-Taxes	12,747.48
2211 · Deferred Revenue-Ambulance	24,395.99
2241 · Deferred inflows - leases	505,741.00
<b>Total Other Current Liabilities</b>	554,395.49
<b>Total Current Liabilities</b>	602,918.16
<b>Total Liabilities</b>	602,918.16
<b>Equity</b>	
3001 · General Fund Balance	309,677.76
Net Income	22,509.45
<b>Total Equity</b>	332,187.21
<b>TOTAL LIABILITIES &amp; EQUITY</b>	<b>935,105.37</b>



**Forest Lakes Fire District**  
**Register of Warrant Detail - per HB2572**  
**March 2024**

1:39 PM  
 04/16/24

Type	Num	Date	Name	Account	Original Amount
Check		03/11/2024		1020 · Cash-Operating	-1,613.62
TOTAL				5056 · ASRS Contributions	1,613.62
					1,613.62
Check		03/11/2024		1020 · Cash-Operating	-331.80
TOTAL				5055 · FLFD Pension Match Contribution	331.80
					331.80
Check		03/18/2024		1020 · Cash-Operating	-1,612.30
TOTAL				5056 · ASRS Contributions	1,612.30
					1,612.30
Check		03/25/2024		1020 · Cash-Operating	-1,613.82
TOTAL				5056 · ASRS Contributions	1,613.82
					1,613.82
Check		03/25/2024		1020 · Cash-Operating	-329.51
TOTAL				5055 · FLFD Pension Match Contribution	329.51
					329.51
Bill Pmt -Check	824100228	03/12/2024	APS	1020 · Cash-Operating	-943.93
Bill		03/12/2024		5701 · Electric	943.93
TOTAL					943.93
Bill Pmt -Check	824100229	03/12/2024	Bank of America	1020 · Cash-Operating	-2,093.29
Bill		03/12/2024		5201 · Uniforms-All Departments	1,121.56
				5212 · Postage & Shipping	71.00
				5219 · Misc Rec /Contrib Expended	103.79
				5707 · TV/ Media	151.35
				5702 · Telephone/Communications	645.59

**Forest Lakes Fire District**  
**Register of Warrant Detail - per HB2572**  
**March 2024**

1:39 PM  
 04/16/24

Type	Num	Date	Name	Account	Original Amount
TOTAL					2,093.29
Bill Pmt -Check	824100230	03/12/2024	CelluarOne	1020 · Cash-Operating	-256.68
Bill		03/12/2024		5206 · Dues & Fee's	256.68
TOTAL					256.68
Bill Pmt -Check	824100231	03/12/2024	Crabtree Insurance/Shepherd	1020 · Cash-Operating	-10,556.00
Bill		03/12/2024		5103 · Commercial Package	10,556.00
TOTAL					10,556.00
Bill Pmt -Check	824100232	03/12/2024	Sentry Welding Supply, LLC.	1020 · Cash-Operating	-306.49
Bill		03/12/2024		5410 · Expendables-Oxygen	306.49
TOTAL					306.49
Bill Pmt -Check	824100233	03/12/2024	Sparklight	1020 · Cash-Operating	-308.70
Bill		03/12/2024		5702 · Telephone/Communications	308.70
TOTAL					308.70
Bill Pmt -Check	824100234	03/12/2024	Voyager	1020 · Cash-Operating	-134.27
Bill		03/12/2024		5301 · Fuel & Oil	134.27
TOTAL					134.27
Bill Pmt -Check	824100235	03/12/2024	Waste Manangement of AZ Inc.	1020 · Cash-Operating	-80.96
Bill		03/12/2024		5705 · Garbage Service	80.96
TOTAL					80.96
Bill Pmt -Check	824100236	03/12/2024	Xerox Financial Services	1020 · Cash-Operating	-221.44
Bill		03/12/2024		5216 · Office Supplys & Equipment	221.44
TOTAL					221.44

**Forest Lakes Fire District  
Register of Warrant Detail - per HB2572  
March 2024**

Type	Num	Date	Name	Account	Original Amount
Bill	824100237	03/19/2024	AAB	1020 · Cash-Operating	-472.16
TOTAL				5208 · Professional Services	472.16
Bill					472.16
Bill	824100238	03/19/2024	Ace Hardware	1020 · Cash-Operating	-36.60
TOTAL				5703 · Propane	36.60
Bill					36.60
Bill	824100239	03/19/2024	Forest Lakes DWID	1020 · Cash-Operating	-78.04
TOTAL				5704 · Water	43.80
Bill				5704 · Water	34.24
Bill					78.04
Bill	824100240	03/19/2024	JN Services, LLC	1020 · Cash-Operating	-440.00
TOTAL				5413 · GWS / Grant Mgmt Expense	140.00
Bill				5208 · Professional Services	300.00
Bill					440.00
Bill	824100241	03/19/2024	Smart Document Solutions	1020 · Cash-Operating	-59.87
TOTAL				5216 · Office Supplies & Equipment	59.87
Bill					59.87
Bill	824100242	03/19/2024	Smart Systems	1020 · Cash-Operating	-1,935.74
TOTAL				5208 · Professional Services	1,935.74
Bill					1,935.74

1:00 PM  
04/16/24

**Forest Lakes Fire District**  
**Deposit Detail - Per HB2572 Requirements**  
**March 2024**

Type	Date	Name	Account	Amount
Deposit	03/19/2024		1020 · Cash-Operating	1,850.00
			4011 · EMS Receivables	-50.00
			4012 · Fire Receivables	-200.00
			4019 · Lease Purchase Proceeds	-1,600.00
TOTAL				-1,850.00
Deposit	03/29/2024		1020 · Cash-Operating	38,384.13
			4001 · Real Property Tax	-33,804.05
			4002 · FDAT	-4,580.08
TOTAL				-38,384.13
Deposit	03/31/2024		1020 · Cash-Operating	591.63
			4014 · Investment Interest	-591.63
TOTAL				-591.63

12:08 PM

04/16/24

**Forest Lakes Fire District**  
**Reconciliation Summary**  
**1020 - Cash-Operating, Period Ending 03/31/2024**

---

	<u>Mar 31, 24</u>
Beginning Balance	396,686.70
Cleared Transactions	
Checks and Payments - 75 items	-71,456.36
Deposits and Credits - 3 items	40,825.76
Total Cleared Transactions	<u>-30,630.60</u>
Cleared Balance	<u><u>366,056.10</u></u>
Uncleared Transactions	
Checks and Payments - 8 items	-25,616.89
Deposits and Credits - 1 item	20,320.46
Total Uncleared Transactions	<u>-5,296.43</u>
Register Balance as of 03/31/2024	<u><u>360,759.67</u></u>
Ending Balance	360,759.67

## Forest Lakes Fire District Reconciliation Detail

1020 - Cash-Operating, Period Ending 03/31/2024

Type	Date	Num	Name	Clr	Amount	Balance
<b>Beginning Balance</b>						396,686.70
<b>Cleared Transactions</b>						
<b>Checks and Payments - 75 items</b>						
Check	08/08/2023	82210...	NAEMS	X	-50.00	-50.00
Bill Pmt -Check	02/26/2024	82410...	Securis	X	-3,536.00	-3,586.00
Bill Pmt -Check	02/26/2024	82410...	Smart Systems	X	-2,655.74	-6,241.74
Bill Pmt -Check	02/26/2024	82410...	Bank of America	X	-2,182.84	-8,424.58
Bill Pmt -Check	02/26/2024	82410...	Voyager	X	-432.18	-8,856.76
Bill Pmt -Check	02/26/2024	82410...	CellularOne	X	-250.00	-9,106.76
Bill Pmt -Check	02/26/2024	82410...	Xerox Corporation	X	-221.44	-9,328.20
Bill Pmt -Check	02/26/2024	82410...	Friendly Pest Control	X	-125.00	-9,453.20
Bill Pmt -Check	02/26/2024	82410...	WM Corporate Servi...	X	-80.96	-9,534.16
Bill Pmt -Check	02/26/2024	82410...	Smart Document So...	X	-45.89	-9,580.05
Bill Pmt -Check	02/26/2024	82410...	Sparklight	X	-25.65	-9,605.70
General Journal	03/08/2024	AJE987		X	-7,545.52	-17,151.22
General Journal	03/08/2024	AJE985		X	-4,554.74	-21,705.96
General Journal	03/08/2024	AJE991		X	-2,743.98	-24,449.94
General Journal	03/08/2024	AJE989		X	-1,258.69	-25,708.63
General Journal	03/08/2024	AJE982		X	-1,126.43	-26,835.06
General Journal	03/08/2024	AJE991		X	-643.80	-27,478.86
General Journal	03/08/2024	AJE987		X	-353.52	-27,832.38
General Journal	03/08/2024	AJE985		X	-236.60	-28,068.98
General Journal	03/08/2024	AJE987		X	-215.54	-28,284.52
General Journal	03/08/2024	AJE988		X	-128.49	-28,413.01
General Journal	03/08/2024	AJE987		X	-128.49	-28,541.50
General Journal	03/08/2024	AJE984		X	-112.60	-28,654.10
General Journal	03/08/2024	AJE985		X	-104.12	-28,758.22
General Journal	03/08/2024	AJE991		X	-74.57	-28,832.79
General Journal	03/08/2024	AJE992		X	-74.57	-28,907.36
General Journal	03/08/2024	AJE985		X	-73.71	-28,981.07
General Journal	03/08/2024	AJE986		X	-73.71	-29,054.78
General Journal	03/08/2024	AJE991		X	-70.77	-29,125.55
General Journal	03/08/2024	AJE982		X	-20.67	-29,146.22
General Journal	03/08/2024	AJE983		X	-20.67	-29,166.89
General Journal	03/08/2024	AJE989		X	-19.73	-29,186.62
General Journal	03/08/2024	AJE990		X	-19.73	-29,206.35
General Journal	03/08/2024	AJE989		X	-15.00	-29,221.35
General Journal	03/08/2024	AJE989		X	-11.05	-29,232.40
Check	03/11/2024			X	-1,613.62	-30,846.02
Bill Pmt -Check	03/12/2024	82410...	Crabtree Insurance/...	X	-10,556.00	-41,402.02
Bill Pmt -Check	03/12/2024	82410...	Bank of America	X	-2,093.29	-43,495.31
Bill Pmt -Check	03/12/2024	82410...	APS	X	-943.93	-44,439.24
Bill Pmt -Check	03/12/2024	82410...	Sparklight	X	-308.70	-44,747.94
Bill Pmt -Check	03/12/2024	82410...	Sentry Welding Sup...	X	-306.49	-45,054.43
Bill Pmt -Check	03/12/2024	82410...	CelluarOne	X	-256.68	-45,311.11
Bill Pmt -Check	03/12/2024	82410...	Xerox Financial Serv...	X	-221.44	-45,532.55
Bill Pmt -Check	03/12/2024	82410...	Voyager	X	-134.27	-45,666.82
Bill Pmt -Check	03/12/2024	82410...	Waste Manangeme...	X	-80.96	-45,747.78
Check	03/18/2024			X	-1,612.30	-47,360.08
Bill Pmt -Check	03/19/2024	82410...	Smart Systems	X	-1,935.74	-49,295.82
Bill Pmt -Check	03/19/2024	82410...	AAB	X	-472.16	-49,767.98
Bill Pmt -Check	03/19/2024	82410...	JN Services, LLC	X	-440.00	-50,207.98
Bill Pmt -Check	03/19/2024	82410...	Smart Document So...	X	-59.87	-50,267.85
General Journal	03/22/2024	AJE998		X	-8,302.47	-58,570.32
General Journal	03/22/2024	AJE996		X	-5,998.81	-64,569.13
General Journal	03/22/2024	AJE10...		X	-1,534.65	-66,103.78
General Journal	03/22/2024	AJE993		X	-1,127.28	-67,231.06
General Journal	03/22/2024	AJE998		X	-595.47	-67,826.53
General Journal	03/22/2024	AJE10...		X	-408.36	-68,234.89
General Journal	03/22/2024	AJE10...		X	-274.01	-68,508.90
General Journal	03/22/2024	AJE998		X	-207.41	-68,716.31
General Journal	03/22/2024	AJE996		X	-197.15	-68,913.46
General Journal	03/22/2024	AJE999		X	-141.35	-69,054.81
General Journal	03/22/2024	AJE998		X	-141.35	-69,196.16
General Journal	03/22/2024	AJE996		X	-128.76	-69,324.92
General Journal	03/22/2024	AJE995		X	-108.20	-69,433.12
General Journal	03/22/2024	AJE997		X	-97.13	-69,530.25
General Journal	03/22/2024	AJE996		X	-97.13	-69,627.38

**Forest Lakes Fire District**  
**Reconciliation Detail**  
**1020 - Cash-Operating, Period Ending 03/31/2024**

Type	Date	Num	Name	Clr	Amount	Balance
General Journal	03/22/2024	AJE10...		X	-52.53	-69,679.91
General Journal	03/22/2024	AJE10...		X	-52.53	-69,732.44
General Journal	03/22/2024	AJE10...		X	-40.83	-69,773.27
General Journal	03/22/2024	AJE993		X	-20.65	-69,793.92
General Journal	03/22/2024	AJE994		X	-20.65	-69,814.57
General Journal	03/22/2024	AJE10...		X	-15.00	-69,829.57
General Journal	03/22/2024	AJE10...		X	-4.73	-69,834.30
General Journal	03/22/2024	AJE10...		X	-4.73	-69,839.03
General Journal	03/22/2024	AJE10...		X	-3.51	-69,842.54
Check	03/25/2024			X	-1,613.82	-71,456.36
Total Checks and Payments					-71,456.36	-71,456.36
<b>Deposits and Credits - 3 items</b>						
Deposit	03/19/2024			X	1,850.00	1,850.00
Deposit	03/29/2024			X	38,384.13	40,234.13
Deposit	03/31/2024			X	591.63	40,825.76
Total Deposits and Credits					40,825.76	40,825.76
Total Cleared Transactions					-30,630.60	-30,630.60
Cleared Balance					-30,630.60	366,056.10
<b>Uncleared Transactions</b>						
<b>Checks and Payments - 8 items</b>						
General Journal	06/30/2022	AJE732			-13,491.00	-13,491.00
General Journal	07/01/2022	AJE820			-6,835.49	-20,326.49
Transfer	03/11/2024				-2,309.01	-22,635.50
Check	03/11/2024				-331.80	-22,967.30
Bill Pmt -Check	03/19/2024	82410...	Forest Lakes DWID		-78.04	-23,045.34
Bill Pmt -Check	03/19/2024	82410...	Ace Hardware		-36.60	-23,081.94
Transfer	03/25/2024				-2,205.44	-25,287.38
Check	03/25/2024				-329.51	-25,616.89
Total Checks and Payments					-25,616.89	-25,616.89
<b>Deposits and Credits - 1 item</b>						
General Journal	07/01/2022	AJE820			20,320.46	20,320.46
Total Deposits and Credits					20,320.46	20,320.46
Total Uncleared Transactions					-5,296.43	-5,296.43
Register Balance as of 03/31/2024					-35,927.03	360,759.67
<b>Ending Balance</b>					<b>-35,927.03</b>	<b>360,759.67</b>



FOREST LAKES FIRE DIST

Business Card

March 09, 2024 - April 08, 2024

Company Statement

Account Information:  
www.bankofamerica.com

Mail Billing Inquiries to:  
BANK OF AMERICA  
PO BOX 660441  
DALLAS, TX 75266-0441

Mail Payments to:  
BUSINESS CARD  
PO BOX 15796  
WILMINGTON, DE 19886-5796

Customer Service:  
1.800.673.1044, 24 Hours

Outside the U.S.:  
1.509.353.6656, 24 Hours

For Lost or Stolen Card:  
1.800.673.1044, 24 Hours

Business Offers:  
www.bankofamerica.com/mybusinesscenter

Payment Information

New Balance Total ..... \$3,377.84

Minimum Payment Due ..... **\$33.78**

Payment Due Date ..... **05/05/24**

Late Payment Warning: If we do not receive your minimum payment by the date listed above. You may have to pay a fee based on the outstanding balance on the fee assessment date:  
\$0.00 for balance less than \$100.01  
\$29.00 for balance less than \$1,000.01  
\$39.00 for balance less than \$5,000.01  
\$49.00 for balance equal to or greater than \$5,000.01

Minimum Payment Warning: If you make only the minimum payment each period, you will pay more in interest and it will take you longer to pay off your balance.

Account Summary

Previous Balance ..... \$2,093.29

Payments and Other Credits ..... -\$2,093.29

Balance Transfer Activity ..... \$0.00

Cash Advance Activity ..... \$0.00

Purchases and Other Charges ..... \$3,377.84

Fees Charged ..... **\$0.00**

Finance Charge ..... **\$0.00**

New Balance Total ..... \$3,377.84

Credit Limit ..... \$15,000

Credit Available ..... \$11,622.16

Statement Closing Date ..... 04/08/24

Days in Billing Cycle ..... 31

Cardholder Activity Summary

Account Number	Credit Limit	Total Activity	Payments and Other Credits	Balance Transfer Activity	Cash Advance Activity	Purchases and Other Charges	Fees Charged
<b>ELLIS, RICHARD</b>							
3,000		1,509.53	0.00	0.00	0.00	1,509.53	0.00
<b>MATTILA, JULIA</b>							
7,500		1,644.38	0.00	0.00	0.00	1,644.38	0.00
<b>RODRIQUEZ, DAVID</b>							
7,500		223.93	0.00	0.00	0.00	223.93	0.00

0209329 0003378 0337784 4024500000086903

Account Number: 4024 5000 0008 **6903**  
March 09, 2024 - April 08, 2024

New Balance Total ..... \$3,377.84

Minimum Payment Due ..... **\$33.78**

Payment Due Date ..... **05/05/24**

Enter payment amount

\$

For change of address/phone number, see reverse side.

BUSINESS CARD  
PO BOX 15796  
WILMINGTON, DE 19886-5796

FOREST LAKES FIRE DIST  
CORPORATE ACCOUNT  
PO BOX 1808  
FOREST LAKES, AZ 85931-1808

Mail this coupon along with your check payable to:  
**BUSINESS CARD,**  
or make your payment online at  
www.bankofamerica.com



**CUSTOMER STATEMENT OF DISPUTED ITEM (You must use a separate form for each dispute. Please print.)**

If you believe a transaction on your statement is an error, complete and sign a copy of this form using blue or black ink, or write a detailed letter on a separate sheet of paper. Then return it to: **PO BOX 53101, PHOENIX, AZ 85072-3101** no later than 60 days after we sent you the first bill on which the transaction or error appeared. If you prefer to speak with a representative about your dispute, please call **1.866.601.4410, 8am-8pm Est.** You do not have to pay any amount in question while we are investigating, but you are obligated to pay the parts of your bill that are not in question.

**PLEASE DO NOT ALTER WORDING ON THIS FORM OR MAIL YOUR LETTER WITH YOUR PAYMENT.** Provide copies of all documentation that will help us investigate your dispute (e.g. contracts, invoices, detailed letter, sales slips, return receipts, or second opinions).

Your Name: \_\_\_\_\_ Account Number: \_\_\_\_\_  
Posting Date: \_\_\_\_\_ Transaction Date: \_\_\_\_\_ Reference Number: \_\_\_\_\_  
Amount: \_\_\_\_\_ Disputed Amount: \_\_\_\_\_ Merchant Name: \_\_\_\_\_

Below tell us why you think the item noted above is in error. **Check one box only.**

- 1. I certify that I do not recognize the transaction. I have attempted to contact the merchant to verify this transaction.
- 2. I certify that the charge listed above was not made by me or a person authorized by me to use my card, nor were the goods or services represented by the transaction received by me or authorized by me.
- 3. Although I did engage in a transaction with this merchant, I was billed for \_\_\_\_\_ transaction(s) totaling \$ \_\_\_\_\_ that I did not engage in. I have my card in my possession. If available, enclose a copy of the sales slip for the valid charge.
- 4. I have not received the merchandise that was to be shipped to me on \_\_\_/\_\_\_/\_\_\_ (MM/DD/YY). I have asked the merchant to credit my account.
- 5. Merchandise shipped to me was not as described. Please explain in detail and if applicable provide proof of return.  
\_\_\_\_\_  
\_\_\_\_\_
- 6. Merchandise shipped to me arrived damaged and/or defective. I returned it on \_\_\_/\_\_\_/\_\_\_ (MM/DD/YY) and asked the merchant to credit my account. Please provide proof of return and describe how the merchandise was damaged and/or defective.  
\_\_\_\_\_  
\_\_\_\_\_
- 7. Although I did engage in the above transaction, I dispute the entire charge or a portion in the amount of \$ \_\_\_\_\_. I have contacted the merchant, returned the merchandise on \_\_\_/\_\_\_/\_\_\_ (MM/DD/YY) and requested a credit adjustment. I am disputing this charge because  
Please supply proof of return or if unable to return merchandise please explain.  
\_\_\_\_\_
- 8. I notified the merchant on \_\_\_/\_\_\_/\_\_\_ (MM/DD/YY) to cancel the preauthorized order or reservation. Please note cancellation # and if available, enclose a copy of your telephone bill showing date and time of cancellation. Reason for cancellation: \_\_\_\_\_
- 9. Although I did engage in the above transaction, I have contacted the merchant for credit. The services to be provided on \_\_\_/\_\_\_/\_\_\_ (MM/DD/YY) were not received. Please describe the services to be received and explain the merchants failure to provide the services.  
\_\_\_\_\_
- 10. I was issued a credit slip that was not shown on my statement. A copy of my credit slip is enclosed. If the merchant has agreed to issue a credit, be advised the merchant has up to 30 days to supply this credit to your account.
- 11. The amount of the charge was increased from \$ \_\_\_\_\_ to \$ \_\_\_\_\_ or my sales slip was added incorrectly. Enclosed is a copy of the sales slip that shows the correct amount.
- 12. Other: Please explain \_\_\_\_\_

Merchants often provide telephone numbers with their names on your billing statement. If you do not recognize a transaction, attempt first to contact the merchant for transaction information.

Cardholder Signature (required): \_\_\_\_\_ Date: \_\_\_\_\_

Home Telephone: (\_\_\_\_) \_\_\_\_\_ Business Telephone: (\_\_\_\_) \_\_\_\_\_

PLEASE KEEP A COPY OF BOTH SIDES OF THIS STATEMENT FOR YOUR RECORDS

**PAYMENTS**

We credit a payment as of the date we receive it if the payment is: 1) received by 5:00 p.m. (Eastern Time) Monday through Friday (except legal holidays). 2) received at the payment address indicated on the front of this statement. 3) paid with a check drawn in U.S. dollars on a U.S. financial institution or a U.S. dollar money order, and 4) sent in the return envelope with only the bottom portion of your statement accompanying it. Payments received after 5:00 p.m. (Eastern Time) Friday, but that otherwise meet the above requirements, will be processed on the next business day, which is usually the following Monday. Saturdays, Sundays, and holidays are not business days. Credit for payments received in any other manner may be delayed up to five business days, during which time finance charges, if applicable will continue to accrue. We will reject any payments that are not drawn in U.S. dollars and those drawn on a financial institution located outside of the United States. Please do not send cash, credit cards, correspondence, staples or paper clips with your payment. Mail your payment at least 7 days in advance of the payment due date to ensure timely delivery.

**CUSTOMER CORRESPONDENCE**

If you prefer to send a written inquiry regarding your account, please send the request to: **BANK OF AMERICA, PO BOX 660441, DALLAS, TX, 75266-0441, USA.** This address should not be utilized to dispute merchant transactions appearing on your billing statement. Please see the paragraph above for instructions regarding dispute procedures.

For address/phone number changes on all accounts in your program, have the authorized contact make a request at **WWW.BANKOFAMERICA.COM**

FOREST LAKES FIRE DIST

March 09, 2024 - April 08, 2024

Page 3 of 4

**Transactions**

Posting Date	Transaction Date	Description	Reference Number	Amount
<b>FOREST LAKES FIRE DIST</b>				
<b>Account Number:</b>				
		<b>Payments and Other Credits</b>		
03/25	03/24	PAYMENT - THANK YOU	0841530000000524272578	- 2,093.29
		<b>TOTAL PAYMENTS AND OTHER CREDITS FOR THIS PERIOD</b>		<b>- \$2,093.29</b>

<b>ELLIS, RICHARD</b>				
<b>Account Number:</b>				
		<b>Purchases and Other Charges</b>		
03/13	03/12	EAST VALLEY TACTICAL MESA AZ	24183104072900018800337	103.88
03/18	03/14	THE HOME DEPOT #0422 PAYSON AZ	24943014075010189126311	34.45
03/19	03/18	PAUL'S ACE HARDWARE #4 GILBERT AZ	24801974079091404001127	25.85
03/21	03/19	HOMEDEPOT.COM 800-430-3376 GA	24943014080010187068401	624.40
03/22	03/21	SQ *DESIGN 10 INC gosq.com AZ	24692164081104114770406	605.88
03/29	03/28	LESLIES POOL SPLY MESA AZ	24692164089100075880848	23.82
03/29	03/28	COSTCO WHSE #0738 PHOENIX AZ	24943004089898002057761	72.73
04/05	04/05	MICROSOFT*ULTIMATE 1 MONT MSBILL.INFO WA	24430994096091507066593	18.52
		<b>TOTAL PURCHASES AND OTHER CHARGES FOR THIS PERIOD</b>		<b>\$1,509.53</b>

<b>MATTILA, JULIA</b>				
<b>Account Number:</b>				
		<b>Purchases and Other Charges</b>		
03/20	03/19	WAL-MART #1230 928-537-3141 AZ	24455014079142000070059	37.45
03/21	03/20	DNH*GODADDY.COM 4805058855 AZ	24906414080196145450562	22.17
03/22	03/21	QUILL CORPORATION quill.com SC	24164074081105441481740	131.29
03/22	03/21	QUILL CORPORATION quill.com SC	24164074081105441481757	29.04
03/22	03/21	QUILL CORPORATION quill.com SC	24164074081105441481765	63.09
03/25	03/23	QUILL CORPORATION quill.com SC	24164074084105441935668	177.06
03/28	03/26	PATRIOTICBRANDS.COM 800-628-3524 NC	24055224087063517214882	238.46
03/28	03/27	ATT*BILL PAYMENT 800-288-2020 TX	24692164087109159005844	169.03
03/29	03/28	AMZN Mktp US*RO82L1LY0 Amzn.com/bill WA	24692164088109853876770	68.67
04/01	03/29	CVS/PHARMACY #05530 SURPRISE AZ	24137464090001585261863	81.35
04/04	04/03	8X8, INC. 888-898-8733 CA	24692164094101447535345	50.60
04/05	04/04	VZWRLSS*APOCC VISB 800-922-0204 FL	24692164095102273927381	135.24
04/05	04/04	VZWRLSS*APOCC VISB 800-922-0204 FL	24692164095102273927399	440.93
		<b>TOTAL PURCHASES AND OTHER CHARGES FOR THIS PERIOD</b>		<b>\$1,644.38</b>

<b>RODRIGUEZ, DAVID</b>				
<b>Account Number:</b>				
		<b>Purchases and Other Charges</b>		
03/11	03/09	COSTCO WHSE #0427 SCOTTSDALE AZ	24943004070898000097240	223.93
		<b>TOTAL PURCHASES AND OTHER CHARGES FOR THIS PERIOD</b>		<b>\$223.93</b>

**Finance Charge Calculation**


Your **Annual Percentage Rate (APR)** is the annual interest rate on your account.

	Annual Percentage Rate	Balance Subject to Interest Rate	Finance Charges by Transaction Type
PURCHASES	20.49% V	\$0.00	\$0.00
CASH	29.49% V	\$0.00	\$0.00

V = Variable Rate (rate may vary), Promotional Balance = APR for limited time on specified transactions.

BANK OF AMERICA BUSINESS ADVANTAGE

# The perfect fit for your digital wallet



**Add your small business credit card to your digital wallet for a fast, easy, secure way to pay.**

Use it in stores, online and in apps — all with the convenience of your phone or computer.

Your card number and personal information are not stored, and digital wallet payments cannot be made without your authentication.

Visit [bankofamerica.com/ways2pay](https://bankofamerica.com/ways2pay) for instructions for adding your new card directly to your digital wallet app.



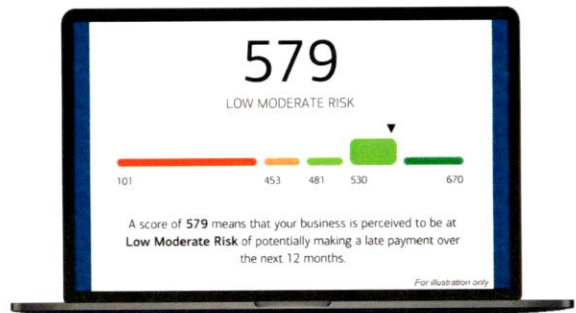
Apple, Apple Pay and the Apple logo are trademarks of Apple Inc., registered in the U.S. and other countries. Google Pay and Android are trademarks of Google LLC. Samsung and Samsung Pay are registered trademarks of Samsung Electronics Co., Ltd. Bank of America and the Bank of America logo are registered trademarks of Bank of America Corporation.  
©2024 Bank of America Corporation. All rights reserved.

SSM-11-23-0442 | 6143874

# Did you know your business may have credit scores?

Check your business credit scores for free and gain access to valuable information about your business's credit health.

To learn more, visit  
[bankofamerica.com/BusinessCreditScore](https://bankofamerica.com/BusinessCreditScore).



Employee	Hire Date	Sick Pay				Vacation Pay				Personal Pay			
		Previous Total	Year-To-Date Hours Earned	Used	Total Available	Previous Total	Year to Date Hours Earned	Used	Total Available	Previous Total	Year to Date Hours Earned	Used	Total Available
<b>Division</b>	<b>0</b>	<b>Default</b>											
69	Mattila, Julia	08/23/2021	6.80	18.48		25.28	13.86	27.72	41.58				
9311	Armitage, Jeremy J	07/09/2013	18.99			18.99							
9312	Ashton, Justin M	04/06/2009	13.30			13.30							
201	Corker, Christopher A	05/11/2018	18.40	14.40		32.80							
9397	Dales, Anna	03/08/2022	11.97	4.02		15.99							
9394	Holliday, John	09/29/2021	(2.37)			(2.37)							
9389	Mahoney, Sean	07/03/2019	19.60	4.80		19.60							
7956	Rambo, Jesse R	08/07/2023	5.60			10.40							
225	Rodriguez, Layni	08/08/2021	5.61			5.61							
9331	Vowell, Scott M	06/13/2013	18.37	12.38		30.75							
218	Wetherbee, Scott	12/20/2020	3.13			3.13							
176	White, Brian A	06/01/2021	19.20	19.20		38.40							
9399	Young, George	06/30/2022	9.25	5.40		14.65							
9314	Athey, Aaron D	08/07/2023	19.81			19.81							
9318	Bidwell, Andrea M	07/20/2014	(0.65)			(0.65)							
9388	Christensen, David Scott	07/03/2019	15.85	2.40		18.25							
9390	Decker, Maxwell	03/01/2020	17.38	2.77		17.38							
9395	DeGroot, Nicholas	02/10/2022	16.00			16.00							
9345	deMasi, Martin A	04/17/2014	40.00			40.00							
192	Dewitt, Garrett R	06/18/2017	12.12	1.63		13.75							
197	Eggers, Kyle J	10/08/2017	18.24			18.24							
9348	Ellis, Richard S	06/01/2013	18.92	13.84		32.76							
216	Fleger, Warner	12/15/2020	17.60	9.64		27.24							
9362	King, Kevin C	06/22/2009	3.68	2.33		6.01							
9401	Looney, Doyle P.	12/28/2022	16.00	15.10		31.10							
9392	Lovejoy, Paul	07/12/2021	4.90			4.90							
9391	Martinez, Dan	06/17/2020	20.80			20.80							
191	McDonald, Thomas J	06/18/2017	13.91			13.91							
9367	McHugh, Ryan M	12/24/2008	(0.90)	2.40		1.50							
199	Radney, Adam C	10/20/2017	7.67			7.67							
185	Rocha, Jeremy E	08/11/2016	10.73	1.60		12.33							
208	Rodriguez, Adam A	08/31/2018	7.12	4.80		11.92							
9383	Rodriguez, David C	07/18/2019	1.04			1.04							
213	Saldana, Jessica	02/27/2020	16.00			16.00							
9393	Santos, Mario	07/29/2021	13.74	1.57		15.31							
203	Silver, Anthony H	06/28/2018	16.00	4.67		20.67							
220	Smith, Thorry	05/08/2021	20.08	8.48		28.56							

Employee	Hire Date	Sick Pay			Vacation Pay			Personal Pay				
		Previous Total	Year-To-Date Hours Earned	Used	Total Available	Previous Total	Year to Date Hours Earned	Used	Previous Total	Year to Date Hours Earned	Used	Total Available
194	Stout, James M	16.13	7.90		24.03							
179	Tavares, William M	7.20	14.40		21.60							
9330	Tutay, Jason	17.47	1.50		18.97							
198	Wiggins, Brian K	9.06			9.06							
9344	Cooper, Trina M	104.08			104.08							
9323	St Germain, Lou J	17.24	0.56		17.80							
60	Waggoner, Larry J	2.39	0.80		3.19							
66	Weigold, James L	35.89			35.89							
9382	Rodriguez, Dave	312.00			312.00	360.12	(92.40)					267.72
9320	Skeldon, Deborah A	56.18			56.18							
9324	St Germain, Mary E	40.00			40.00							
28	Everhart, Maria G	1.31			1.31							
<b>Company Totals:</b>		<b>1,092.84</b>	<b>175.07</b>	<b>0.00</b>	<b>1,267.91</b>	<b>373.98</b>	<b>(64.68)</b>	<b>0.00</b>	<b>309.30</b>			