

Online UPS

ATN RM11

6-10KVA



sinewave output



LCD display



Up to 9 min backup time



built-in batteries

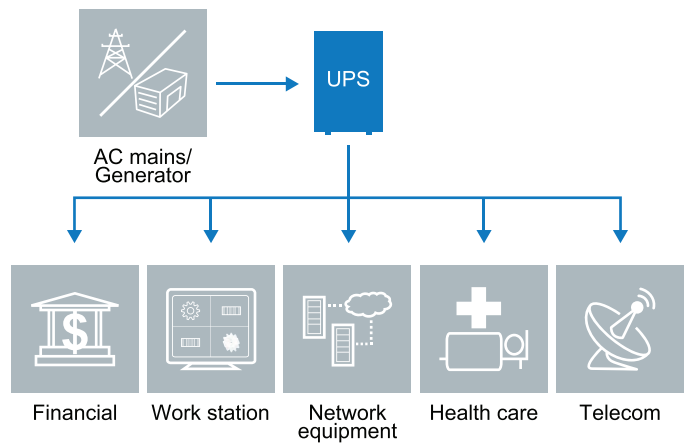


HID

Key features

- True double-conversion design with high adaptability to harsh mains conditions
- DSP design enables precise and reliable control
- High efficiency results in energy saving
- Supports energy-saving ECO mode
- Compact size requiring small installation space
- Built-in OVCD protection, fan lock detection, over temperature detection, overload warning to enhance the product reliability
- USB HID enable monitoring on UPS without software installation
- Intelligent communication slot enables remote monitoring
- Programmable LCD display for quick UPS parameters configuration
- Low audible noise at typical load
- MBP+PDU with load segment control

Typical application



ATEN CO

Product specification

Model name		ATN RM11 6K	ATN RM11 6KS	ATN RM11 10K	ATN RM11 10KS
Power rating	VA/Watt	6000VA/6000W	6000VA/6000W	10000VA/10000W	10000VA/10000W
Efficiency	Double conversion mode	95%	95%	95%	95%
	ECO mode	98%	98%	98%	98%
Input performance	Rated voltage	220/230/240V	220/230/240V	220/230/240V	220/230/240V
	Voltage range	160-275V 100% load, 110-160V derating to 50% load linearly	160-275V 100% load, 110-160V derating to 50% load linearly	160-275V 100% load, 110-160V derating to 50% load linearly	160-275V 100% load, 110-160V derating to 50% load linearly
	Rated frequency	50Hz/60Hz	50Hz/60Hz	50Hz/60Hz	50Hz/60Hz
	Frequency range	40Hz-70Hz(45Hz-55Hz 54Hz-66Hz @ load>60%)	40Hz-70Hz(45Hz-55Hz 54Hz-66Hz @ load>60%)	40Hz-70Hz(45Hz-55Hz 54Hz-66Hz @ load>60%)	40Hz-70Hz(45Hz-55Hz 54Hz-66Hz @ load>60%)
	PF	>0.995	>0.995	>0.995	>0.995
	THDI	<3% linear load <5% non linear load	<3% linear load <5% non linear load	<3% linear load <5% non linear load	<3% linear load <5% non linear load
Input connection		L/N/PE hardware terminal connection	L/N/PE hardware terminal connection	L/N/PE hardware terminal connection	L/N/PE hardware terminal connection
Output performance	Rated voltage	220/230/240V	220/230/240V	220/230/240V	220/230/240V
	Rated frequency	50Hz/60Hz	50Hz/60Hz	50Hz/60Hz	50Hz/60Hz
	Maximum PF	1	1	1	1
	Voltage accuracy	±1%	±1%	±1%	±1%
	THDv	<1% linear load <5% non linear load	<1% linear load <5% non linear load	<1% linear load <5% non linear load	<1% linear load <5% non linear load
	Transfer time	0ms(10ms @ ECO->Inverter)	0ms(10ms @ ECO->Inverter)	0ms(10ms @ ECO->Inverter)	0ms(10ms @ ECO->Inverter)
	Crest Ratio	max 3:1	max 3:1	max 3:1	max 3:1
	Overload	100%<load≤105% continuous. 105%< load ≤125% for 10 minutes 125%<load≤150% for 30 seconds. >150% for 500ms.	100%<load≤105% continuous. 105%< load ≤125% for 10 minutes 125%<load≤150% for 30 seconds. >150% for 500ms.	100%<load≤105% continuous. 105%< load ≤125% for 10 minutes 125%<load≤150% for 30 seconds. >150% for 500ms.	100%<load≤105% continuous. 105%< load ≤125% for 10 minutes 125%<load≤150% for 30 seconds. >150% for 500ms.
Output connection	Wiring/socket	L/N/PE hardware terminal connection	L/N/PE hardware terminal connection	L/N/PE hardware terminal connection	L/N/PE hardware terminal connection
	Load segment control	Optional (need MBP model)	Optional (need MBP model)	Optional (need MBP model)	Optional (need MBP model)
Battery	Voltage	192VDC(192~240VDC adjustable)	192VDC(192~240VDC adjustable)	192VDC(192~240VDC adjustable)	192VDC(192~240VDC adjustable)
	Capacity(AH)	16*12V/7Ah, 16~20pcs adjustable	NA	16*12V/9Ah, 16~20pcs adjustable	NA
	Backup time(PF=0.9; 100% load)	4.5min	NA	3min	NA
Maximum connect external battery module quantity		6	6	6	6
Charger	Charging current	1.4A(0-4A adjustable)	4A(0-12A adjustable)	2A(0-4A adjustable)	4A(0-12A adjustable)
	Recharging time	3h to 90%	NA	3h to 90%	NA
Other working mode	CVCF	Yes (derating to 60% load)	Yes (derating to 60% load)	Yes (derating to 60% load)	Yes (derating to 60% load)
	Parallel	Optional (up to 3)	Optional (up to 3)	Optional (up to 3)	Optional (up to 3)


Product specification

Model name		ATN RM11 6K	ATN RM11 6KS	ATN RM11 10K	ATN RM11 10KS
HMI	Display	Dot matrix LCD, rotatable manually	Dot matrix LCD, rotatable manually	Dot matrix LCD, rotatable manually	Dot matrix LCD, rotatable manually
	USB	USB 2.0 with HID	USB 2.0 with HID	USB 2.0 with HID	USB 2.0 with HID
	RS232	Yes(DB9)	Yes(DB9)	Yes(DB9)	Yes(DB9)
	Dry in/out	1 programble dry in; 1 programble dry out	1 programble dry in; 1 programble dry out	1 programble dry in; 1 programble dry out	1 programble dry in; 1 programble dry out
	EPO	yes	yes	yes	yes
	Intelnignet slot	yes(for long card)	yes(for long card)	yes(for long card)	yes(for long card)
	Network card	Optional, NMC long card	Optional, NMC long card	Optional, NMC long card	Optional, NMC long card
	Modbus card	Optional,CMC/Modbus Long Card	Optional,CMC/Modbus Long Card	Optional,CMC/Modbus Long Card	Optional,CMC/Modbus Long Card
	Dry contactor card	Optional,AS400 Long Card	Optional,AS400 Long Card	Optional,AS400 Long Card	Optional,AS400 Long Card
	Monitor software	Winpower	Winpower	Winpower	Winpower
Physical performance	Dimension(W*D*H)MM	5U height including 438*573*86.2 (power module, 2U) 438*593*129 (Battery, 3U)	438*573*86.2 (power module, 2U)	5U height including 438*573*86.2 (power module, 2U) 438*593*129 (Battery, 3U)	438*573*86.2 (power module, 2U)
	Net weight(KG)	59.3	13.6	67.2	15.5
	IP protection level	IP20	IP20	IP20	IP20
Environment	Operating temperature	0-50°C(power derating to 50% @40-50°C)	0-50°C(power derating to 50% @40-50°C)	0-50°C(power derating to 50% @40-50°C)	0-50°C(power derating to 50% @40-50°C)
	Relative Humidity	0-95%	0-95%	0-95%	0-95%
	Operating Altitude	0~3000m (the load derating 1 % every up 100m @1000~3000m)	0~3000m (the load derating 1 % every up 100m @1000~3000m)	0~3000m (the load derating 1 % every up 100m @1000~3000m)	0~3000m (the load derating 1 % every up 100m @1000~3000m)
	Acoustic Noise	<50dB @ typical load with battery fully charged	<50dB @ typical load with battery fully charged	<55dB @ typical load with battery fully charged	<55dB @ typical load with battery fully charged
Certification		CE,IEC/EN 62040	CE,IEC/EN 62040	CE,IEC/EN 62040	CE,IEC/EN 62040
EMI	Conduction/Radiation	C3	C3	C3	C3
EMS	ESD	IEC/EN 61000-4-2	IEC/EN 61000-4-2	IEC/EN 61000-4-2	IEC/EN 61000-4-2
	RS	IEC/EN 61000-4-3	IEC/EN 61000-4-3	IEC/EN 61000-4-3	IEC/EN 61000-4-3
	EFT	IEC/EN 61000-4-4	IEC/EN 61000-4-4	IEC/EN 61000-4-4	IEC/EN 61000-4-4
	Surge	IEC/EN 61000-4-5	IEC/EN 61000-4-5	IEC/EN 61000-4-5	IEC/EN 61000-4-5
Accessory	Maintenance bypass switch	Optional (build in 1 main outlet group with 1 x IEC C19 + 2 x IEC C13 and 1 programmable outlet group with 1 x IEC C19 + 2 x IEC C13)	Optional (build in 1 main outlet group with 1 x IEC C19 + 2 x IEC C13 and 1 programmable outlet group with 1 x IEC C19 + 2 x IEC C13)	Optional (build in 1 main outlet group with 1 x IEC C19 + 2 x IEC C13 and 1 programmable outlet group with 1 x IEC C19 + 2 x IEC C13)	Optional (build in 1 main outlet group with 1 x IEC C19 + 2 x IEC C13 and 1 programmable outlet group with 1 x IEC C19 + 2 x IEC C13)
	Input power cable	NA	NA	NA	NA
	Output power cable	NA	NA	NA	NA
	EBM cable	yes(in EBM)	yes(in EBM)	yes(in EBM)	yes(in EBM)
	USB cable	Yes	Yes	Yes	Yes
	RS232 cable	Optional	Optional	Optional	Optional
	Rail kit	Optional	Optional	Optional	Optional
	Tower Feet	Yes	Yes	Yes	Yes
	Rack ear	Yes	Yes	Yes	Yes
Manual	Yes	Yes	Yes	Yes	


Product rear panel



ATN RM11 6-10KVA MBP



ATN RM11 6K-10KS RT-16 Batt EBM



ATN RM11 10K-10KS RT-16 Batt EBM

ATENCO POWER TECH CO., LTD
2F-7, No. 14, Xiwei Street, Sanchong district, New Taipei City.
24155, Taiwan, R.O.C.
Tel.: +886 2 22807098
Fax.: +886 2 22802939
Website: www.atenco.com.tw

