The future is here...

Bio-Defense

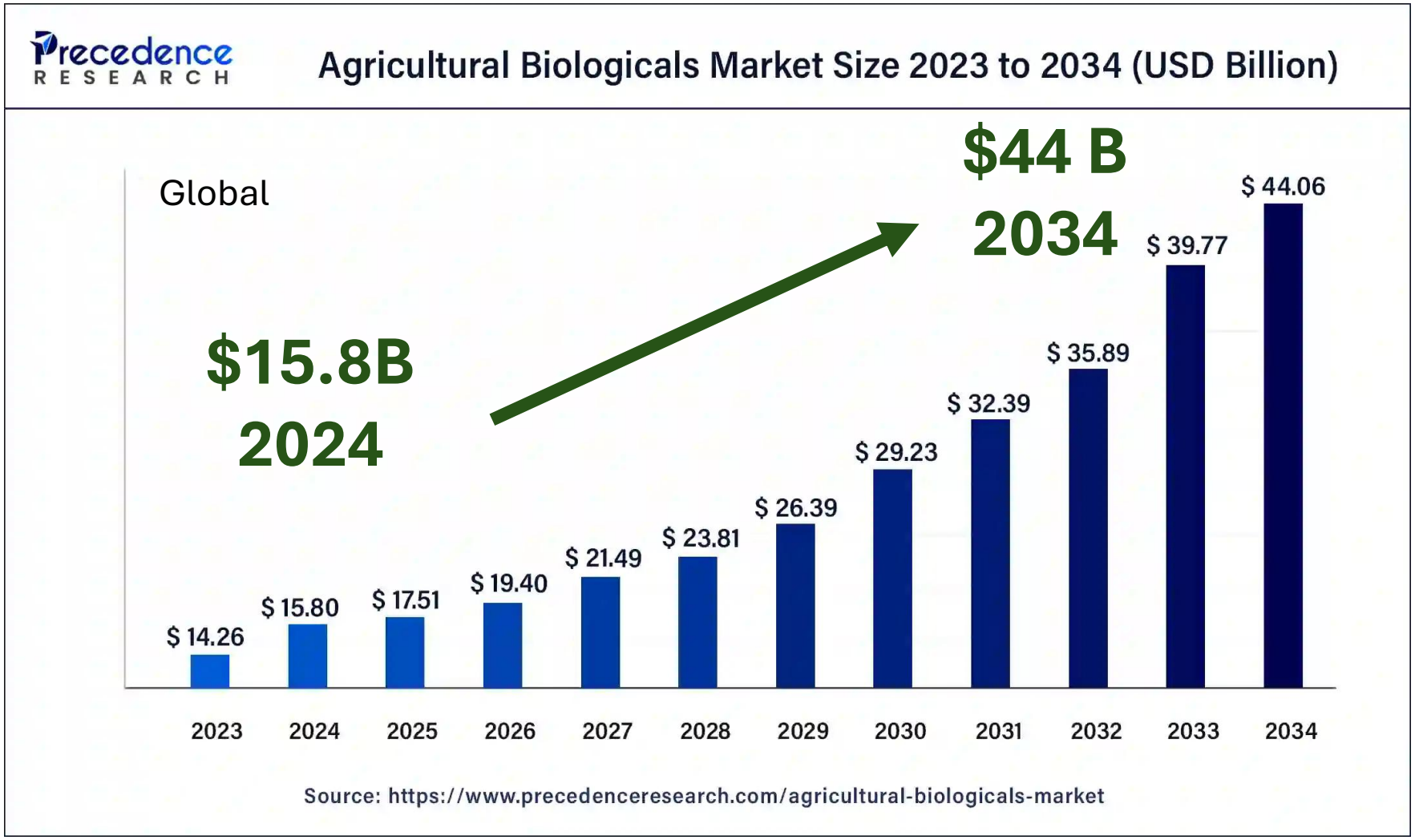

RHTC + Ether vs Untreated +8 bu/ac:

MERISTEM

CROP PERFORMANCE

State:	Illinois	**Plant Date:**	5/21/2025
County:	Perry	**Harvest Date:**	9/27/2025
Crop:	Corn		
Prev Crop:	Soybeans		

REVLINE HOPPER THROTTLE CORN PLANTER BOX TREATMENT

POWERED BY ETHER ENZYME TECHNOLOGY

Rank	Brand	Hybrid	Treatment	RM	Yield	Mosture	Advantage
2	AgriGold	A645-16VT2PRIB		115	124	15.8	
1	AgriGold	A645-16VT2PRIB	RTHE	115	132	15.9	**8**

ROI: $13

Yield Monitor vs Weighed

Weighed Checks >80% Positive ROI

REVLINE HOPPER THROTTLE CORN ACE PLANTER BOX TREATMENT

PREPHYTE BROAD-SPECTRUM FUNGICIDE

ETHER ENZYME TECHNOLOGY

Weighed +16.5 bu/ac

MERISTEM CROP PERFORMANCE

State:	Illinois	**Plant Date:**	5/11/2025
County:	Douglas	**Harvest Date:**	10/10/2025
Crop:	Corn		
Prev Crop:	Soybeans		

REVLINE HOPPER THROTTLE CORN ACE PLANTER BOX TREATMENT

Rank	Brand	Hybrid	Treatment	RM	Yield	Mosture	Advantage
2	Dekalb	DKC68-35		118	269.4	14.6	
1	Dekalb	DKC68-35	RHTC Ace	118	285.9	14.7	**16.5 Bu.**

ROI: $47

Yld Monitor +9.0 bu/ac

1.6	14.7%	280
ACRES	MOISTURE	YIELD (BU/AC)

BY SOIL Ace Pail	AVG YIELD	ACRES
Flanagan silt loam, 0 to 2 percent slopes	281	0.7
Drummer-Milford silty clay loams, 0 to 2 percent slopes	278	0.9

BY ELEVATION	AVG YIELD	ACRES

CREATE PDF | SAVE FIELD REGION

1.7	14.7%	271
ACRES	MOISTURE	YIELD (BU/AC)

BY SOIL Untreated	AVG YIELD	ACRES
Flanagan silt loam, 0 to 2 percent slopes	271	0.9
Drummer-Milford silty clay loams, 0 to 2 percent slopes	271	0.8

BY ELEVATION	AVG YIELD	ACRES

DELETE REGION | CREATE PDF | VIEW REGION DETAILS

Yield Monitor vs Weighed

Weighed Checks >80% Positive ROI

MERISTEM

CROP PERFORMANCE

State: Illinois
County: Piatt
Crop: Corn
Prev Crop: Corn

Plant Date: 5/10/2025
Harvest Date: 10/2/2025

REVLINE HOPPER THROTTLE CORN ACE PLANTER BOX TREATMENT

REVLINE HOPPER THROTTLE CORN ACE PLANTER BOX TREATMENT

PREPHYTE BROAD-SPECTRUM FUNGICIDE

ETHER ENZYME TECHNOLOGY

Weighed +10.9 bu/ac

Brand	Hybrid	Treatment	RM	Yield	Mosture	Advantage
Dekalb	DKC114-99RIB		114	276.7	15.8	
Dekalb	DKC114-99RIB	RHTC Ace	114	287.6	16.9	**10.9 Bu**

ROI: $24

0.7	16.9%	278	0.7	15.8%	277
ACRES	MOISTURE	YIELD (BU/AC)	ACRES	MOISTURE	YIELD (BU/AC)

Yld Monitor +1.0 bu/ac

BY HYBRID	AVG YIELD	ACRES	BY HYBRID	AVG YIELD	ACRES
DKC114-99 G2 PRE	278	0.6	DKC114-99 G2	277	0.7

BY SOIL	AVG YIELD	ACRES	BY SOIL	AVG YIELD	ACRES
Flanagan silt loam, 0 to 2 percent slopes	281	0.4	Flanagan silt loam, 0 to 2 percent slopes	280	0.5
Drummer-Milford silty clay loams, 0 to 2 percent slopes	274	0.3	Drummer-Milford silty clay loams, 0 to 2 percent slopes	269	0.2

Yield Monitor vs Weighed

Weighed Checks >80% Positive ROI

MERISTEM

CROP PERFORMANCE

State:	Illinois	**Plant Date:**	5/10/2025
County:	Piatt	**Harvest Date:**	10/2/2025
Crop:	Corn		
Prev Crop:	Soybeans		

REVLINE HOPPER THROTTLE CORN ACE PLANTER BOX TREATMENT

PREPHYTE BROAD-SPECTRUM FUNGICIDE

ETHER ENZYME TECHNOLOGY

Weighed +10.1 bu/ac

Rank	Brand	Hybrid	Treatment	RM	Yield	Mosture	Advantage
2	Dekalb	DKC65-92		115	255.9	16.9	
1	Dekalb	DKC65-92	RHTC Ace	115	266	17.5	**10.1 Bu**

ROI: $21

Yld Monitor +7.0 bu/ac

Field Region Oct 20, 2025 10/20/25

1	17.4%	261
ACRES	MOISTURE	YIELD (BU/AC)

BY HYBRID	AVG YIELD	ACRES
DKC65-92	261	1

BY SOIL	AVG YIELD	ACRES
Sunbury silt loam, 0 to 2 percent slopes	266	0.4
Drummer-Milford silty clay loams, 0 to 2 percent slopes	255	0.5

1	16.9%	268
ACRES	MOISTURE	YIELD (BU/AC)

BY HYBRID	AVG YIELD	ACRES
DKC65-92 PRE	269	0.9

BY SOIL	AVG YIELD	ACRES
Flanagan silt loam, 0 to 2 percent slopes	297	0.1
Drummer-Milford silty clay loams, 0 to 2 percent slopes	266	0.5
Sunbury silt loam, 0 to 2 percent slopes	262	0.4

RHTSoybean + Ether vs Untreated +8 bu/ac:

REVLINE®
HOPPER THROTTLE™
SOYBEAN
PLANTER BOX TREATMENT

POWERED BY
ETHER™
ENZYME TECHNOLOGY



GUARDXII™ + Terrasym®

CRW MANAGEMENT + ROOT REGEN

Corn Bioinsecticide – CRW Protection

+8.8 Bu/Ac[2]

Win Performance Advantage[1]

65 trials[3]

across 9 states 2023-present[4]

Corn Biostimulant

+7.7 Bu/Ac[2]

Win Performance Advantage[1]

144 trials[3]

across 12 states over 2020-2023

MERISTEM
CROP PERFORMANCE

https://newleafsym.com/

GUARDXII™

CRW MANAGEMENT + ROOT REGEN

RHTC+Ether/Carbon+GuardX vs Check

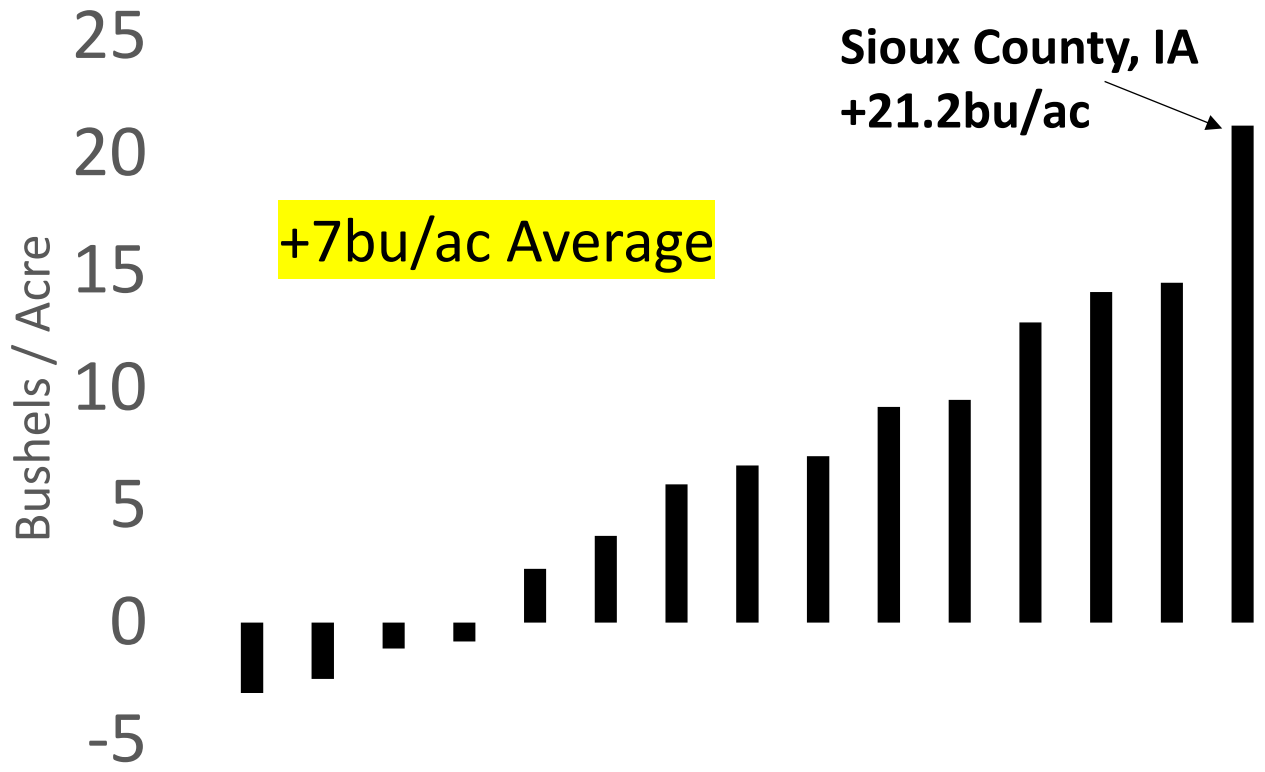

MERISTEM
CROP PERFORMANCE

3rd Party Research – National – Robinson Group

Nexta C3 Corn vs Untreated +8.5bu/ac:

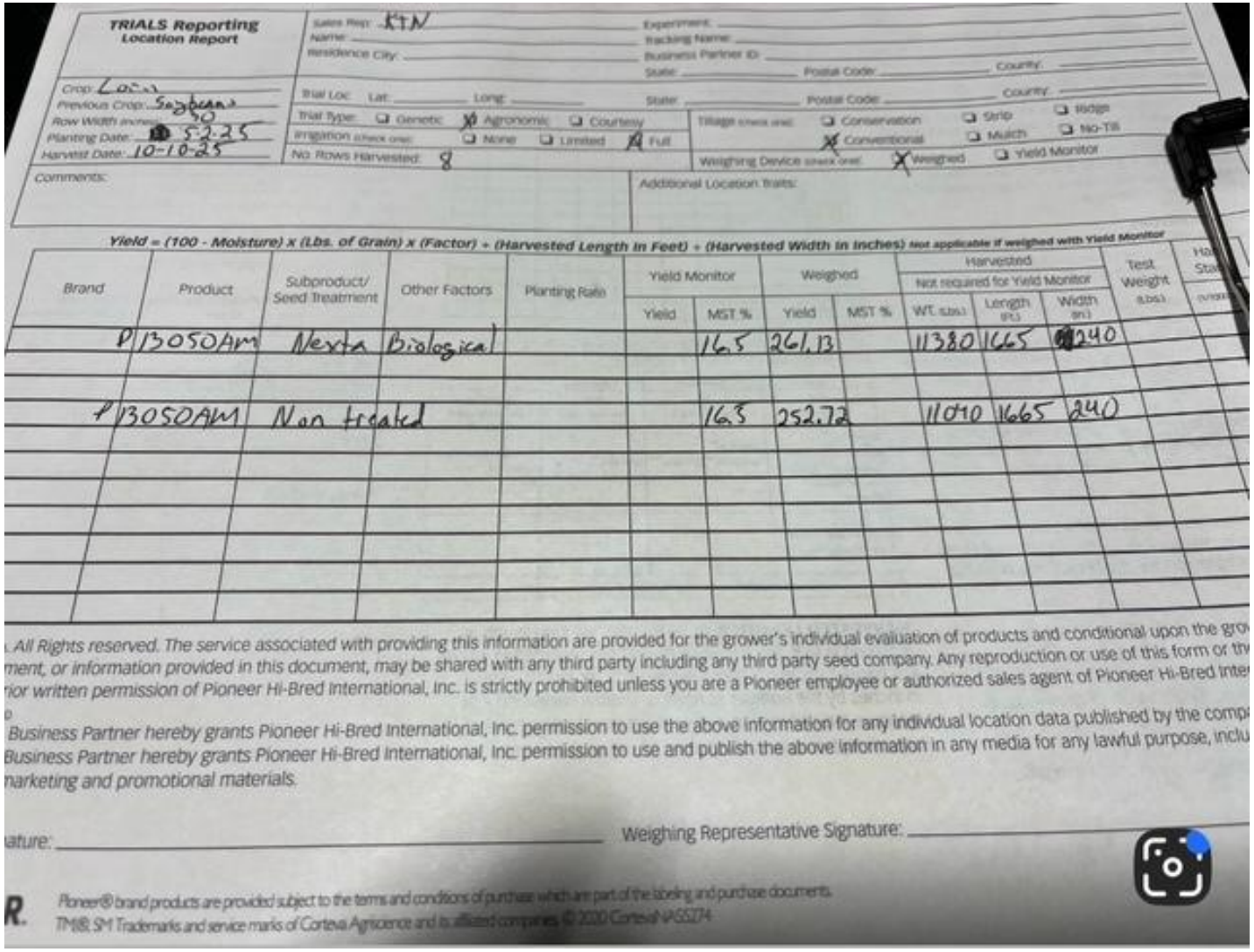

TRIALS Reporting
Location Report

Sales Rep: KTN
Name:
Residence City:
Experiment:
Tracking Name:
Business Partner ID:
State:
Postal Code:
Country:

Crop: Corn
Previous Crop: Soybeans
Row Width (inches): 30
Planting Date: 5-2-25
Harvest Date: 10-10-25

Trial Loc: Lat: Long: State: Postal Code: Country:

Trial Type: ☐ Genetic ☒ Agronomic ☐ Courtesy
Irrigation (check one): ☐ None ☐ Limited ☒ Full
No. Rows Harvested: 8

Tillage (check one): ☐ Conservation ☐ Strip ☐ Ridge ☒ Conventional ☐ Mulch ☐ No-Till
Weighing Device (check one): ☒ Weighed ☐ Yield Monitor

Comments:

Additional Location Traits:

Yield = (100 - Moisture) x (Lbs. of Grain) x (Factor) ÷ (Harvested Length in Feet) ÷ (Harvested Width in Inches) Not applicable if weighed with Yield Monitor

Brand	Product	Subproduct/ Seed Treatment	Other Factors	Planting Rate	Yield Monitor		Weighed		Harvested (Not required for Yield Monitor)			Test Weight (Lbs.)	Harvest Status
					Yield	MST %	Yield	MST %	Wt. (Lbs.)	Length (Ft.)	Width (In.)		
P	13050AM	Nexta Biological				16.5	261.13		11380	1665	240		
P	13050AM	Non treated				16.3	252.72		11010	1665	240		

. All Rights reserved. The service associated with providing this information are provided for the grower's individual evaluation of products and conditional upon the gro
ment, or information provided in this document, may be shared with any third party including any third party seed company. Any reproduction or use of this form or th
rior written permission of Pioneer Hi-Bred International, Inc. is strictly prohibited unless you are a Pioneer employee or authorized sales agent of Pioneer Hi-Bred Inte
Business Partner hereby grants Pioneer Hi-Bred International, Inc. permission to use the above information for any individual location data published by the comp
Business Partner hereby grants Pioneer Hi-Bred International, Inc. permission to use and publish the above information in any media for any lawful purpose, inclu
marketing and promotional materials.

ature: Weighing Representative Signature:

R. Pioneer® brand products are provided subject to the terms and conditions of purchase which are part of the labeling and purchase documents.
TM®, SM Trademarks and service marks of Corteva Agriscience and its affiliated companies. © 2020 Corteva 4-65374

Hopper Throttle MaxStax Planter Box treatment AG24XF1 & AG24XF4 20” rows 18 row strips Spring Vertical Tillage Corn Stalks

Full Liquid Treatment + ILeVo vs Naked Soy + MaxStax

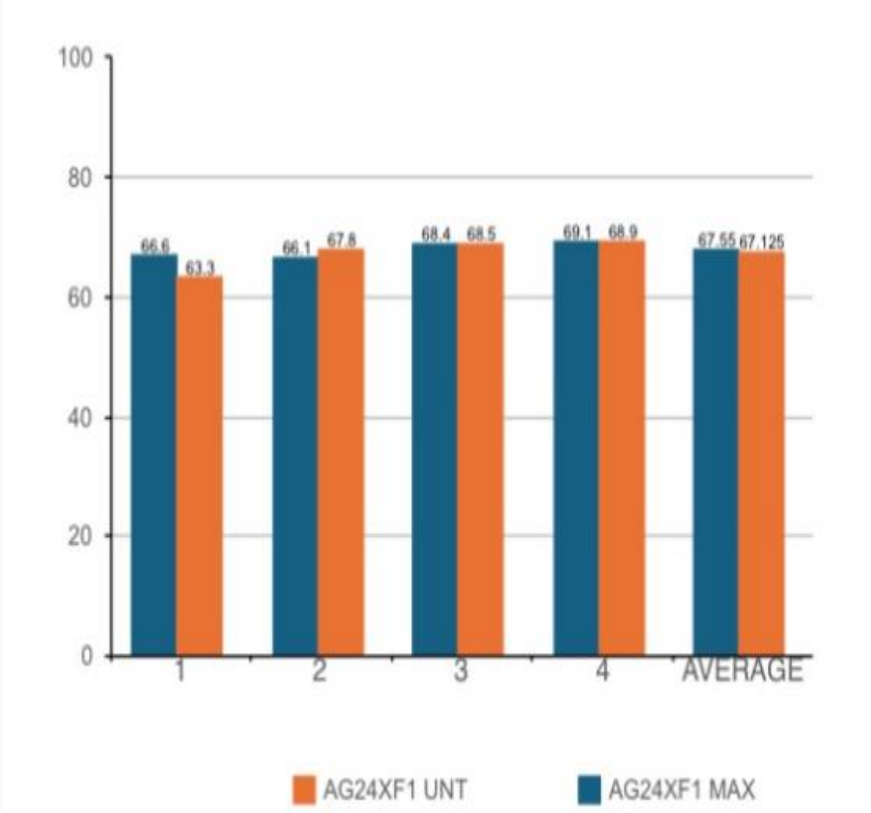

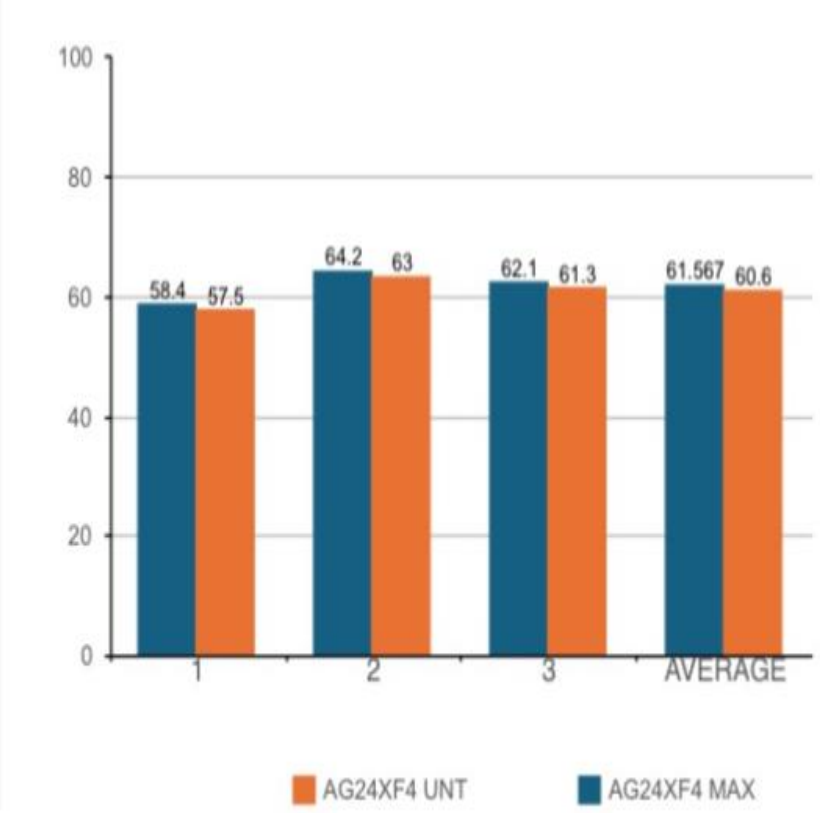

REVLINE®
HOPPER THROTTLE™
SOYBEAN
PLANTER BOX TREATMENT
POWERED BY
ETHER™
ENZYME TECHNOLOGY

RHTSoy + Ether vs Untreated +5.1:

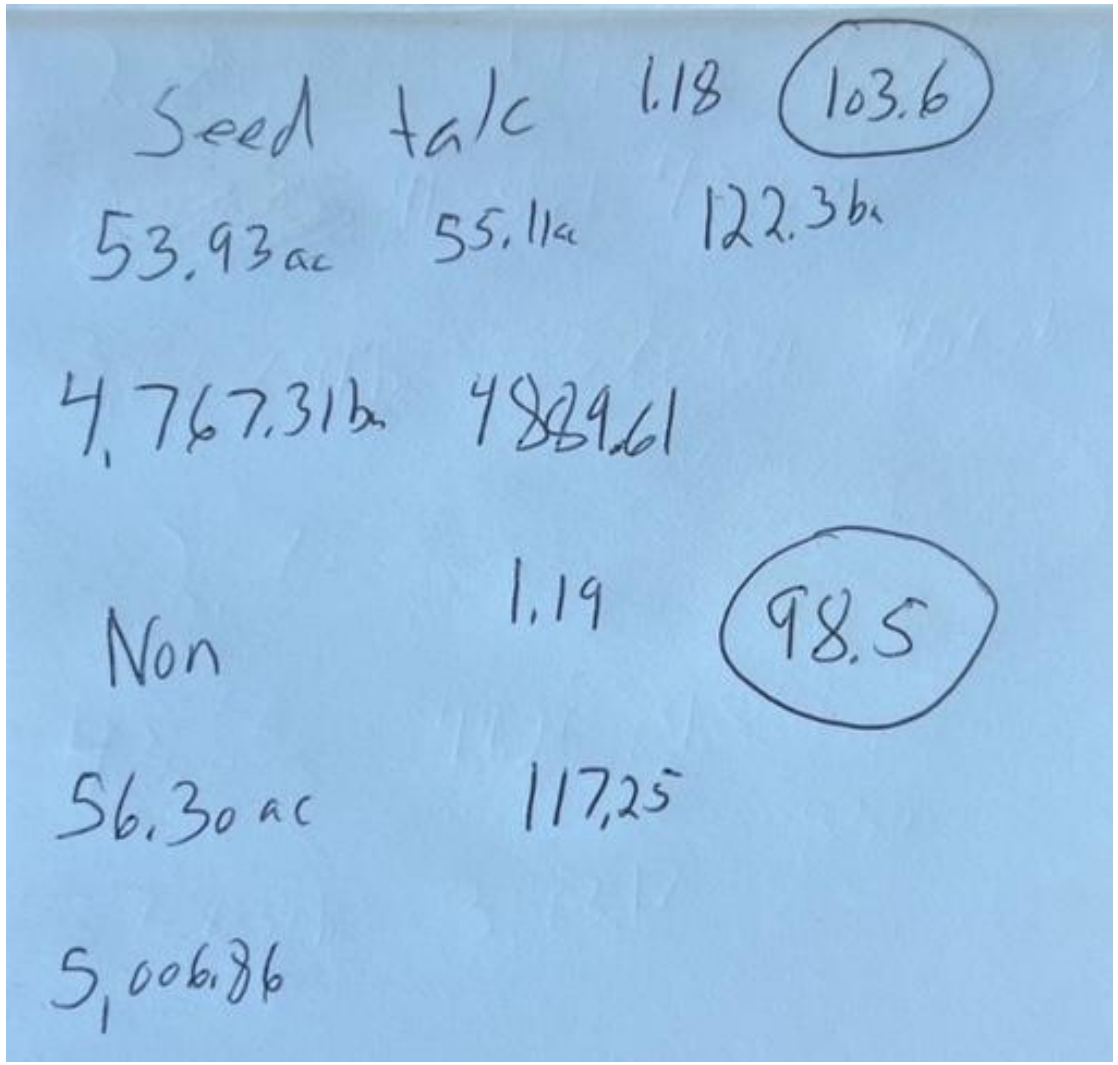

MaxDefense Corn vs Untreated +6 bu/ac:

HOPPER THROTTLE® CORN
MAXD™
PLANTER BOX TREATMENT

PROTECTIS™
BEAUVERIA BASSIANA

GUARDC™
NEMATODE PROTECTION

GUARDX™
CRW MANAGEMENT + ROOT REGEN

PREPHYTE™ ST
BROAD-SPECTRUM FUNGICIDE

We have a victory Max D

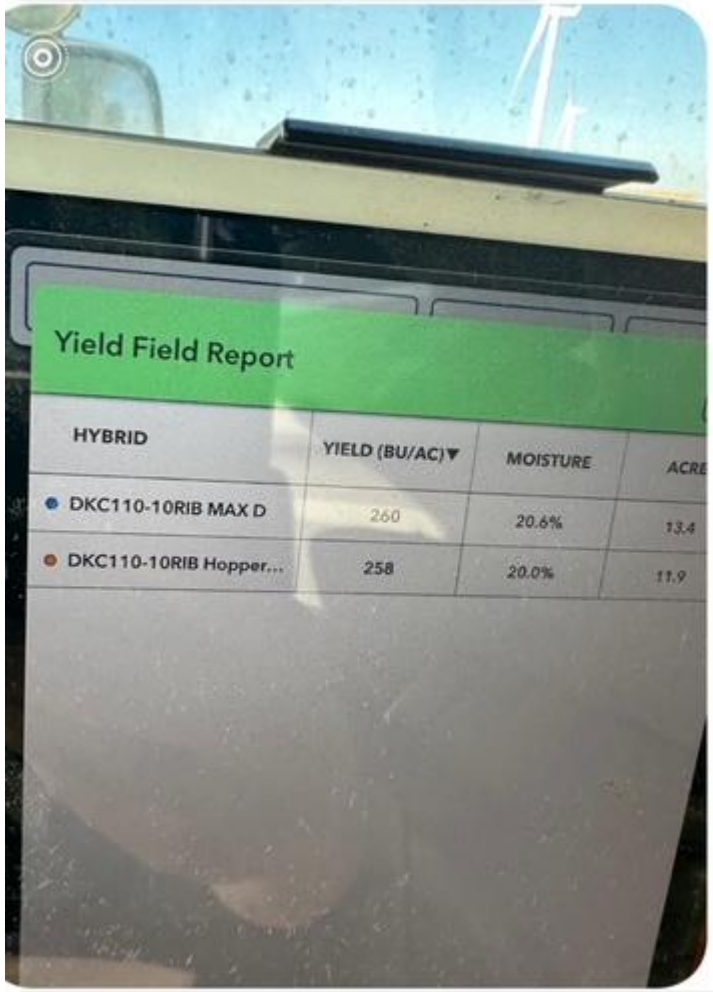

Is more like 5-6 bushel better, the max D was on the out side rows when we opened up

RHTC Ace vs Untreated +3 bu/ac:

Yield Field Report

Yield Adjusted: **10/2/25, 9:27 PM**

HYBRID	YIELD (BU/AC)▼	MOISTURE	ACRES
DKC65-92 PRE	260	16.1%	23.2
DKC65-92	257	16.1%	24.5

MaxStax Soy (naked) vs Liquid Treated Soy +3 bu/ac:

HOPPER THROTTLE® SOYBEAN
MAXSTAX™
PLANTER BOX TREATMENT

ETHER™ ENZYME TECHNOLOGY
PROTECTIS™ BEAUVERIA BASSIANA
BORNEX™ SDS PROTECTION
GUARDC™ NEMATODE PROTECTION
METALAXYL™ ST INDUSTRY STANDARD FUNGICIDE
PREPHYTE™ ST BROAD-SPECTRUM FUNGICIDE

590,040 Wet Weight (lbs)	13.3% Moisture	9,795 Yield (bu)

Variety (Harvested ac)	Avg Yield (bu/ac)
Avg: 79	
HS31E20 MAXSTAX (40.8)	83
HS 31E20 (73.2) FS InVISION	80
NK33-W2E3S (10.4) NK	53

MaxStax vs Ether vs Untreated – Great Story +10 bu/ac avg MaxStax:

HOPPER THROTTLE® CORN
MAXSTAX™
PLANTER BOX TREATMENT

ETHER™ ENZYME TECHNOLOGY
PROTECTIS™ BEAUVERIA BASSIANA
GUARDC™ NEMATODE PROTECTION
GUARDX™ CRW PROTECTION + ROOT REGEN
PREPHYTE™ ST BROAD-SPECTRUM FUNGICIDE

+10 bu/ac
Average

Cooperator	Midline Farms	Crop	Corn
City/State	Council Bluffs, IA	Previous Crop	Soy
County	Pott	Planting Date	4/16/25
DSM	Sachau	Planting Pop.	37,560
		Harvest Date	9/24/25
		Rows	12
		Spacing	20
Comments:		Irrigation	None
		GPS Coord.	
		Latitude	
		longitude	

MIDLINE

	Brand	Hybrid	Treatment	RM	Treat.	Yield	H2O%	Test Wt.	Rank
1	Dekalb	6289	Untreated	112	500	**273**	20.2	N/A	4
2	Dekalb	6289	Terrasym	112	500	**278**	20.2	N/A	2
3	Dekalb	6289	HopperThrottle	112	500	**274**	20	N/A	3
4	Dekalb	6289	MaxStax	112	500	**282**	20.2	N/A	1
5	Preceon	112-50	Untreated	112	500	**245.0**	21.2	N/A	12
6	Preceon	112-50	Terrasym	112	500	**252**	20.5	N/A	10
7	Preceon	112-50	HopperThrottle	112	500	**252.0**	20.6	N/A	10
8	Preceon	112-50	MaxStax	112	500	**262**	20	N/A	8
9	Both	MoHawk	Untreated	112	500	**265**	20.2	N/A	6
10	Both	MoHawk	Terrasym	112	500	**263**	19.7	N/A	7
11	Both	MoHawk	HopperThrottle	112	500	**260**	19.9	N/A	9
12	Both	MoHawk	MaxStax	112	500	**269.0**	20.1	N/A	5

Meristem System Pays +7 bu/ac Soybean:

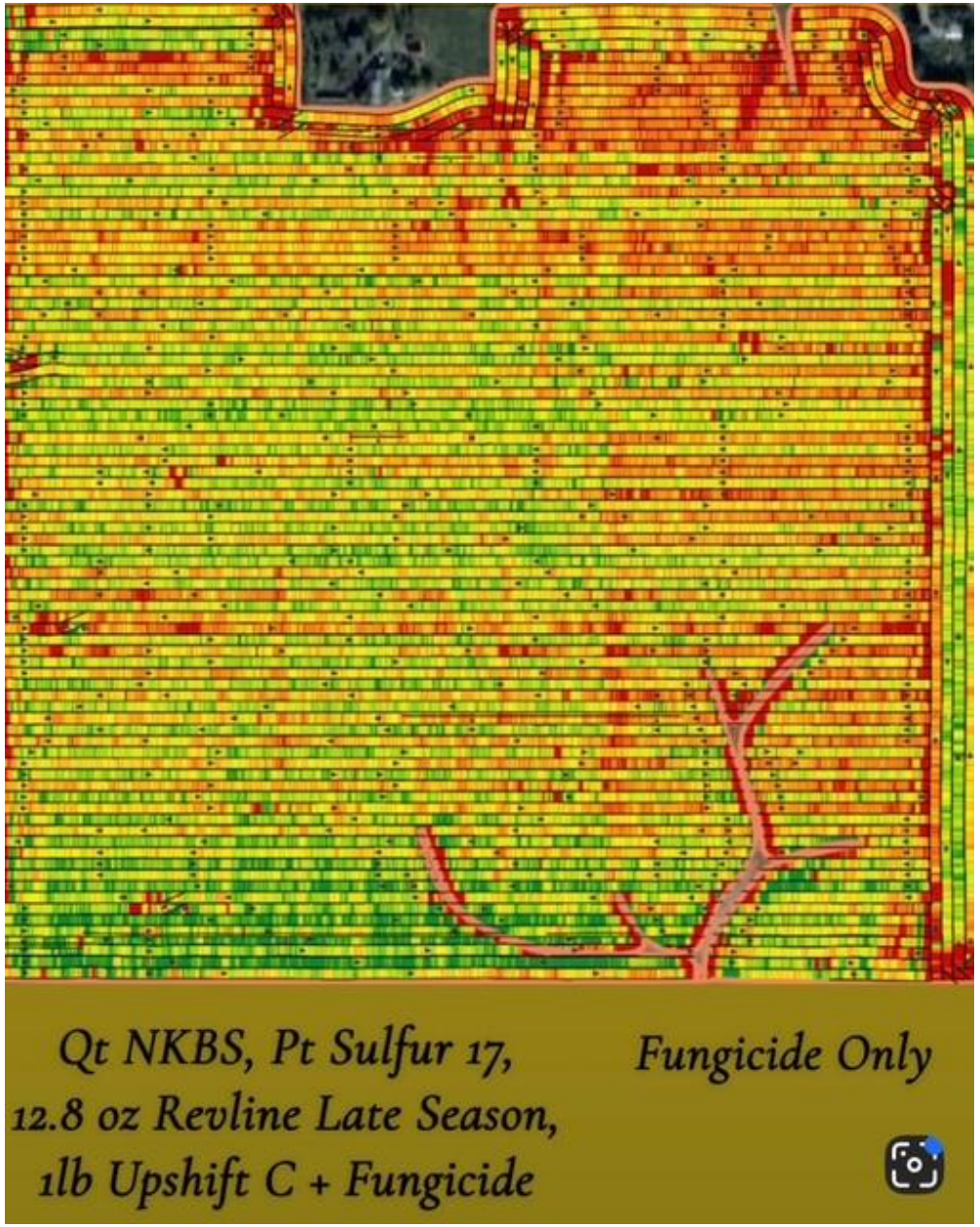

REVLINE®
HOPPER THROTTLE™
CORN ACE
PLANTER BOX TREATMENT

PREPHYTE®
BROAD-SPECTRUM FUNGICIDE

ETHER™
ENZYME TECHNOLOGY

Cameron Edwards 5:13 PM

Customer told me to come out and look at this split. Ace pail vs nothing. Both had fungicide at tassel

👍 6

Nexta C3 Corn vs Untreated +6:

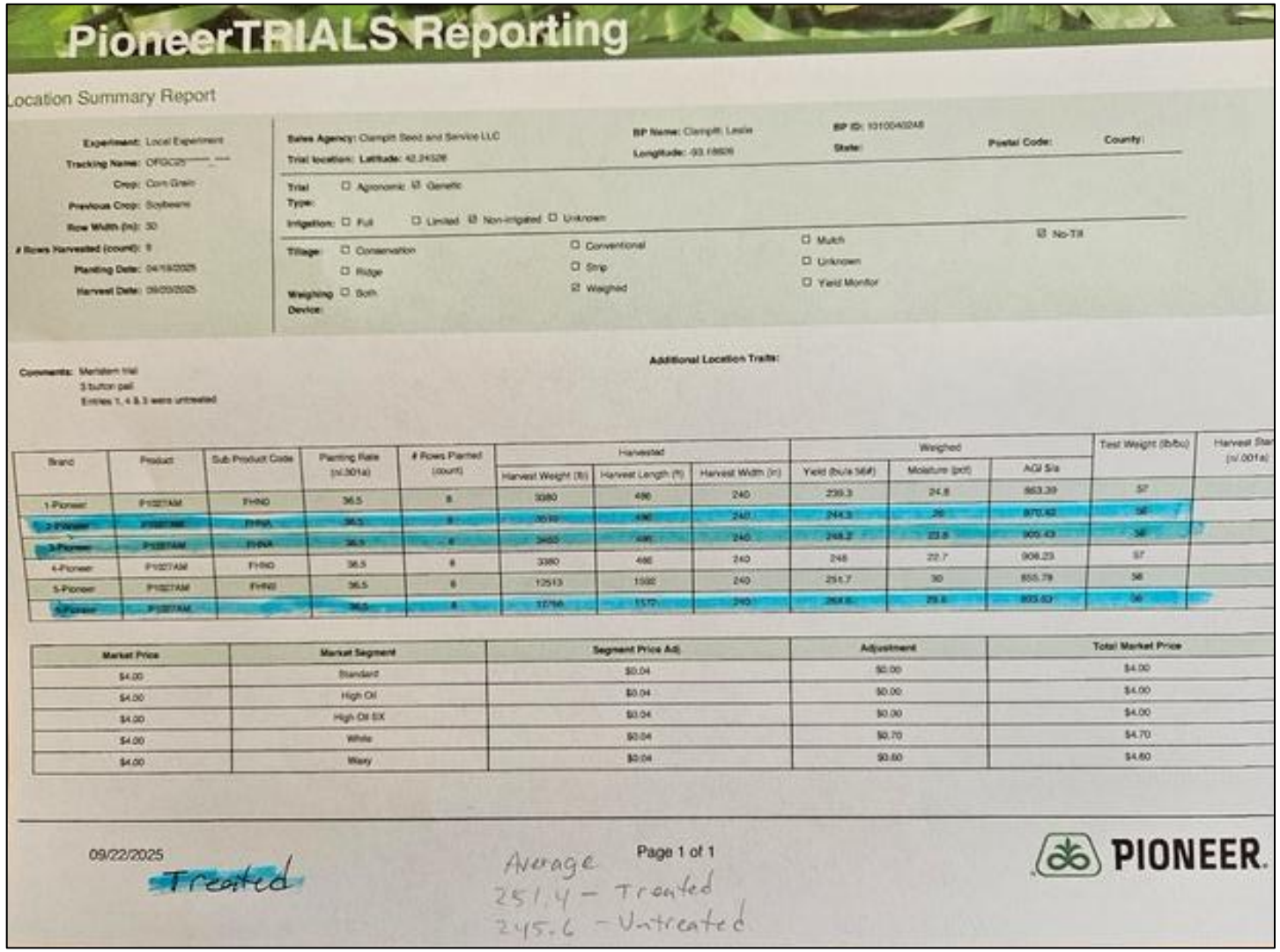

PioneerTRIALS Reporting

Location Summary Report

Experiment: Local Experiment
Tracking Name: OFGC25
Crop: Corn Grain
Previous Crop: Soybeans
Row Width (in): 30
Rows Harvested (count): 8
Planting Date: 04/18/2025
Harvest Date: 09/20/2025

Sales Agency: Clampitt Seed and Service LLC
Trial location: Latitude: 42.24528
BP Name: Clampitt, Leslie
Longitude: -93.18828
BP ID: 1310040248
State:
Postal Code:
County:

Trial Type: ☐ Agronomic ☑ Genetic
Irrigation: ☐ Full ☐ Limited ☑ Non-irrigated ☐ Unknown
Tillage: ☐ Conservation ☐ Conventional ☐ Mulch ☑ No-Till ☐ Ridge ☐ Strip ☐ Unknown
Weighing Device: ☐ Both ☑ Weighed ☐ Yield Monitor

Comments: Meristem trial
3 button pail
Entries 1, 4 & 3 were untreated

Additional Location Traits:

Brand	Product	Sub Product Code	Planting Rate (x1,001a)	# Rows Planted (count)	Harvested			Weighed			Test Weight (lb/bu)	Harvest Stat (x1,001a)
					Harvest Weight (lb)	Harvest Length (ft)	Harvest Width (in)	Yield (bu/a 56#)	Moisture (pct)	AGI $/a		
1-Pioneer	P1027AM	FHND	36.5	8	3380	490	240	239.3	24.8	863.39	57	
2-Pioneer	P1027AM	FHND	36.5	8	3510	490	240	244.3	26	870.42	58	
3-Pioneer	P1027AM	FHND	36.5	8	3455	490	240	248.2	23.8	909.43	58	
4-Pioneer	P1027AM	FHND	36.5	8	3380	490	240	248	22.7	908.23	57	
5-Pioneer	P1027AM	FHND	36.5	8	12513	1500	240	251.7	30	855.79	58	
6-Pioneer	P1027AM		36.5	8	12756	1570	240	264.6	29.6	803.62	56	

Market Price	Market Segment	Segment Price Adj	Adjustment	Total Market Price
$4.00	Standard	$0.04	$0.00	$4.00
$4.00	High Oil	$0.04	$0.00	$4.00
$4.00	High Oil EX	$0.04	$0.00	$4.00
$4.00	White	$0.04	$0.70	$4.70
$4.00	Waxy	$0.04	$0.60	$4.60

09/22/2025
Treated

Average
251.4 – Treated
245.6 – Untreated

Page 1 of 1

PIONEER.

Revline Late Season +5 bu/ac:

REVLINE™
LATE-SEASON
PLANT GROWTH REGULATOR

Corn yields are tough in S IL but Revline Late Season adding 5 bu/ac vs his normal fungicide/insecticide pass! Helping with the stress we had this year

3 1

Revline HT Corn Ether + 6.1 bu/ac:

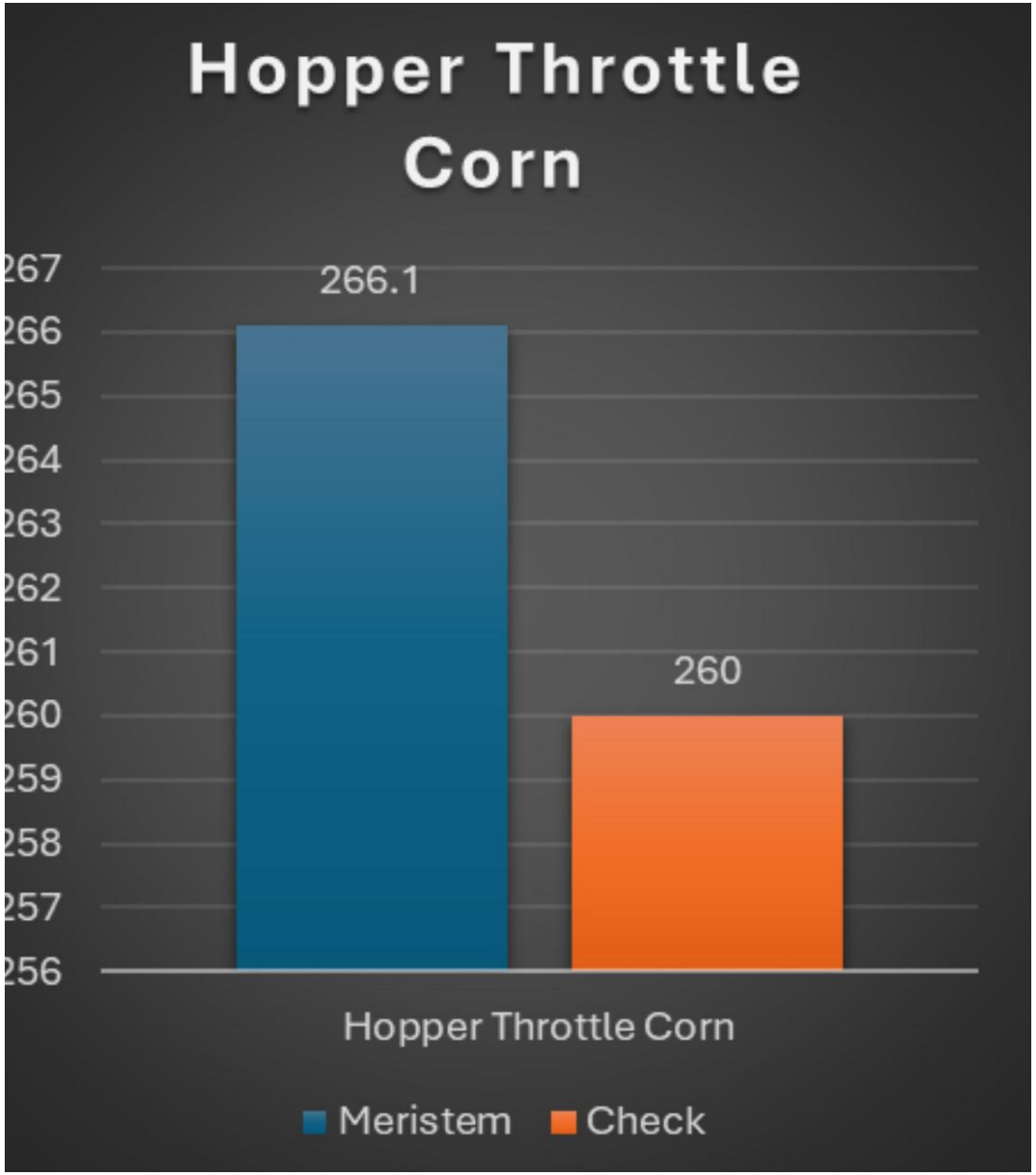

MaxStax Soy (naked) vs Full Liquid Trt + Saltro +6 bu/ac:

HOPPER THROTTLE® SOYBEAN
MAXSTAX™
PLANTER BOX TREATMENT

ETHER™ ENZYME TECHNOLOGY
PROTECTIS™ BEAUVERIA BASSIANA
BORNEX™ SDS PROTECTION
GUARDC™ NEMATODE PROTECTION
METALAXYL ST INDUSTRY STANDARD FUNGICIDE
PREPHYTE™ ST BROAD-SPECTRUM FUNGICIDE

Summary Equipment Weather S

Wet Weight	Weight
4,694.6 lb/ac	730,066.5 lb
Moisture	**Throughput**
13.4%	1,125.3 bu/hr

Variety	Yield
---	81.6 bu/ac
GH2813E3S SALTRO	81.1 bu/ac
GH2814E3S MAXSTAX	82.3 bu/ac
GH2814E3S SALTRO HTE	76.2 bu/ac

Take Cost Out Plot: Remove Dry Fertilizer and Traditional Seed Treatment

Spray Excavator AMS + MaxStax on Naked Soy +2.5bu/ac average

HOPPER THROTTLE® SOYBEAN MAXSTAX™ PLANTER BOX TREATMENT

ETHER™ ENZYME TECHNOLOGY · PROTECTIS™ BEAUVERIA BASSIANA · BORNEX™ SDS PROTECTION

GUARDO™ NEMATODE PROTECTION · METALAXYL™ 1ST INDUSTRY STANDARD FUNGICIDE · PREPHYTE™ 1ST BROAD-SPECTRUM FUNGICIDE

NET ROI >$80/ac

EXCAVATOR® AMS

AMS & NON-IONIC SURFACTANT WITH NUTRIENT RELEASE & CROP RESIDUE BREAKDOWN

WITH

CYCLESTRIKE™ LR MICROBIAL NUTRIENT ACCELERATOR & RESIDUE BREAKDOWN · BioFlex™

Meristem Take Cost Out - Bennett Ag

XLSX - 64 KB

Open in

Meristem- Take Cost Out Soybean

Cooperator:	Avery Bennett	Planting Date:	4/18/2025
State:	Iowa	Harvest Date:	10/20/2025
County:	Jefferson	Population:	120000
Dealer:	Meristem Take Out		100.138

Row Width: 15

MERSCHMAN SEEDS

Rep Number	Variety	Yield	Rank	Treatment	RM	Rows	Length	Moisture %	Weight
1	Regan 2635E	81.31	5	Meristem- Take Cost Out	3.5	32	900	12.48	4008
2	Regan 2635E	81.91	4	Meristem- Take Cost Out	3.5	32	900	12.14	4022
3	Regan 2635E	79.55	8	Meristem- Take Cost Out	3.5	32	900	11.78	3890
4	Regan 2635E	79.76	7	Meristem- Take Cost Out	3.5	32	900	12.09	3914
5	Regan 2635E	87.55	1	Meristem- Take Cost Out	3.5	32	900	12.20	4302
6	Regan 2635E	85.51	2	Meristem- Take Cost Out	3.5	32	900	11.87	4186
7	Regan 2635E	75.42	13	Meristem- Take Cost Out	3.5	32	900	11.58	3680
8	Regan 2635E	74.10	15	Meristem- Take Cost Out	3.5	32	900	11.20	3600
9	Regan 2635E	79.02	9	Untreated	3.5	32	900	12.10	3878
10	Regan 2635E	78.97	10	Untreated	3.5	32	900	11.74	3860
11	Regan 2635E	78.16	11	Untreated	3.5	32	900	10.80	3780
12	Regan 2635E	75.15	14	Untreated	3.5	32	900	11.90	3680
13	Regan 2635E	81.12	6	Untreated	3.5	32	900	12.29	3990
14	Regan 2635E	81.94	3	Untreated	3.5	32	900	11.89	4012
15	Regan 2635E	73.55	16	Untreated	3.5	32	900	12.06	3608
16	Regan 2635E	77.41	12	Untreated	3.5	32	900	11.84	3788

NKBS vs Check + 6 bu/ac

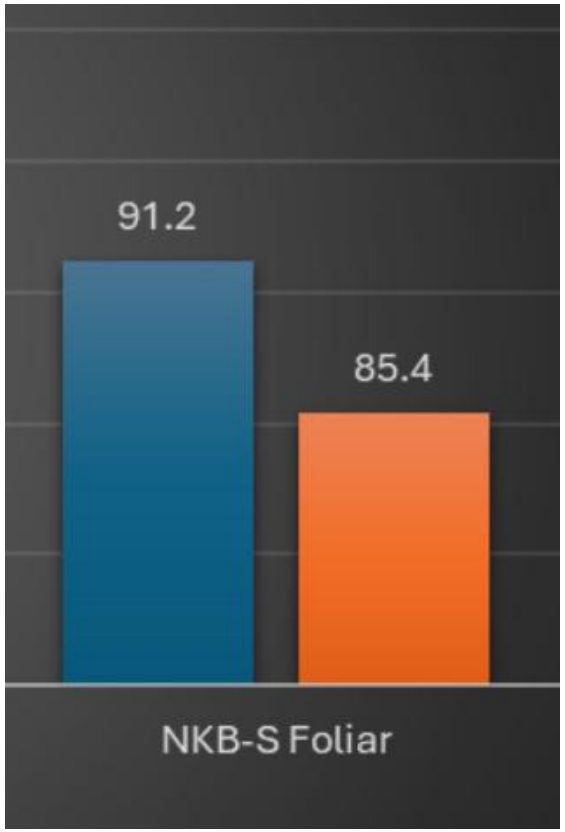

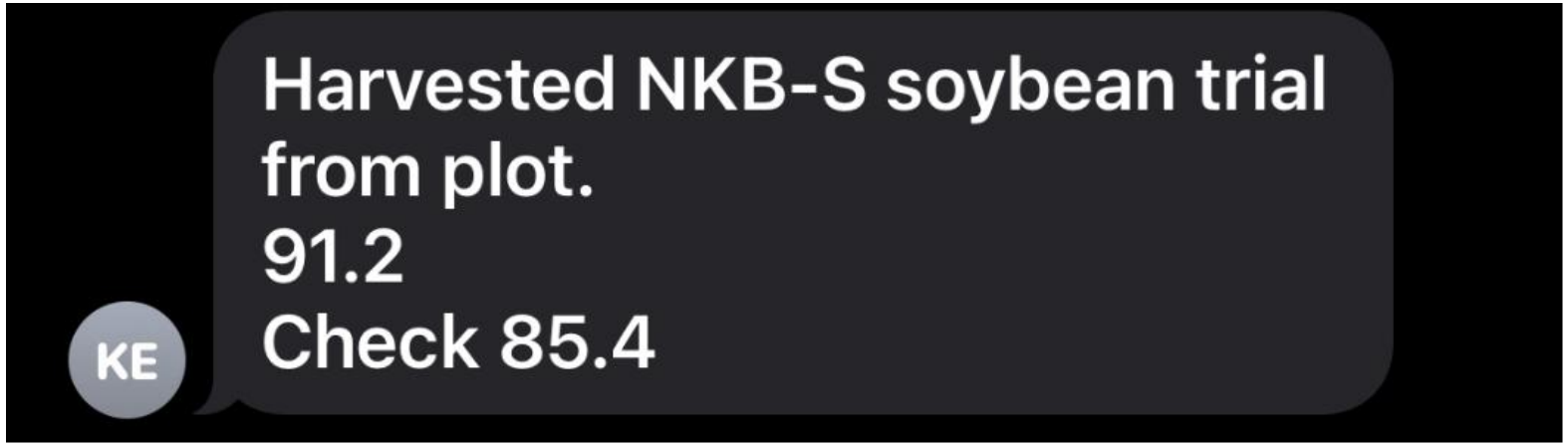

HOMESTRETCH®
NKB-S
NUTRITIONAL

REVLINE®
HOPPER THROTTLE™
CORN
PLANTER BOX TREATMENT

POWERED BY ETHER™ ENZYME TECHNOLOGY

CHECK

June 14th Root Dig

Evenly Spaced

Hawarden, IA

8% Increase Emergence Day 1

+8.7 bu/ac

Weighed Check

62% Increase Plant Mass

Excavator AMS Split Cover Crop Termination:

EXCAVATOR® AMS

AMS & NON-IONIC SURFACTANT WITH NUTRIENT RELEASE & CROP RESIDUE BREAKDOWN

WITH

CYCLESTRIKE™ LR

MICROBIAL NUTRIENT ACCELERATOR & RESIDUE BREAKDOWN

BioFlex™

Untreated

Notice Plant Health Differences

UpShift C + Revline HT Ether +24 bu/ac:

REVLINE®
HOPPER THROTTLE™
CORN
PLANTER BOX TREATMENT

POWERED BY ETHER™ ENZYME TECHNOLOGY

UPSHIFT® C
CONCENTRATED STARTER SYSTEM

POWERED BY ETHER™ ENZYME TECHNOLOGY

Miller Services: Tim Miller
2025 Meristem Test Plots: Corn
17-Oct-25

TEST PLOT	BRAND	HYBRID	YIELD (bu)/Acre	TW (lb)	MOISTURE (%)	(+) Bu/Acre	Cost/BU	Profit/BU	Profit/Acre
1	X	32% Nitrogen Only	260	5840	20.5	0			
2	Meristem	32% Nitrogen + UpShift C + Revlon Hopper w/Ether	283.75	6360	20.5	23.75	$1.58	$3.02	$71.72
3	Meristem	32% Nitrogen + Revlon Hopper w/Ether	267	5980	20.5	7	$2.67	$1.93	$36.15
4	Meristem	32% Nitrogen + UpShift C + Revlon Hopper w/Ether + Zyway	271.25	6080	20.5	11	$5.34	($0.74)	($8.14)
5	Meristem	32% Nitrogen + UpShift C*	211.5	4740	20.5				

**This plot was damaged by the sprayer during fungacide application*

Planting rate 30,000 Population
Profit figured at $4.60/bushel.
Revline Hopper Throttle w/Corn, Cost/Acre $18.73
Upshift-C Plus Cost/Acre $18.75
Xyway Cost/Acre $21.26

UPSHIFT C CONCENTRATED STARTER SYSTEM

ETHER™ ENZYME TECHNOLOGY

NUTRIENT DRAW DATA

- ☑ **UPSHIFT C with ETHER 2.5 lbs./A. vs. 10-34-0 2.5 Gal./A.**
- ☑ **1.1g/A dry equivalent of ETHER for Planter Box added into a 10-34-0 trial to replicate the effect of the ETHER for Planter Box.**

MERISTEM CROP PERFORMANCE

UPSHIFT C with ETHER 2.5 lbs./A. vs. 10-34-0 2.5 Gal./A.

	10-34-0 (2.5 Gal/A)	**Upshift C** (2.5 lbs/A)	**Difference**	**Sites**
Nitrogen Draw, V7	198.2	**211.38**	**106.6%**	5
Phosphate Draw, V7	19.72	**20.62**	**104.6%**	5
Potassium Draw, V7	133.3	**148.4**	**111.3%**	5
Sulfur Draw, V7	11.73	**11.2**	**95.5%**	5
Canopy Cover (V3-V5)	56.91	**58**	**101.9%**	5
Biomass Dry, V7, Roots	12.62	**13.31**	**105.5%**	5
Biomass Dry, Total, V7	54.75	**59.62**	**108.9%**	5
NDVI, Vegetative (V3-V5)	0.1	**0.12**	**120.0%**	5
Yield	247	**255.17**	**103.3%**	4
Stand	29952	**29931**	**99.9%**	5

**Draw is total grams of nutrient taken up per plant at V7; All reps of same treatment pooled per site, and compared to each other; 5 sites compared in all nutrient comparisons; 4 sites made it to yield and data analysis.*

More N, P, K, more biomass, NDVI, and **8.1 bu/A advantage over 10-34-0** *(everything you see by eye, now quantified).* **Yield was statistically significant.**

1.1g/A dry equivalent of ETHER for Planter Box added into a 10-34-0 trial to replicate the effect of the ETHER for Planter Box.

Sites	**10-34-0** (Yield)	**Upshift C** (Yield)	**Difference** (Bu/A)	Hybrid	Previous Crop	Plant Date	Reps vs. Control Reps
Toronto, SD	264.07	**272.58**	**8.51**	DKC098-88	Soy	5/17/2024	75% of reps above control
Nevada, IA	234.33	**244.18**	**9.85**	A638-74	Soy	5/17/2024	75% of reps above control
Miami, MO	278.67	**290.47**	**11.8**	A641-85	Soy	4/14/2024	100% of reps above control
Island, KY	211	**213.43**	**2.43**	DKC6618	Corn	5/8/2024	67% of reps above control, lost 1 rep
Overall	247.0175	**255.165**	**8.1475**				

**4 Replicates per Site, replicated*

More N, P, K, and Sulfur, more biomass, NDVI, and **9.4 bu/A advantage** over 10-34-0 alone control *(everything you see by eye, now quantified)*. **Yield, Nitrogen uptake, and Biomass were all statistically significant.**

UPSHIFT C with ETHER 2.5 lbs./A. vs. 10-34-0 2.5 Gal./A.

	10-34-0 (2.5 Gal/A)	**Upshift C** (2.5 lbs/A)	**Difference**	**Sites**
Nitrogen Draw, V7	198.2	**211.38**	**106.6%**	5
Phosphate Draw, V7	19.72	**20.62**	**104.6%**	5
Potassium Draw, V7	133.3	**148.4**	**111.3%**	5
Sulfur Draw, V7	11.73	**11.2**	**95.5%**	5
Canopy Cover (V3-V5)	56.91	**58**	**101.9%**	5
Biomass Dry, V7, Roots	12.62	**13.31**	**105.5%**	5
Biomass Dry, Total, V7	54.75	**59.62**	**108.9%**	5
NDVI, Vegetative (V3-V5)	0.1	**0.12**	**120.0%**	5
Yield	247	**255.17**	**103.3%**	4
Stand	29952	**29931**	**99.9%**	5

**Draw is total grams of nutrient taken up per plant at V7; All reps of same treatment pooled per site, and compared to each other; 5 sites compared in all nutrient comparisons; 4 sites made it to yield and data analysis.*

More N, P, K, more biomass, NDVI, and **8.1 bu/A advantage over 10-34-0** *(everything you see by eye, now quantified).* **Yield was statistically significant.**

1.1g/A dry equivalent of ETHER for Planter Box added into a 10-34-0 trial to replicate the effect of the ETHER for Planter Box.

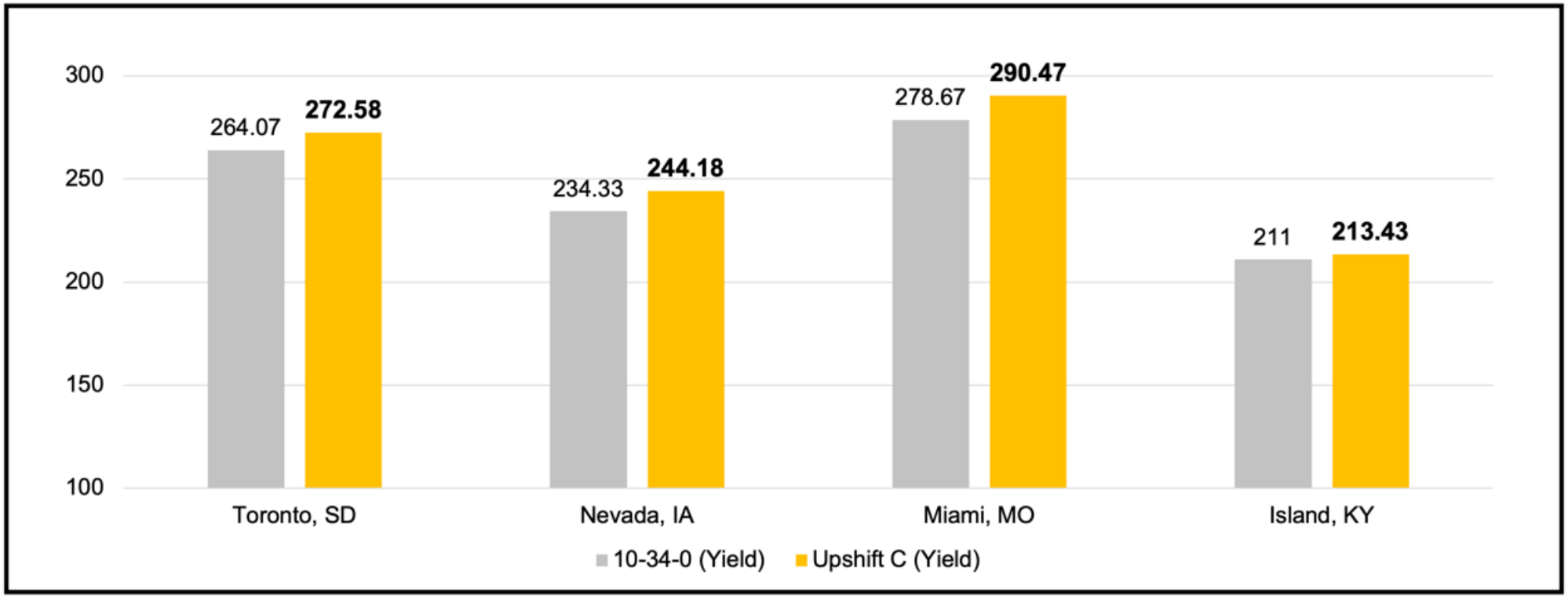

More N, P, K, and Sulfur, more biomass, NDVI, and **9.4 bu/A advantage** over 10-34-0 alone control *(everything you see by eye, now quantified).* **Yield, Nitrogen uptake, and Biomass were all statistically significant.**

Starter Trial 2024

V3 Tissue Sample	% P in Plant Tissue	Cost/Ac
Hi-Cost Clear @ 5 gal	0.4%	$45/ac
10-34-0 type @ 5 gal	0.5%	$22/ac
6-24-6 type @ 5 gal	0.5%	$28/ac
Upshift C @ 5 gal	**0.8%**	**$17/ac**

DO NOT buy over-priced starter…leverage Ether

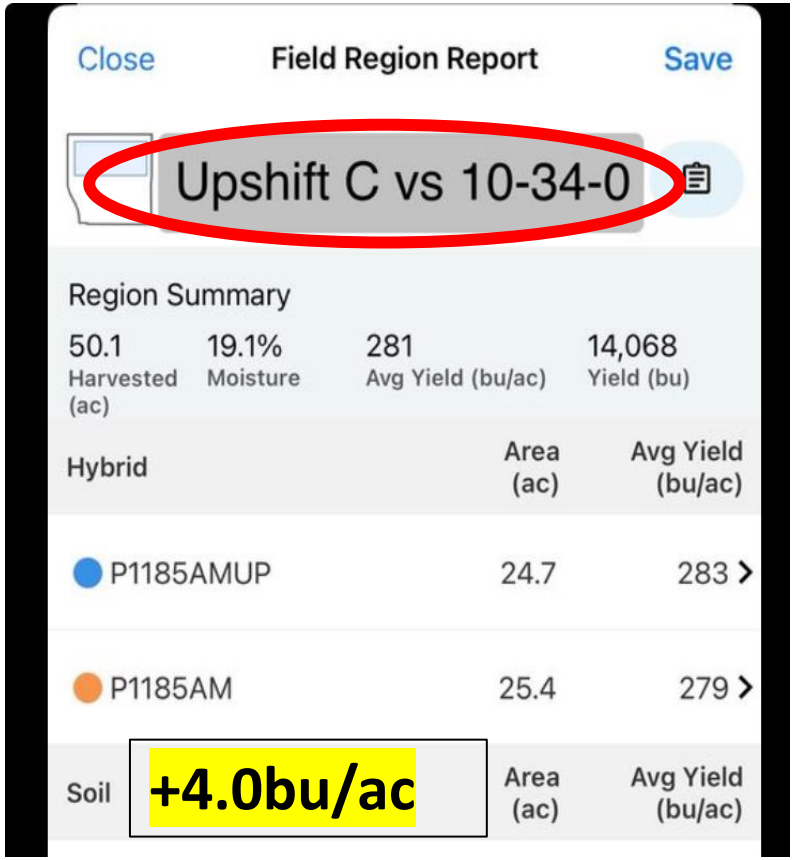

+4.0bu/ac

UPSHIFT C
CONCENTRATED STARTER SYSTEM

POWERED BY ETHER ENZYME TECHNOLOGY

+4.4bu/ac

DK 59-82
Upshift 260.3
Opti start 255.9

P0953
Upshift 277
Opti start 270.3

+6.7bu/ac

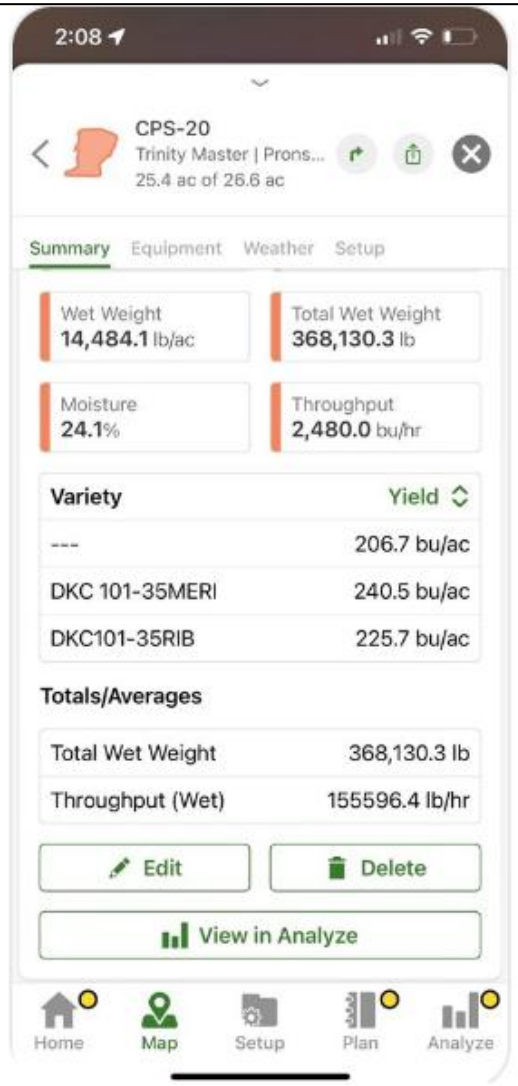

+14.8bu/ac

Upshift C vs 6-24-6 type product

RESULTS FROM CONTRACTED 3RD PARTY TRIALS

REVLINE® HOPPER THROTTLE™ CORN PLANTER BOX TREATMENT

	POSTIVE RESPONSE	AVERAGE INCREASE	DATA POINTS	LOCATIONS	STATES
2023 FINAL	72%	5.1 BU/AC	175	115	11
2024 YTD (18 NOV 24)	76%	6.6 BU/AC	175	107	17
TWO YEAR AVERAGE	72%	5.9 BU/AC	350	222	19

POWERED BY ETHER™ ENZYME TECHNOLOGY

CORN *2023 Emergence*

MERISTEM
CROP PERFORMANCE

	UNTREATED	Revline HT Corn
DAY 1	19	24
DAY 2	6	3
DAY 3	2	2
DAY 4	4	2

	YIELD
REVLINE HOPPER THROTTLE CORN PLANTER BOX TREATMENT + ETHER	249.4
Untreated	230.4

+19 BU/AC

REVLINE®

HOPPER THROTTLE™

CORN

PLANTER BOX TREATMENT

POWERED BY ETHER™ ENZYME TECHNOLOGY

Load Name	Wet lbs	Actual lbs	ac	bu	Yield	Moist
Load 9	27,859	0	1.627	466.6	286.8	20.7%
No nkbs	24,708	0	1.576	439.8	279.0	15.8%
No nkbs	24,174	0	1.576	430.6	273.2	15.7%
No nkbs	24,799	0	1.576	437.1	277.3	16.6%
N0 nkbs	24,478	0	1.576	433.2	274.8	16.2%
Nkbs	26,604	0	1.575	458.4	291.1	18.4%
Nkbs	26,260	0	1.577	454.1	288.0	18.1%

RHTC fb NKB-S Trial

NKB-S +9 to +18bu/ac

HOMESTRETCH®

NKB-S

NUTRITIONAL

HarvestShield Complete Data
Corn

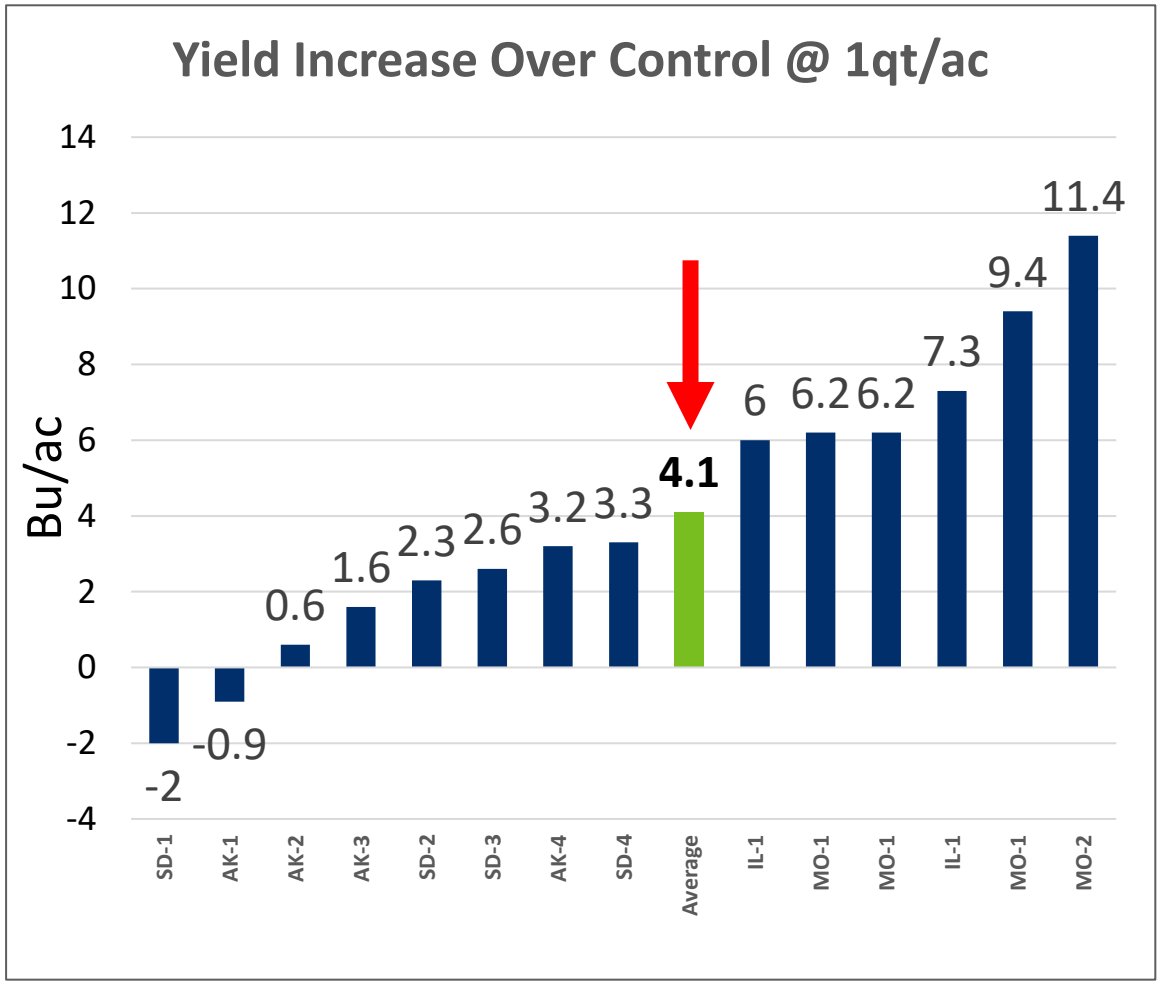

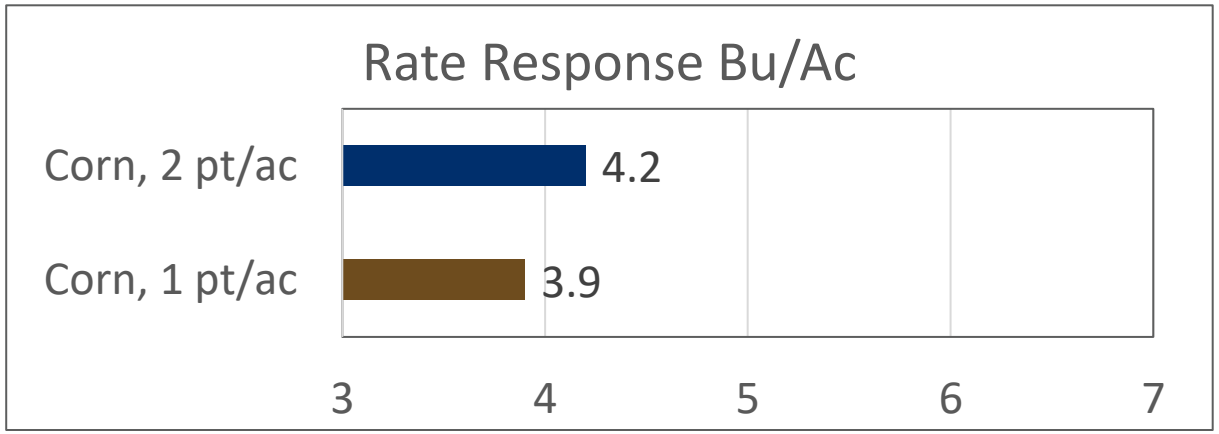

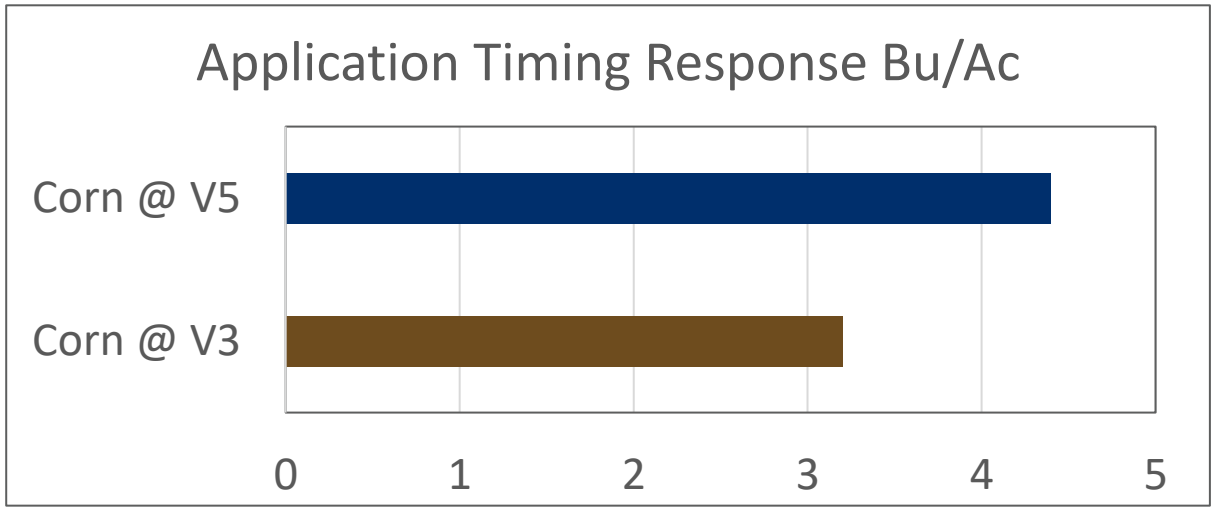

MERISTEM CROP PERFORMANCE

HarvestShield Complete Data
Soybeans

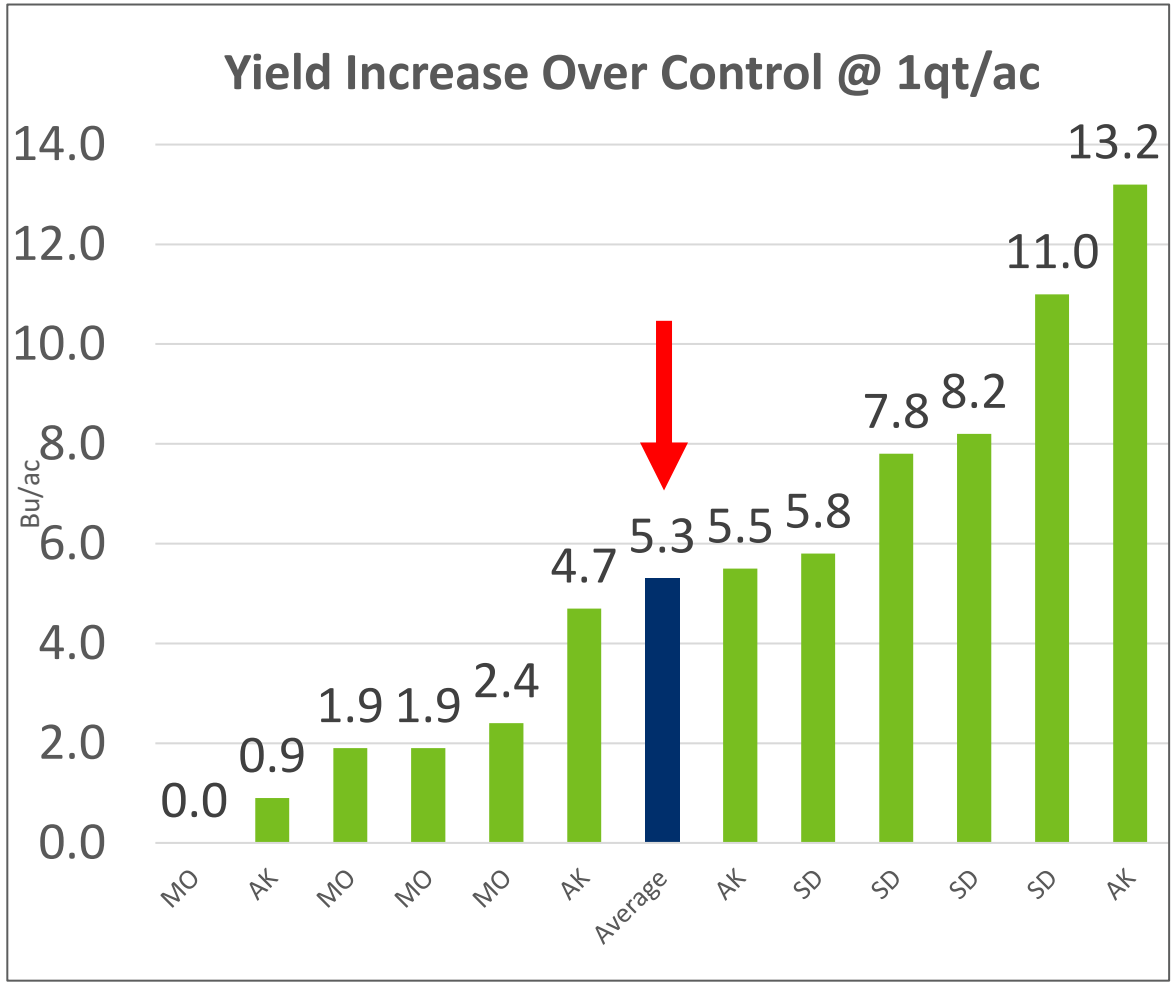

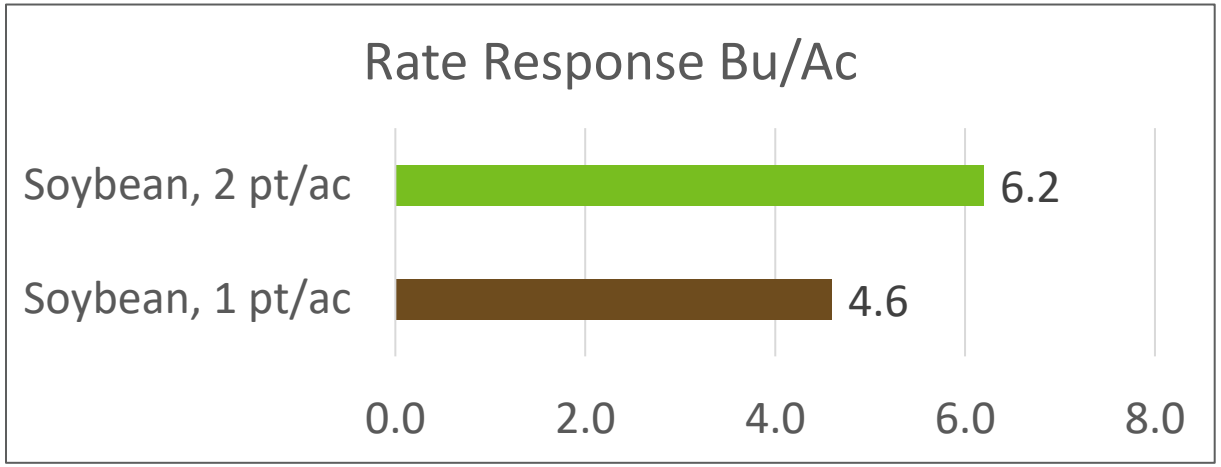

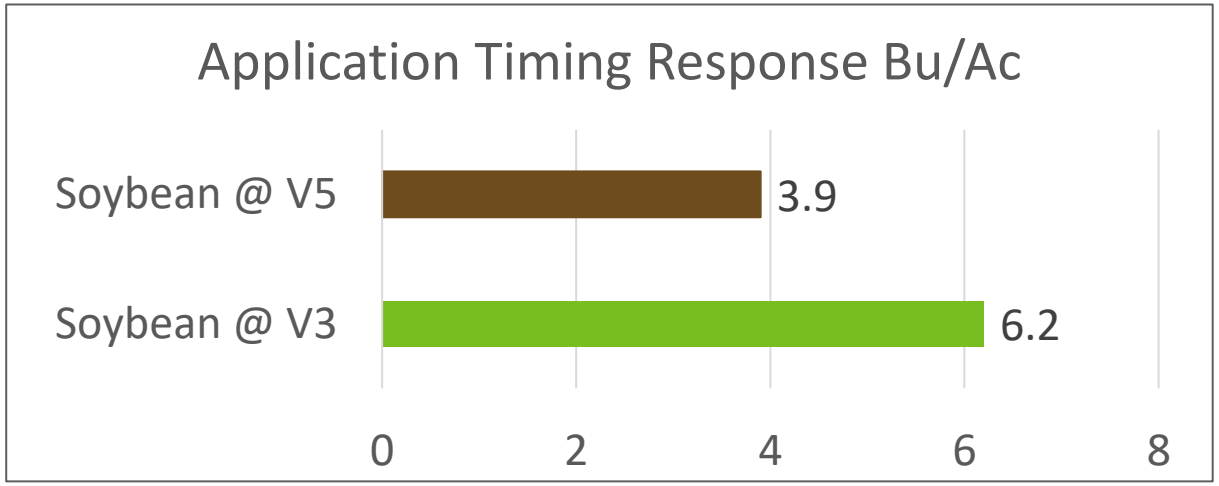

HarvestShield Complete Data
Soybeans

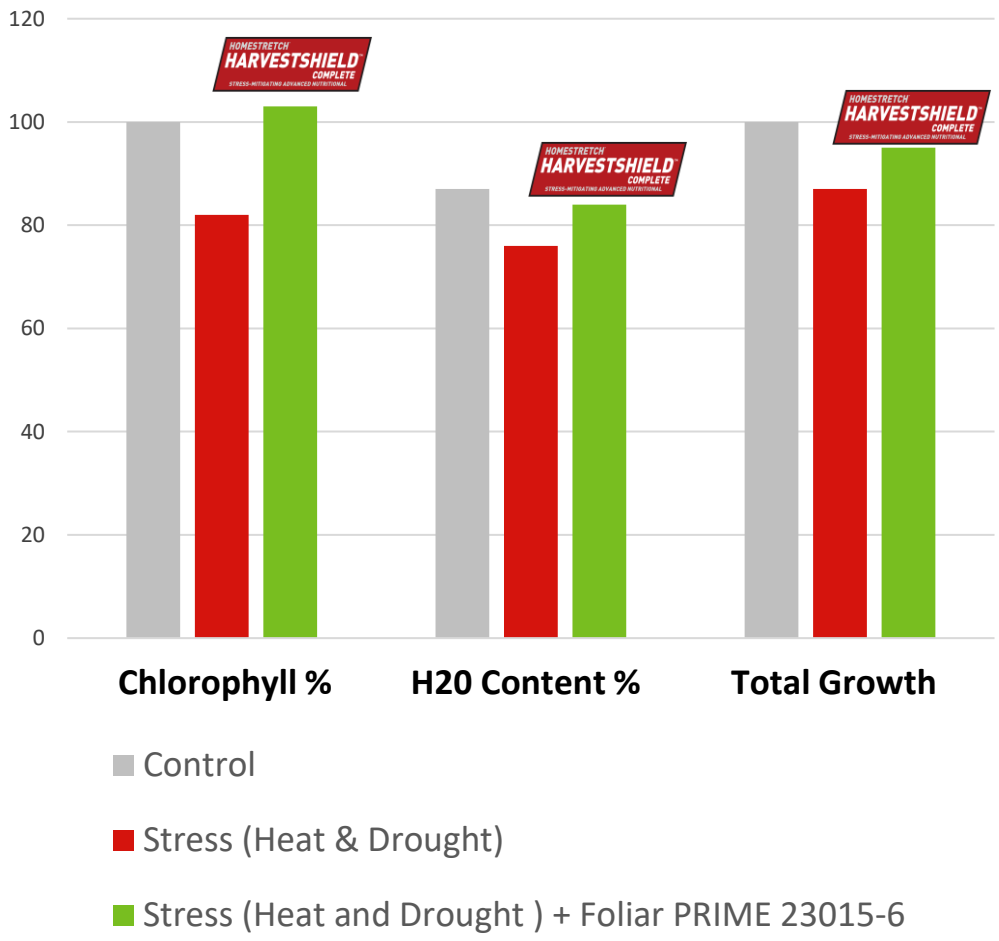

+6.1 bu/a SOY



REVLINE®

HOPPER THROTTLE™ CORN

PLANTER BOX TREATMENT

POWERED BY ETHER™ ENZYME TECHNOLOGY

Today 7:45 AM

Same hybrid took 24 rows length of the field on all 4 entries.

+6bu
-2bu
+12bu
+14bu

+7bu/ac

Buddy of mine [redacted] he lives in Pella. You met in Dow City that day.

High yielding 250+ I'll try and get some monitor data from him on it.

Hopper Throttle with Ether

Today 5:22 PM

Touch clay side hill.

211-11 hopper Throttle 211.8 bu/ac

211-11 untreated
200.5 bu/ac

10 acre trial

+11bu/ac

That's pretty solid!!!

Any visible difference on plant healthy or standability?

Read 5:26 P

Hopper throttle was .2% wetter but both had solid appearances

2:44 LTE

Reports | Reports

Yield Analysis by Hybrid
2024 Corn • All Operations (6)

View Yield Map

Hybrid (Harvested ac) | Avg Yield (bu/ac)

Avg: 239

A643-24 VT2 (54.5)	256
A641-85ht (59.4)	251
A641-85TRCRIB (55.6) AgriGold	237

+14bu/ac



Full meristem program on that acre + y drop and the r5 finisher

ME

Green corn until killing frost. Love it.

First report Hopper Throttle corn from one of my guys was +8

Channel	211-42	SSP	111	No ST		2080	16.7	16.7		3	57.1	245.8
Channel	211-42	SSP	111	Meristem	W	2260	16.6			3	57.8	267.4
Channel	211-57	STX	111	No ST		2080	14.7	14.6		3	62.3	251.7
Channel	211-57	STX	111	Meristem	W	2140	14.5			3	62.0	259.6
Channel	212-40	VT4P	112	No ST		2220	14.8	14.7		3	59.6	268.4
Channel	212-40	VT4P	112	Meristem	W	2240	14.5			3	60.1	271.7

REVLINE® HOPPER THROTTLE™ SOYBEAN PLANTER BOX TREATMENT

POWERED BY ETHER™ ENZYME TECHNOLOGY

REVLINE® HOPPER THROTTLE™ CORN PLANTER BOX TREATMENT

POWERED BY ETHER™ ENZYME TECHNOLOGY

INTENT FarmerTrials® Results – 1 Season of Trialing

Soybeans +3.1bu/A

75% win-rate

+3.1 Bu/A advantage*

+9.6% Total root area

+5.7% Rooting depth

+19.4% Leaf tissue iron (Fe) concentrations (ppm)

+21.5% Leaf tissue iron (Mn) concentrations (ppm)

16 locations in 7 states, large acreage side by sides

Corn +7.1bu/A

80% win-rate

+7.1 Bu/A win advantage*

+6.2% Total root area

+9.0% Nodal root length

+17.5% Leaf tissue iron (Fe) concentrations (ppm)

+12.6% Leaf tissue manganese (Mn) concentrations (ppm)

20 locations in 7 states, large acreage side by sides

Terrasym is a component of RHT. Source: New Leaf Symbiotics

REVLINE®

HOPPER THROTTLE™ CORN

PLANTER BOX TREATMENT

POWERED BY ETHER™ ENZYME TECHNOLOGY

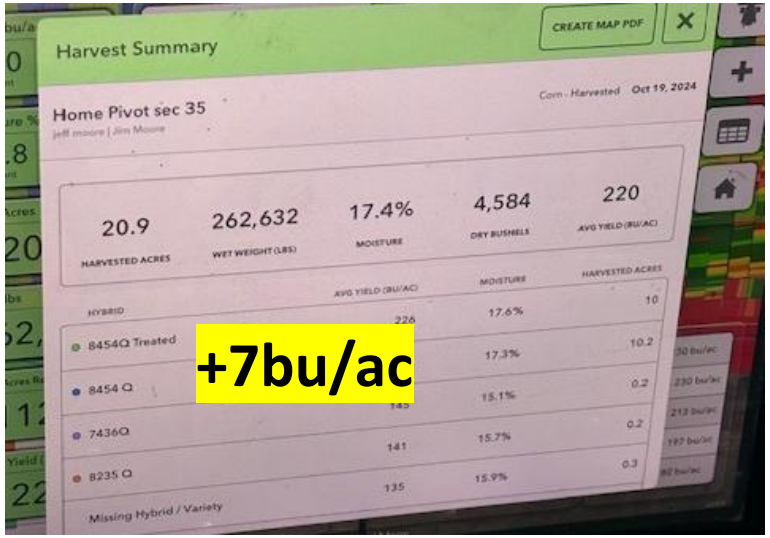

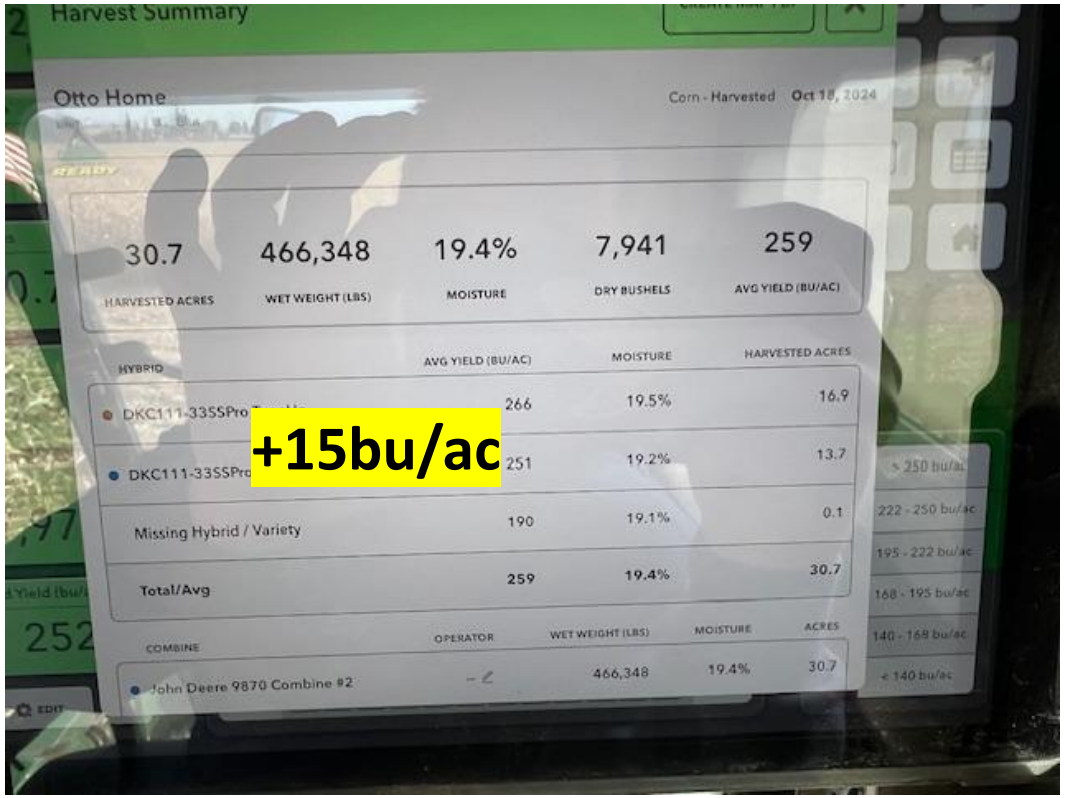

DO NOT DISTRIBUTE! PLOT HAS NOT BEEN FINALIZED!

Murdoch Corn on Soybean
Orleans, NE — Harlan Co.

PLANTED: 05/14/2024
HARVESTED: 10/19/2024
ROW WIDTH: 30.0 inches
POPULATION: 34,000
SOIL TEXTURE: Silt Loam
TILLAGE: No-Till
HERBICIDE: None

PREVIOUS CROP: Soybeans
RAINFALL: Irrigation

Fertilizer	N	P	K	S	Zn
A					

E: None

#1@ 294bu/ac

Company	Brand	Entry Order	Rows No.	Rows Length	Grain Weight	% Mois.	Test Wt.	% Lodg.	Actual Yield[1]	Check Adj.	Adj. Yield[1]	Rank
BECK'S	6374V2P Hopper Throttle	21	6	1080	6100.0	14.5	--	--	294.6	--	--	1
Pioneer	P1170AM	13	6	1080	5940.0	13.4	--	--	290.6	--	--	2
BECK'S	6374V2P	1	6	1080	5940.0	13.5	--	--	290.2	--	--	3
Brevant	B09C43PCE	4	6	1080	5700.0	10.9	--	--	286.9	--	--	4
BECK'S	6081AM™*	10	6	1080	5840.0	13.5	--	--	285.4	--	--	5
BECK'S	5864PCE	2	6	1080	5820.0	13.4	--	--	284.7	--	--	6
Brevant	B10H24AM	6	6	1080	5700.0	12.0	--	--	283.3	--	--	7
Pioneer	P13777PCE	20	6	1080	5940.0	15.7	--	--	282.9	--	--	8
Brevant	B10Y21V	9	6	1080	5780.0	13.5	--	--	282.4	--	--	9
BECK'S	6374V2P	36	6	1080	5840.0	14.5	--	--	282.1	--	--	10
Brevant	B13K20AM	19	6	1080	5900.0	15.6	--	--	281.3	--	--	11
Pioneer	P16544PCE	30	6	1080	5860.0	15.9	--	--	278.4	--	--	12
BECK'S	6280TCV2P	14	6	1080	5700.0	13.7	--	--	277.9	--	--	13
BECK'S	6973TCV2P	35	6	1080	6000.0	18.0	--	--	277.9	--	--	14
Channel	216-82VT2P	29	6	1080	5760.0	14.9	--	--	276.9	--	--	15
BECK'S	6064AM™*	8	6	1080	5520.0	11.9	--	--	274.7	--	--	16
Brevant	B14R22AML	22	6	1080	5700.0	14.7	--	--	274.7	--	--	17
Dekalb	DKC114-43	23	6	1080	5740.0	15.3	--	--	274.6	--	--	18
BECK'S	6374V2P	18	6	1080	5620.0	14.3	--	--	272.1	--	--	19
Channel	218-66VT2PRIB	33	6	1080	5940.0	19.0	--	--	271.8	--	--	20
Dekalb	DKC62-89	15	6	1080	5600.0	14.2	--	--	271.4	--	--	21
BECK'S	6485SX	26	6	1080	5700.0	15.9	--	--	270.8	--	--	22
Pioneer	P1742PCE	32	6	1080	5640.0	15.4	--	--	269.5	--	--	23
BECK'S	6585TCV2P	28	6	1080	5660.0	15.7	--	--	269.5	--	--	24
Dekalb	DKC119-30VT4	34	6	1080	5700.0	16.4	--	--	269.2	--	--	25
Channel	212-02VT2PRIB	16	6	1080	5500.0	13.9	--	--	267.5	--	--	26
BECK'S	6041Q™*	5	6	1080	5480.0	13.7	--	--	267.2	--	--	27
Channel	210-08VT2PRIB	7	6	1080	5320.0	11.2	--	--	266.9	--	--	28
BECK'S	6574TCV2P	27	6	1080	5560.0	15.3	--	--	266.0	--	--	29
Channel	211-70TRE	11	6	1080	5380.0	12.9	--	--	264.7	--	--	30
BECK'S	6469V2P	24	6	1080	5540.0	15.5	--	--	264.4	--	--	31
BECK'S	6256Q™*	17	6	1080	5400.0	13.8	--	--	262.9	--	--	32
Dekalb	DKC117-78	31	6	1080	5600.0	16.9	--	--	262.9	--	--	33
Pioneer	P14830AML	25	6	1080	5440.0	14.8	--	--	261.8	--	--	34
BECK'S	5871AM™*	3	6	1080	5240.0	11.8	--	--	261.1	--	--	35
BECK'S	6128V2P	12	6	1080	5380.0	14.3	--	--	260.5	--	--	36

REVLINE®

HOPPER THROTTLE™ CORN

PLANTER BOX TREATMENT

POWERED BY ETHER™ ENZYME TECHNOLOGY

Summary | Equipment | Weather | Setup

Yield	Total Yield
210.3 bu/ac	210.3 bu/ac
Moisture 15.4%	Throughput 3,577.7 bu/hr

Variety **Yield**

+16bu/ac

P14830 Revline	215.3 bu/ac
P14830VYHR	199.0 bu/ac

Totals/Averages

Total Wet Weight	1,567,362.5 lb
Throughput (Wet)	201381.7 lb/hr

Region Summary

106.2 Harvested (ac)	21.8% Moisture	288 Avg Yield (bu/ac)	30,547 Yield (bu)

Hybrid	Area (ac)	Avg Yield (bu/ac)
DKC63-91 RIB HT	13.1	303
DKC63-91RIB	13.5	295
6585TCV2P	1.5	292
6081 AM HT	33.6	287
6081AM	42.3	281

+8bu/ac

+6bu/ac

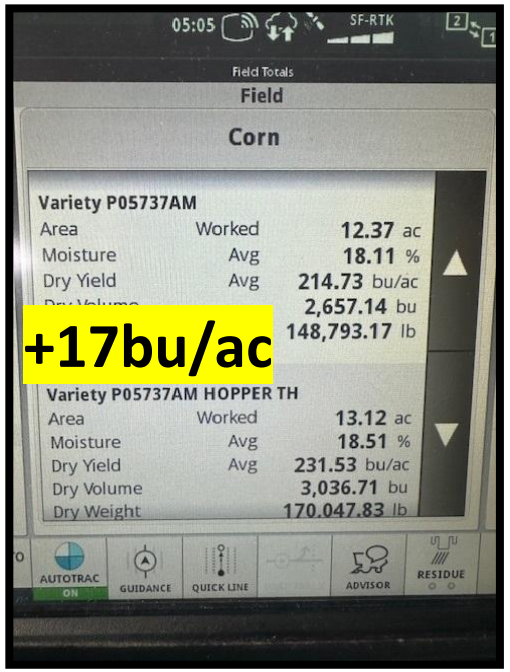

+17bu/ac

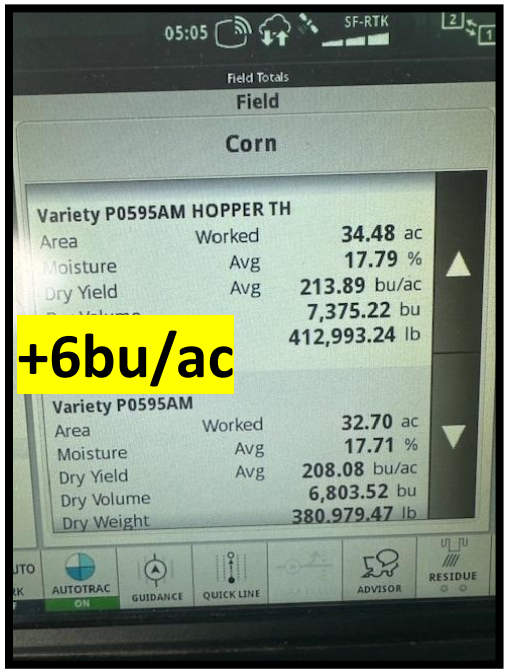

+6bu/ac

THE NUMBERS DON'T LIE

Treatments	Plant population per A (V3 stage)	Vigor	Phytotoxicity	SDS FDS R5 Stage	Yield (Bu/A)
Industry Seed Treatment Package	88862.4	5.25	0.5	5.56	60.26
Revline Hopper Throttle Soy	99752.4	6	0	3.33	70.92
P-value	0.3641	0.52875	0.04533	0.02381	0.14232

MERISTEM CROP PERFORMANCE

IOWA STATE UNIVERSITY

+10.6 bu/ac advantage *with* REVLINE® HOPPER THROTTLE™ SOYBEAN PLANTER BOX TREATMENT

+10.6 bu/ac Advantage!

- 59% decrease in disease foliar index score on SDS
- Improved stand establishment
- Improved vigor score
- Eliminated phytotoxicity

Results from 2023 Iowa State University Field Test

REVLINE®

HOPPER THROTTLE™

SOYBEAN

PLANTER BOX TREATMENT

POWERED BY ETHER™ ENZYME TECHNOLOGY

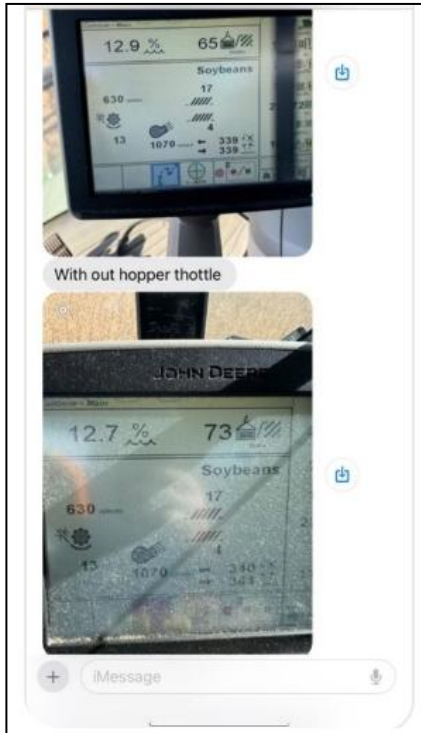

"Top is without HT. Botttom with. Running about 5+ bushel most of time up to +10. "

PIONEER.

UNLEASH PIONEER® BRAND Z SERIES SOYBEANS

See the latest yield results from Northeast IL. We know our products are locally field tested for consistent, high-yielding performance, but if you needed convincing, check out our results:

PLOT NAME	LOCATION
PLANTING DATE	**HARVEST DATE**
5/8/2024	9/30/2024

ENTRY #	BRAND	VARIETY	YIELD RANK	MOISTURE	INCOME/ ACRE	YIELD (BU/A)
1	Pioneer	P18Z01E	2	13.3	$835	83.5
2	Pioneer	P21Z71E	5	13.2	$786	78.6
3	Pioneer	P23Z82E	4	13.2	$792	79.2
4	Pioneer	P25A16E	10	13.2	$747	74.7
5	Pioneer	P28Z30E	7	13.5	$783	78.3
6	Pioneer	P28Z89E	8	13.8	$761	76.1
7	Pioneer	P31Z03E	3	14.5	$812	81.2
8	Pioneer	P31A73E	11	14.3	$662	66.2
9	Pioneer	P32Z91E	6	14.6	$785	78.5
10	Pioneer	P35Z76E	9	14.7	$752	75.2
11	Pioneer	P37Z06E	1	14.0	$843	84.3

Hopper Box Treatment Study with P28Z89E

BRAND	SUPPLIER	YIELD RANK	MOISTURE	YIELD (BU/A)
	Untreated	3	13.6	74.7
REVLINE SOYBEAN	Meristem	1	13.8	82.7

+8bu/ac

#1 in plot

FIND THE BEST PRODUCTS AND GET MORE FROM YOUR ACRES

Talk to your local Pioneer sales representative about your 2025 seed needs and to review the latest plot data and yield results for your area.

Visit **https://www.pioneer.com/us/sales-representatives/my-local-team.html** to find your local team and learn more about the products that can help boost yield potential on your acres.

CORTEVA agriscience

PIONEER.

Took soybean plot out yesterday. Had 2 Asgrow varieties with Hopper Throttle and without.

26XF1 - 2.8 bu advantage
27XF3 - 5.3 and 1.9 bu advantage

Can't wait to get into the corn.

+2-5bu/a

Love it

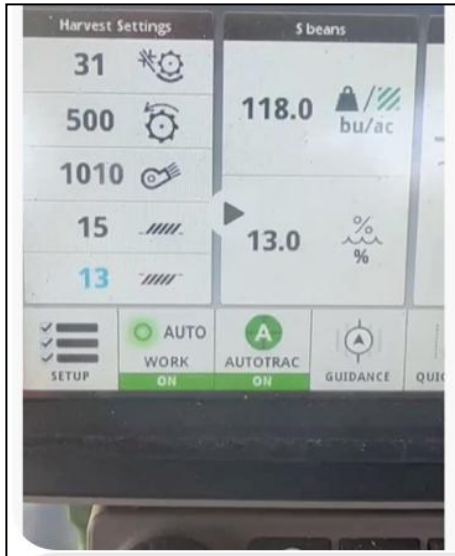

Most of the high yield program

REVLINE®

HOPPER THROTTLE™

SOYBEAN

PLANTER BOX TREATMENT

POWERED BY ETHER™ ENZYME TECHNOLOGY

Harvest Soybeans
Oct 6, 2024

Variety Equipment Operator

Client Farm Field Variety Equipment Operat

Variety	Yield	Total Yield	Wet Weight
---	21 bu/ac	2 bu	1,286.0 lb/ac
3724 HOPPER	60 bu/ac	1,473 bu	3,615.7 lb/ac
G3724XF	52 bu/ac	1,283 bu	3,100.1 lb/ac
Totals/Averages	56 bu/ac	2,758 bu	3,351.9 lb/ac

+8bu/ac

Today 1:54 PM



Left 1/2 of each picture has extra talc. Right 1/2 doesn't

Harvest Soybeans
Oct 5, 2024

Variety Equipment Operator

Client Farm Field Variety Equipment Operat

Variety	Yield	Total Yield	Wet Weight
---	35 bu/ac	13 bu	2,143.6 lb/ac
3724 HOPPER	61 bu/ac	5,803 bu	3,675.4 lb/ac
AG38	56 bu/ac	1,584 bu	3,375.0 lb/ac
G3724XF	56 bu/ac	4,326 bu	3,379.0 lb/ac
Totals/Averages	59 bu/ac	11,726 bu	3,516.4 lb/ac

+5bu/ac

REVLINE®
HOPPER THROTTLE™
SOYBEAN
PLANTER BOX TREATMENT

POWERED BY
ETHER™
ENZYME TECHNOLOGY

Ether + Carbon

+8-17bu/ac

Just talked to one [redacted] dealers! Naked beans with 8bs humic. RHT soy and harvest shield complete 87 bu per acre. Untreated 70 bu per acre

Unreal!! That is awesome

HOMESTRETCH
HARVESTSHIELD™
COMPLETE
STRESS-MITIGATING ADVANCED NUTRITIONAL





59 year no till with fall manure. Split with RHT

2 years ago the farm averaged 311 with the same hybrid.

REVLINE® HOPPER THROTTLE™ CORN PLANTER BOX TREATMENT

POWERED BY ETHER™ ENZYME TECHNOLOGY

200#N
242.3

REVLINE® HOPPER THROTTLE™ CORN PLANTER BOX TREATMENT

POWERED BY ETHER™ ENZYME TECHNOLOGY

N-fixing competitor
200#N
237.3

Check
240#N
240.8

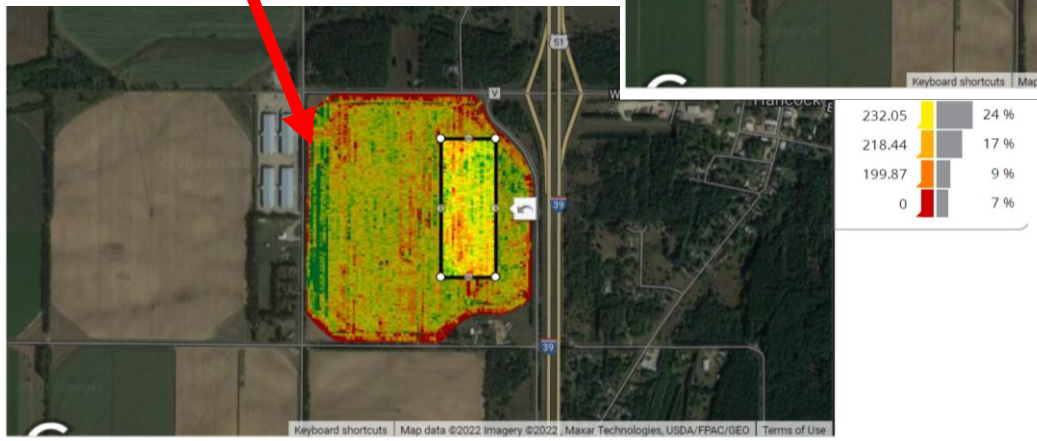

Comp @ 200# N	237.3bu/ac
Check @ 240# N	240.8bu/ac
RHTC @ 200#N	242.3bu/ac

RHTC +5.0bu/ac vs Comp

REVLINE® HOPPER THROTTLE™ CORN PLANTER BOX TREATMENT

POWERED BY ETHER™ ENZYME TECHNOLOGY

REVLINE® HOPPER THROTTLE™ CORN PLANTER BOX TREATMENT

POWERED BY ETHER™ ENZYME TECHNOLOGY

REVLINE® HOPPER THROTTLE™ SOYBEAN PLANTER BOX TREATMENT

POWERED BY ETHER™ ENZYME TECHNOLOGY

Mike's

Harvest Corn

Varieties	Area Harvested	Moisture	Trash	Dry Yield
A639-70STX-M	15.3 ac	16.1 %	---	238 bu/ac
A639-70STXRIB	16.8 ac	16 %	---	234.27 bu/ac
Totals/Averages	**32.1 ac**	**16.1 %**	**---**	**236.05 bu/ac**

Home

Harvest Corn

Varieties	Area Harvested	Moisture	Trash	Dry Yield
A639-70STX-M	32.8 ac	15.6 %	---	243.27 bu/ac
A639-70STXRIB	31.8 ac	15.6 %	---	238.33 bu/ac
Totals/Averages	**64.6 ac**	**15.6 %**	**---**	**240.84 bu/ac**

GUARDXII™

CRW PROTECTION + ROOT REGEN

2024 5 Silage Cks

Avg: +3.38 T/Ac

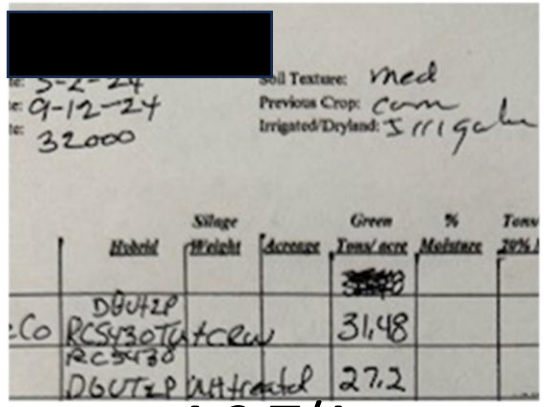
[redacted]

Soil Texture: med
Previous Crop: corn
Irrigated/Dryland: Irrigated

Hybrid	Silage Weight	Acreage	Green Tons/acre	% Moisture	Tons 70%
DGUT2P			[redacted]		
RC5430 Tut+CRW			31.48		
RC5430 DGUT2P	untreated		27.2		

+4.2 T/Ac

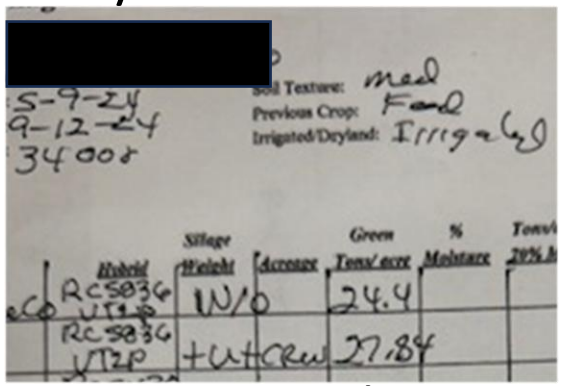
[redacted]

Soil Texture: med
Previous Crop: Feed
Irrigated/Dryland: Irrigated

Hybrid	Silage Weight	Acreage	Green Tons/acre	% Moisture	Tons 70%
RC5836 VT2P	W/O		24.4		
RC5836 VT2P	+UT+CRW		27.84		

+3.4 T/Ac

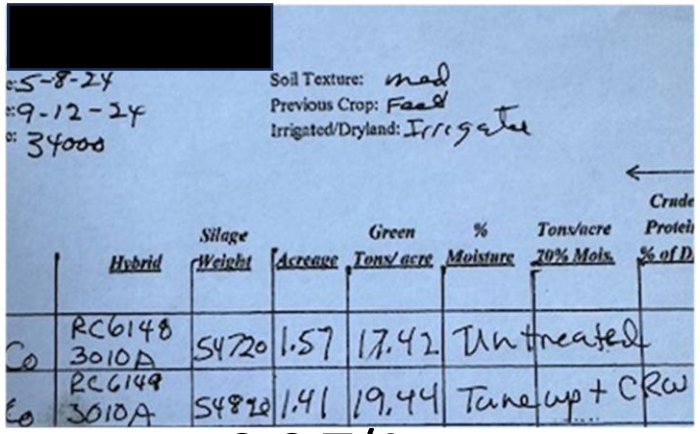
[redacted]

Soil Texture: med
Previous Crop: Feed
Irrigated/Dryland: Irrigated

Hybrid	Silage Weight	Acreage	Green Tons/acre	% Moisture	Tons/acre 70% Mois.	Crude Protein % of D
RC6148 3010A	54720	1.57	17.42	Untreated		
RC6148 3010A	54820	1.41	19.44	Tune up + CRW		

+2.0 T/Ac

RHT silage corn in sterling co. And no he isn't a little person. 37 k plants per acre 36 ton. Rode with the chopper and he said it was best silage he has cut.

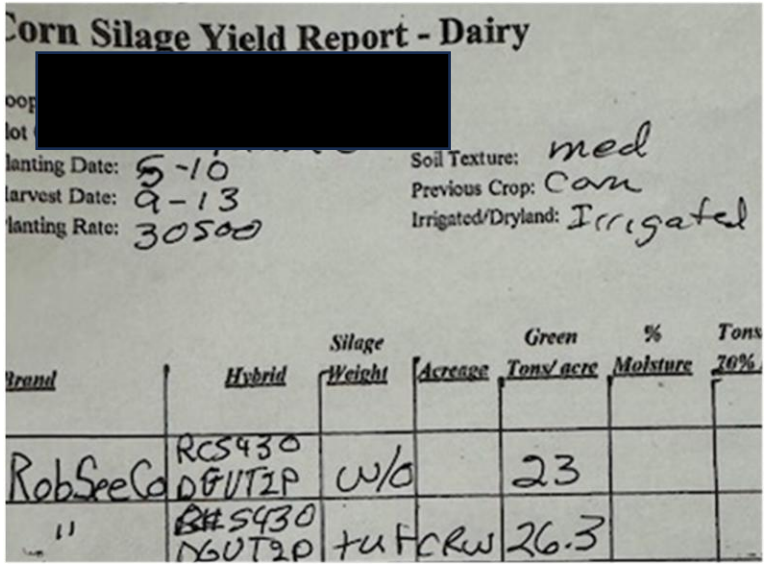
Corn Silage Yield Report - Dairy

[redacted]

Planting Date: 5-10
Harvest Date: 9-13
Planting Rate: 30500

Soil Texture: med
Previous Crop: Corn
Irrigated/Dryland: Irrigated

Brand	Hybrid	Silage Weight	Acreage	Green Tons/acre	% Moisture	Tons 70%
RobSeeCo	RC5430 DGUT2P	W/O		23		
"	RC5430 DGUT2P	+UT+CRW		26.3		

+3.3 T/Ac

+4.0 T/Ac

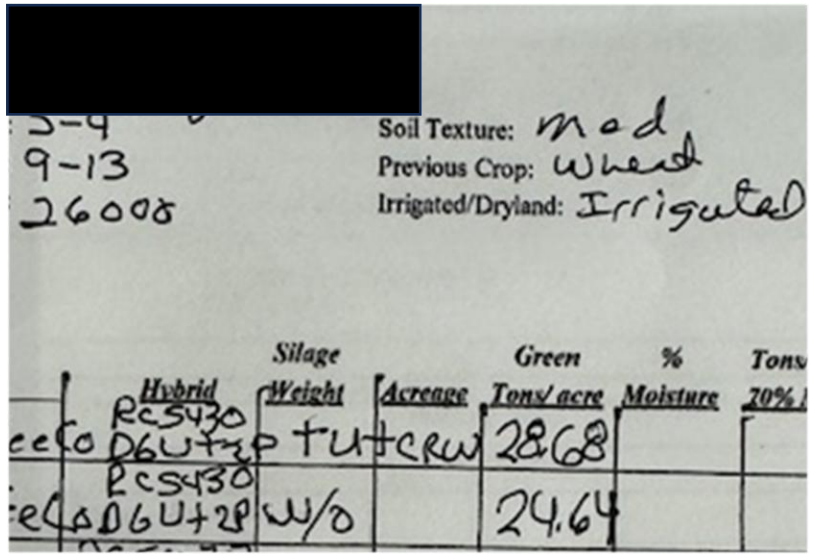
[redacted]

Soil Texture: med
Previous Crop: Wheat
Irrigated/Dryland: Irrigated

Hybrid	Silage Weight	Acreage	Green Tons/acre	% Moisture	Tons 70%
RC5430 DGUT2P	+UT+CRW		28.68		
RC5430 DGUT2P	W/O		24.64		

REVLINE® HOPPER THROTTLE™ CORN PLANTER BOX TREATMENT

REVLINE® HOPPER THROTTLE™ SOYBEAN PLANTER BOX TREATMENT

POWERED BY ETHER™ ENZYME TECHNOLOGY

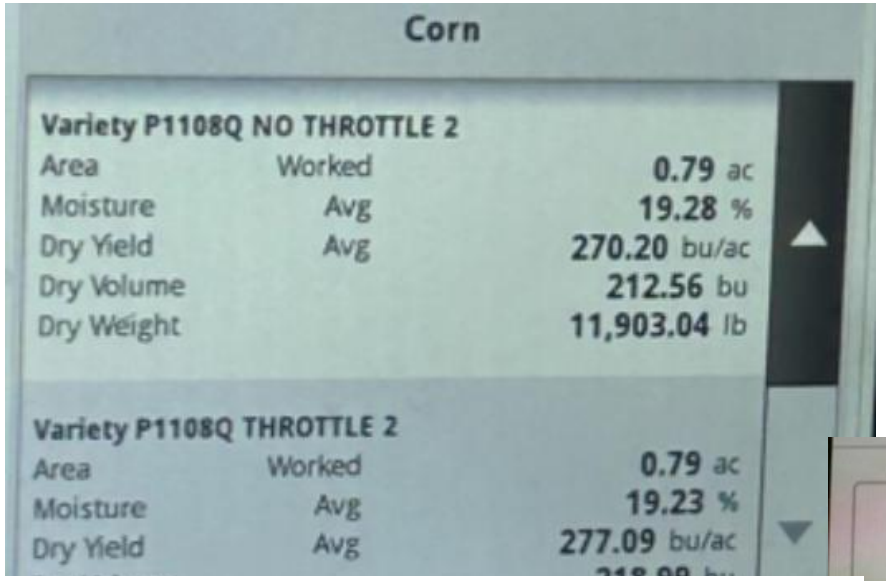

Corn

Variety P1108Q NO THROTTLE 2		
Area	Worked	0.79 ac
Moisture	Avg	19.28 %
Dry Yield	Avg	270.20 bu/ac
Dry Volume		212.56 bu
Dry Weight		11,903.04 lb

Variety P1108Q THROTTLE 2		
Area	Worked	0.79 ac
Moisture	Avg	19.23 %
Dry Yield	Avg	277.09 bu/ac

Load	Active Load	Error:	Acres:	Bushels:	Moist:	Yield:
4	Lbs: 47,803	--	2.741	745	26.1%	272
3	Name: Load 3					
	Actual: 0	Error:	Acres:	Bushels:	Moist:	Yield:
	Lbs: 14,532	--	0.817	227	25.8%	278
2	Name: Load 2 RHTC					
	Actual: 0	Error:	Acres:	Bushels:	Moist:	Yield:
	Lbs: 14,486	--	0.815	230	24.6%	283
1	Name: Load 1					
	Actual: 0	Error:	Acres:	Bushels:	Moist:	Yield:
	Lbs: 637,656	--	37.00	10,062	25.2%	272

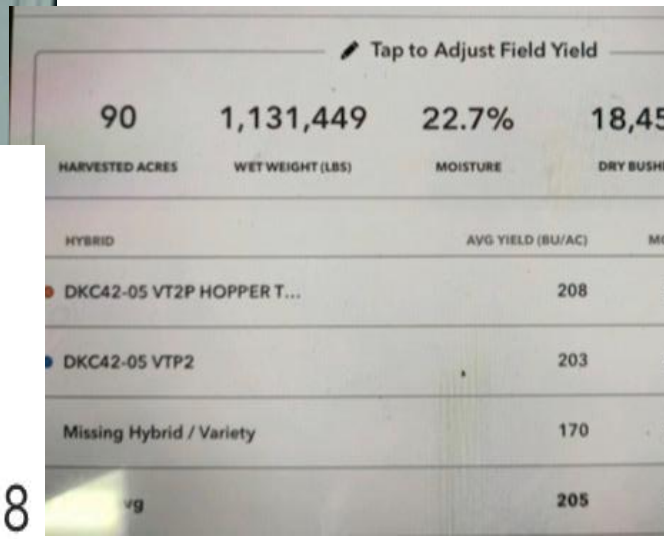

Tap to Adjust Field Yield

90	1,131,449	22.7%	18,45
HARVESTED ACRES	WET WEIGHT (LBS)	MOISTURE	DRY BUSH

HYBRID	AVG YIELD (BU/AC)
DKC42-05 VT2P HOPPER T...	208
DKC42-05 VTP2	203
Missing Hybrid / Variety	170
vg	205



SEED TREATMENT	AVG YIELD (BU/AC)	MOISTURE
Revline Corn Talc	174	22.1%
No Seed Treatment	170	22.3%
Total/Avg	172	22.2%

[redacted] "this $hit works!"

Verbally told [redacted] conservative 8 bu on corn & 5 on soybeans.

[redacted]

happy with the response and impressed with visual positive start and plant health.

REVLINE® HOPPER THROTTLE™ CORN PLANTER BOX TREATMENT

POWERED BY ETHER™ ENZYME TECHNOLOGY

REVLINE® HOPPER THROTTLE™ SOYBEAN PLANTER BOX TREATMENT

POWERED BY ETHER™ ENZYME TECHNOLOGY

1577	Revere	794.0	120	2200	60.3	16.6	211.5
1577t	Revere Rev	793.0	120	2320	60.8	17.6	220.6

DKC70-27VT2PRIB RE...	214	14.2%	9.3
DKC70-27RIB	207	14.2%	9.5

Hancock County

[redacted]

Planting Date 05/13/2023

Harvest Date 10/18/2023

Population: 33,000

Prev. Crop: Soybeans

Irrigation: Dryland

** Preliminary Data **

Rank	Brand	Hybrid	Yield	H20	Test Weight	
2	AgriGold	A642-59VT2RIB	223.1	21.0		Seed Coat
1	AgriGold	A642-59VT2RIB	235.4	20.0		Hopper Throttle
		Plot Averages:	229.3	20.5	.0	
		Check Averages:			.0	

Same variety, same field, only difference is revline hopper throttle on a portion of the field. Doesn't even look like the same bean, coloration is different and the yield jumps up 10 bushels in the beans treated with hopper throttle!

Awesome [redacted] Thx for sharing.

[redacted]

REVLINE® HOPPER THROTTLE™ CORN PLANTER BOX TREATMENT

REVLINE® HOPPER THROTTLE™ SOYBEAN PLANTER BOX TREATMENT

ETHER™ POWERED BY ENZYME TECHNOLOGY

Also have a [redacted] that had field checks of 33 ton per acre with RHT and 30 ton check.

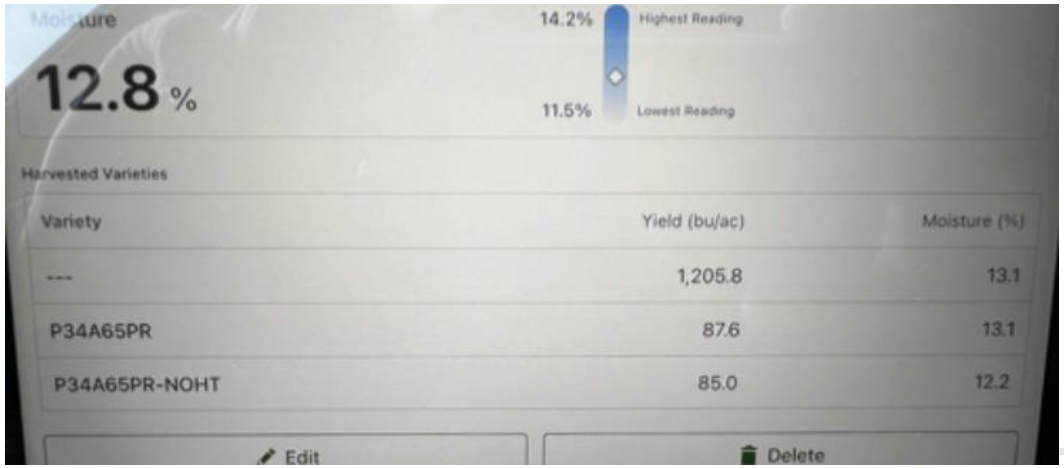

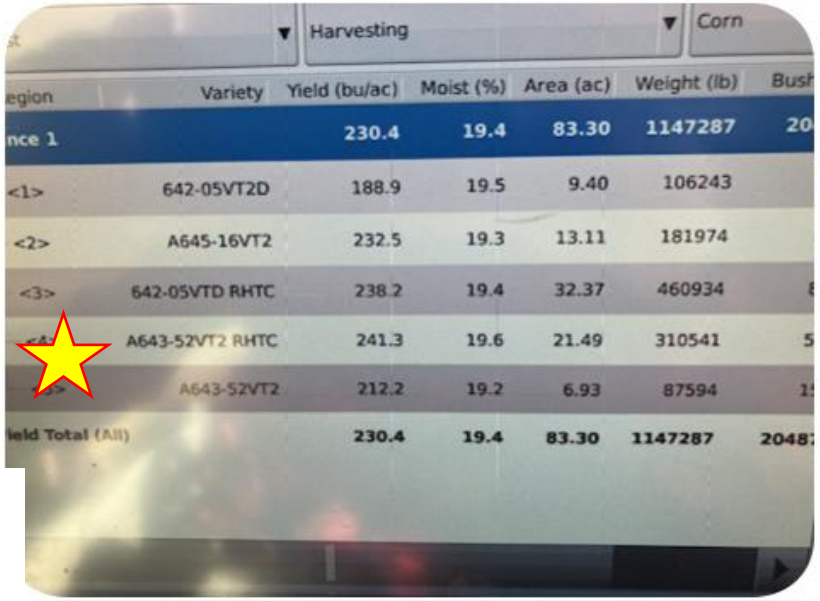

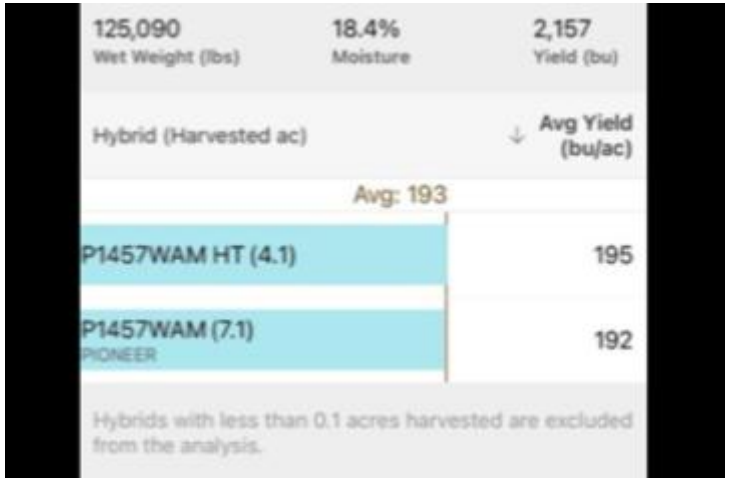

Awesome. Thanks. Keep me posted

Pretty substantial results in the hills

>10bu/ac? I've had several over 20

Read 11:35 AM

10-20

ignore the 642-05 - that was end rows and trees. 643-52 revlon was split 15ac across middle of the field vs untreated. Was noticeable from the cab the plant difference

REVLINE® HOPPER THROTTLE™ CORN PLANTER BOX TREATMENT
POWERED BY ETHER™ ENZYME TECHNOLOGY

REVLINE® HOPPER THROTTLE™ SOYBEAN PLANTER BOX TREATMENT
POWERED BY ETHER™ ENZYME TECHNOLOGY

VARIETY	AVG YIELD (BU/AC)
2321RXF REV	93.7
2321RFX	90.1
[illegible]	90.8

3.8bu better soy so far on that talc bucket with buttons u sold me. Dad wants more

Hell ya! Let's gooo!

Delivered

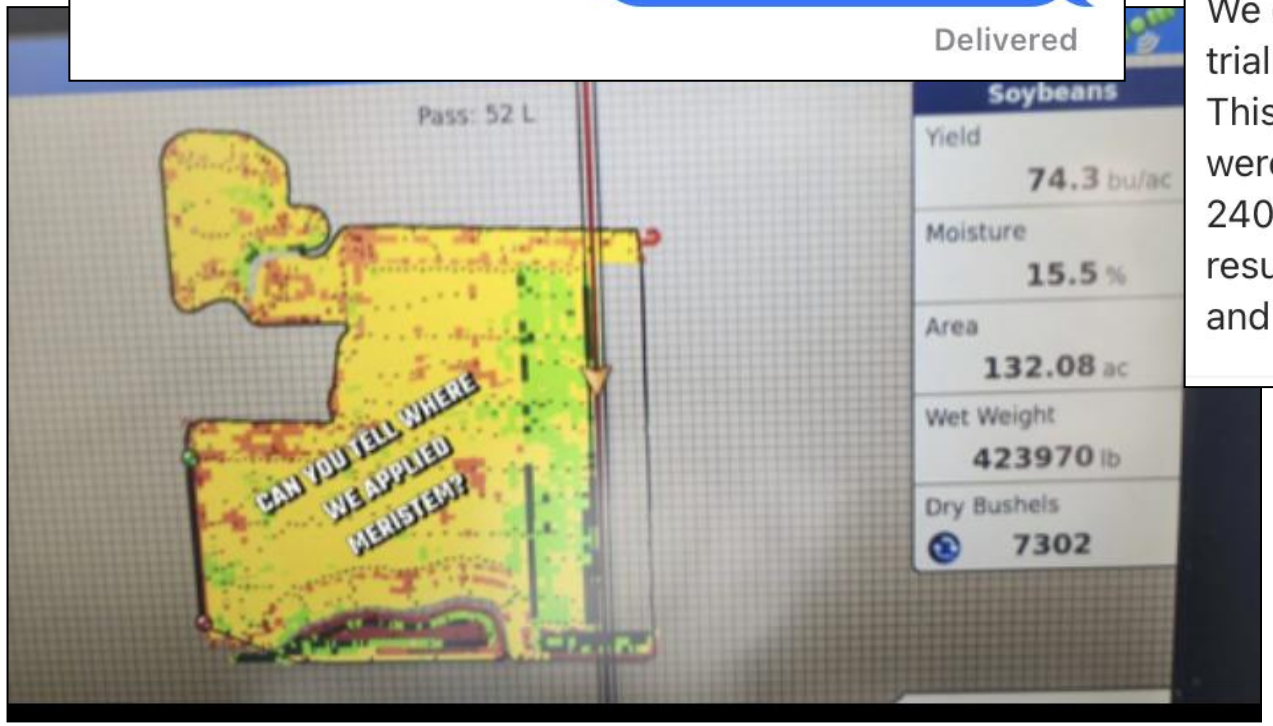

2:03 PM

[redacted]

We did ten side by sides and every trial was 25 plus bushels difference! This text is on the hillside the others were down on the flat running 240-270 bushel and had the same results. We will pull it all of the monitor and get it entered

over the weekend. Fields have been phenomenal. I'm not sure if it's the hopper throttle, the weather or just that I am an amazing farmer.....(I hope you picked up on that sarcasm). I think the hopper throttle has made a difference, just my gut opinion.

Today 12:43 PM

I bought an extra bucket of hopper throttle beans this spring and gave it to [redacted] to try. He was skeptical but used it. I just got a call from him.... He said I'm not sure what was in that bucket you gave me but I want more of that stuff next year.

Thanks for the feedback

Text Message
Today 1:53 PM

[redacted]

192.9 without ht

217.8 with HT Webster farm

It's going on every fucking acre

REVLINE® HOPPER THROTTLE™ CORN PLANTER BOX TREATMENT

POWERED BY ETHER™ ENZYME TECHNOLOGY

REVLINE® HOPPER THROTTLE™ SOYBEAN PLANTER BOX TREATMENT

POWERED BY ETHER™ ENZYME TECHNOLOGY

4 People

BT

The hopper throttle was 1 point dryer and .2 dry tons more which is are 8.4 bushel

Today 3:11 PM

!!

3 semi loads of treated 636-16 with hopper throttle went 228.2 dry bu.

2 semi loads of untreated 198.4 bu

Today 2:57 PM

Our revline soy hopper was 4.4bu/av better on the 160 we split 50/50. Will get u the map!

Awesome!! Yup- sounds good.

Delivered

Today 8:55 AM

Think I'm sold on soybean hopper throttle young man. This is being conservative but seeing roughly 6 bushel difference on same variety soybean untreated vs treated

That's awesome man!!!

Delivered

Love it!!

iMessage

We haven't combined anything yet beans just about fit and corn still wet. All those Meristem products we use keeping them alive longer

Lol good deal! Hope numbers are big for you

Well my customers have had awesome numbers. Treated beans with RHT were 85 field average. Without 75

Money will be in the beans this year. I haven't heard any yields under 70

Wow that's excellent result

[redacted] fault Client • Default F...

Region Summary

27.1	11.4%	66
Harvested (ac)	Moisture	Avg Yield (bu/ac)

By Variety		Avg Yield	acre
2403XF	Rev	68	12.6
2403XF		63	14.5

REVLINE® HOPPER THROTTLE™ CORN PLANTER BOX TREATMENT
POWERED BY ETHER™ ENZYME TECHNOLOGY

REVLINE® HOPPER THROTTLE™ SOYBEAN PLANTER BOX TREATMENT
POWERED BY ETHER™ ENZYME TECHNOLOGY

Customer just called hopper throttle was 14 better on 214-22STX side by side and 11 better on 1185Q side by side.

Huge!!!

Delivered

24.5	314,955	15.8%	5,605	229
HARVESTED ACRES	WET WEIGHT (LBS)	MOISTURE	DRY BUSHELS	AVG YIELD (BU/AC)

HYBRID	AVG YIELD (BU/AC)	MOISTURE	HARVESTED ACRES
A636-16VT2RIB rev	235	15.8%	11.4
A636-16VT2RIB	224	15.8%	13
tal/Avg	229	15.8%	24.5

MBINE	OPERATOR	WET WEIGHT (LBS)	MOISTURE	ACRES

Summary Equipment Weather Setup

Total Yield
25,857.7 bu

Total Wet Weight
1,566,958.0 lb

Moisture
13.8 %

15.9% Highest Reading
12.8% Lowest Reading

Harvested Varieties

Variety	Yield (bu/ac)	Moisture (%)
---	82.0	15.1
G3490XF	71.6	14.7
G3724XF	77.3	14.0
G3724XF HOPPER(1)	82.7	13.1

Sweet. 2nd check I did on a 40 acre field was 6 bu per acre. Still a nice return.

What's in that bucket? Shit kicked ass on my corn. Easily 10bu/ac. Some spots over 30.

Lot's of goodies!! Glad it's doing well! I'll give u a call

Delivered