

This template is an additional resource for the *Tiny Explorers: Music Makers* book by Miro Tartan.
Follow the instructions in the book to complete this activity.





Tiny Explorers: Music Makers



TEMPLATES







This template is an additional resource for the *Tiny Explorers: Music Makers* book by Miro Tartan.
Follow the instructions in the book to complete this activity.



Annex 1

















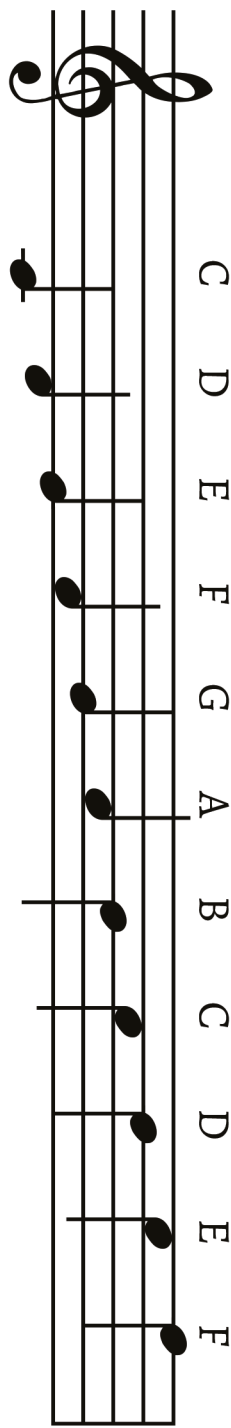








This template is an additional resource for the *Tiny Explorers: Music Makers* book by Miro Tartan.
Follow the instructions in the book to complete this activity.


Annex 2a




C
D
E
F
G
A
B
C
D
E
F

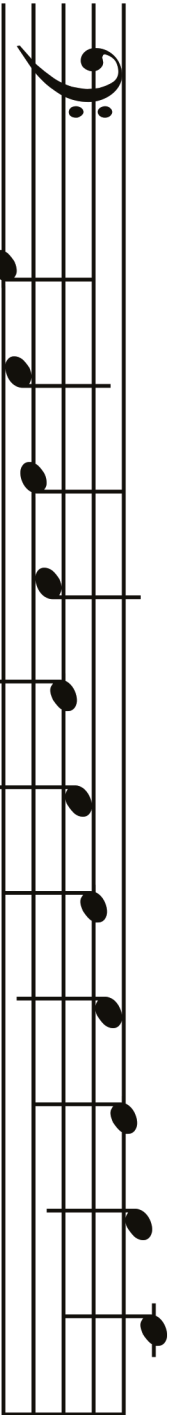




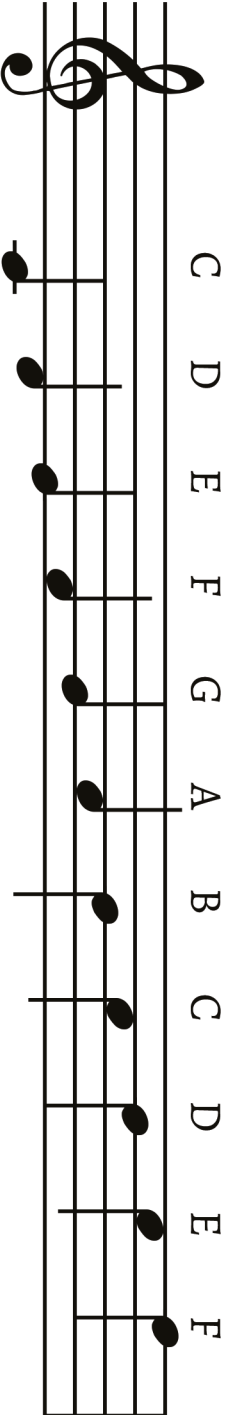




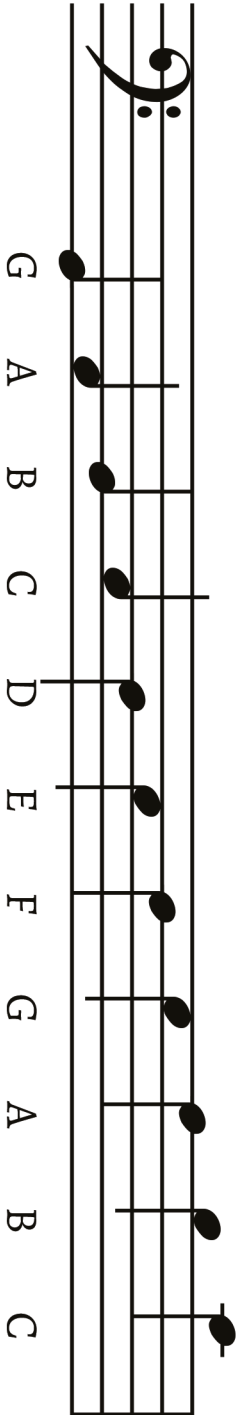
Annex 2b



G A B C D E F G A B C



C D E F G A B C D E F



G A B C D E F G A B C

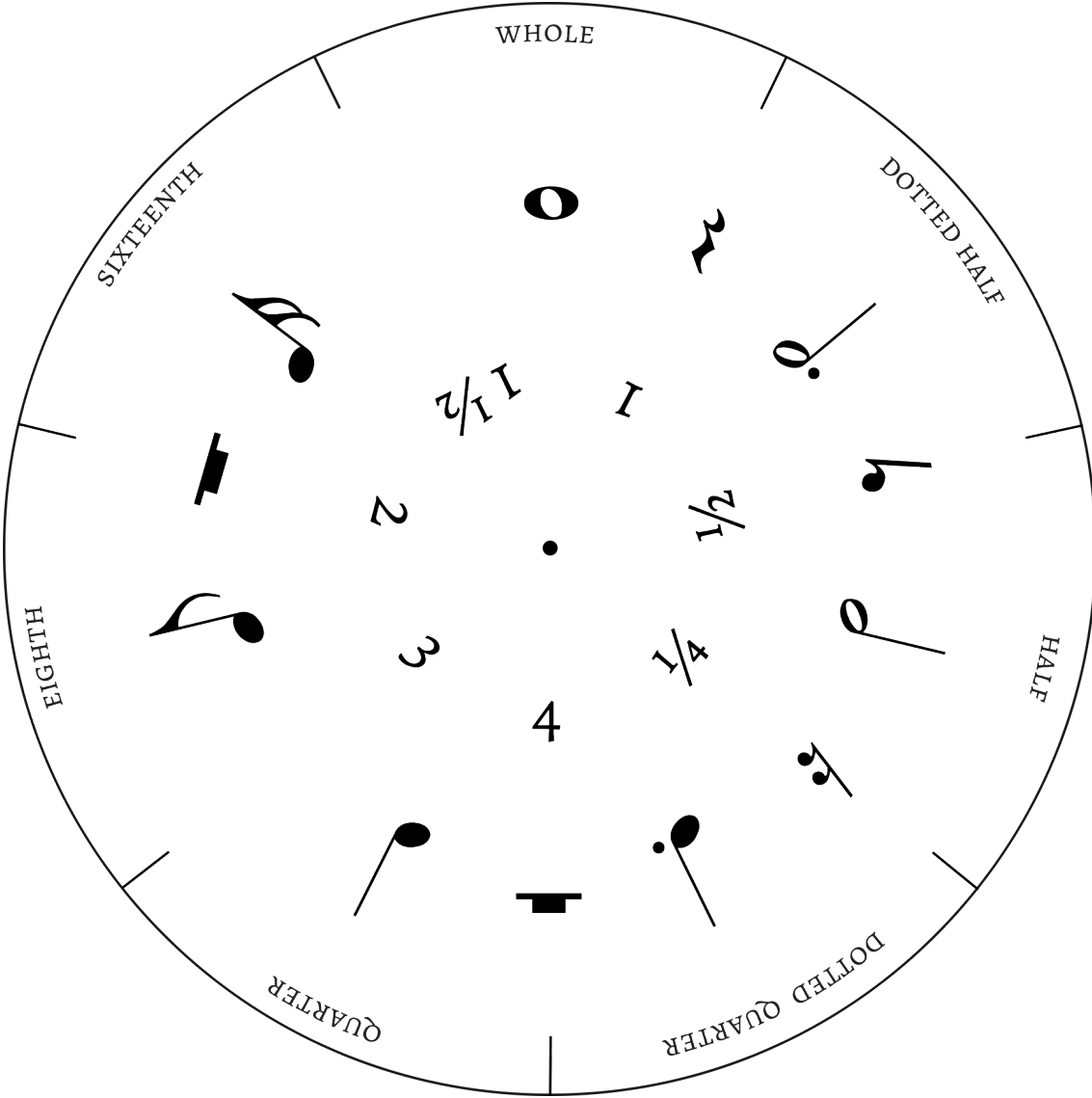
This template is an additional resource for the *Tiny Explorers: Music Makers* book by Miro Tartan.
Follow the instructions in the book to complete this activity.

Annex 3a



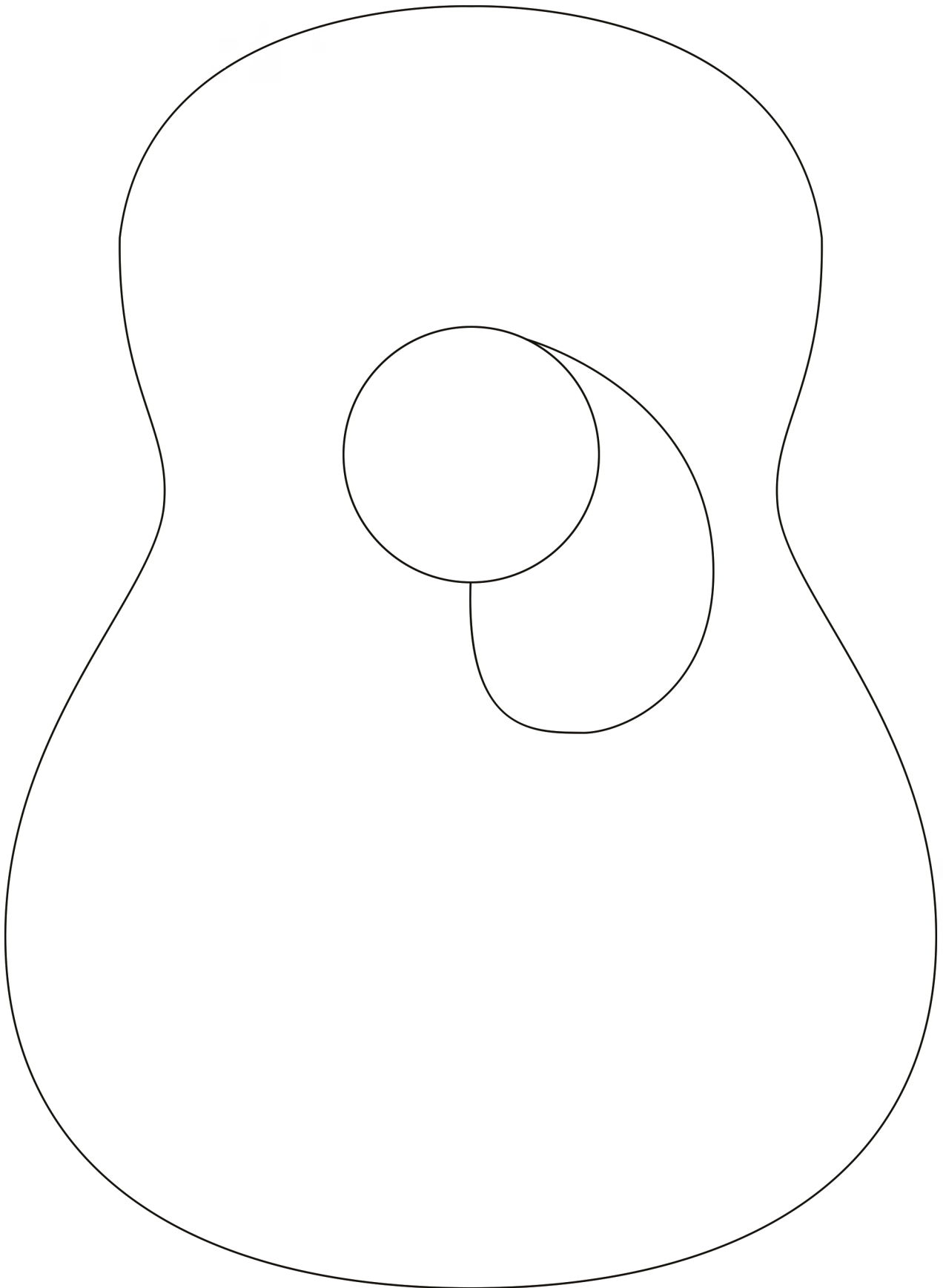
This template is an additional resource for the *Tiny Explorers: Music Makers* book by Miro Tartan.
Follow the instructions in the book to complete this activity.

Annex 3b

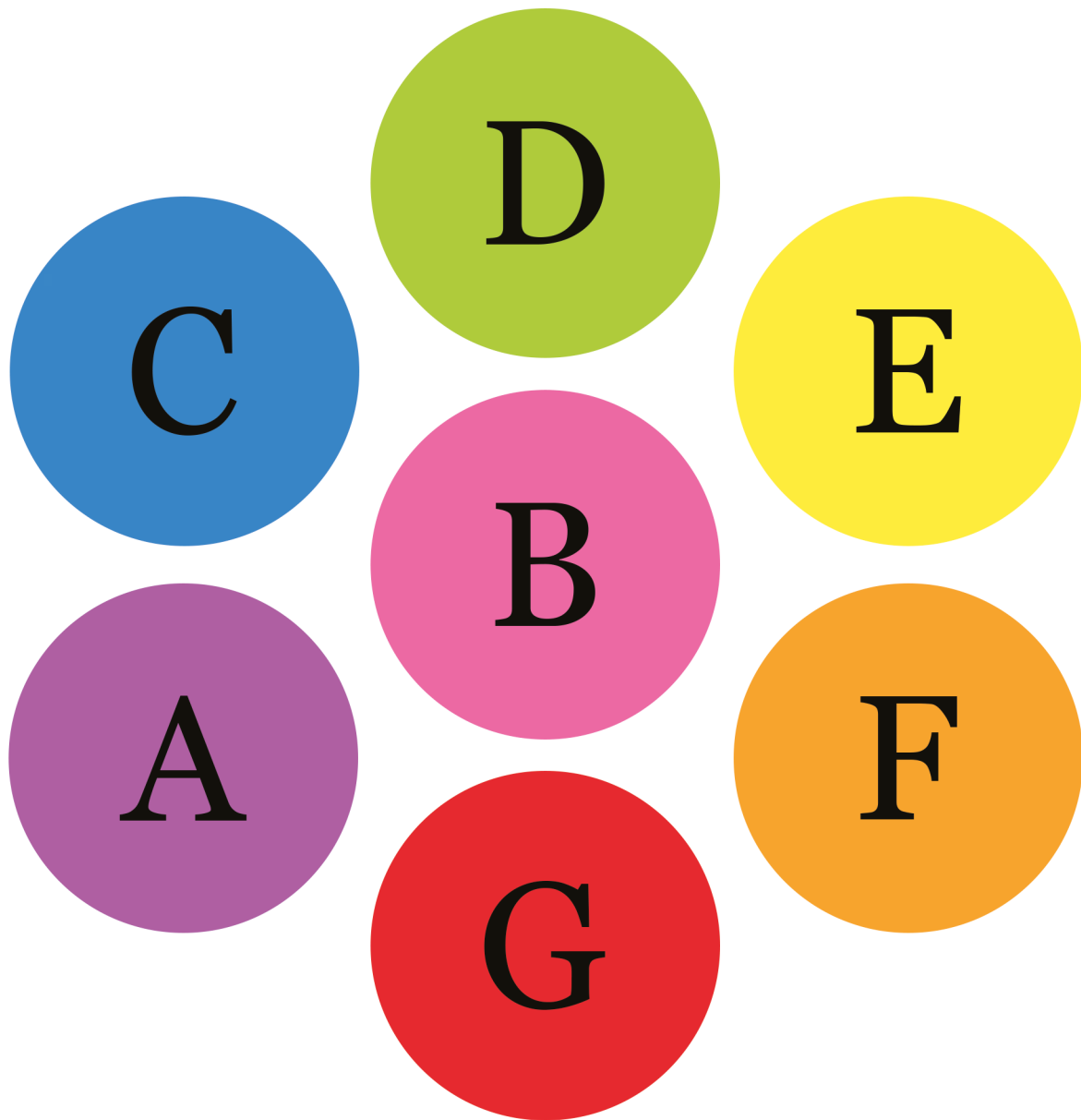


This template is an additional resource for the *Tiny Explorers: Music Makers* book by Miro Tartan.
Follow the instructions in the book to complete this activity.


Annex 4



Annex 5



Annex 6



This template is an additional resource for the *Tiny Explorers: Music Makers* book by Miro Tartan. Follow the instructions in the book to complete this activity.

Annex 7

The diagram consists of a vertical line on the left side. From this line, several horizontal bars extend to the right. The bars are arranged in a descending staircase pattern from top to bottom. Each bar is connected to the vertical line by a short vertical segment. The bars are arranged in a descending staircase pattern from top to bottom.

Annex 8



Annex 9

C D E F G A B



This template is an additional resource for the *Tiny Explorers: Music Makers* book by Miro Tartan.
Follow the instructions in the book to complete this activity.

Tiny Music Activities

1.



Listen to different genres of music

2.



Read stories in rhyme and try singing them

3.



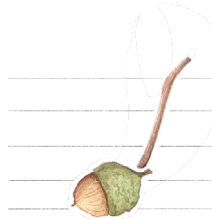
Write simple music using patterns

7.



Dance Dance Dance

8.



Make music notes from nature bits

9.

face badge
bead bed

Make words with CDEFGAB and play them on an instrument

13.




Find music apps that can help you with your learning

14.




Play a game of conducting an orchestra

15.



Play Freeze–Dance game

19.



Craft a DIY microphone

20.



Watch ballet

21.



Find story books about music in your local library

This template is a supplementary resource for the *Tiny Explorers: Music Makers* book by Miro Tartan.
Follow the instructions in the book to complete this activity.

4.



Recognise instruments
from a song

5.



Sing while on a hike

6.



Learn to whistle

10.



Watch a musical

11.



Sing instead of talking
for an hour

12.




Learn musical notes
in sign language

16.



Play Pass the Parcel

17.



Listen to sounds in nature

18.



Sing karaoke

22.




Make a leaf flute

23.



Make noise under a bridge or
in a cave to hear an echo

24.



Sing a song you haven't
heard before