



Detection Kit for Monkeypox Virus

(Real-time PCR)

Characteristic

-  Easy and simple
-  Accurate & high specificity
-  Sensitivity: 250 copies/mL
-  Available for multiple PCR analyzers

Monkeypox is considered a zoonotic disease with transmission primarily occurring from animals, such as rodents and primates, to humans. The first human case was identified in a child in the Democratic Republic of the Congo in 1970. Transmission of the virus can occur through contact with bodily fluids, wounds on the skin or internal mucosal surfaces, respiratory droplets, or contaminated objects. Laboratory diagnosis is important because the virus can cause disease that is clinically indistinguishable from other pox-like illnesses, particularly smallpox and chickenpox.

*<https://www.who.int/>
Daniel B Di Giulio et al., Lancet Infect Dis; 4: 15-25*



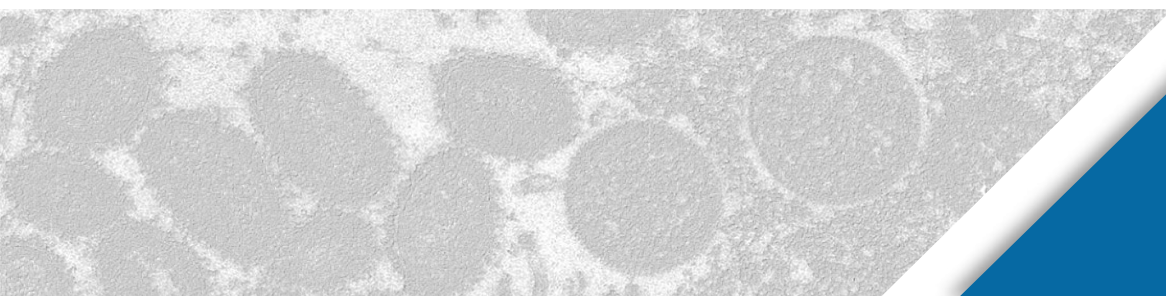
Lyophilised Premix



West African

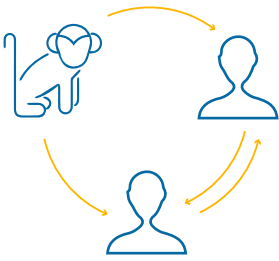


Congo Basin

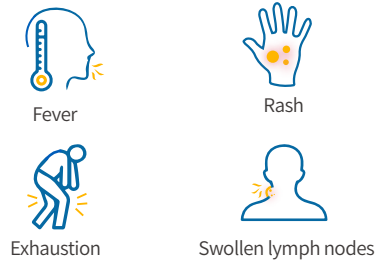


Background knowledge

• Transmission



• Symptoms



• Alarming those ...



(<https://www.who.int/>)

Specification

Test Item	Sample type	Storage	Shelf life	Package
MPV	Skin/Fluid/Crusts	2-30°C	12 Months	48T

Principle

Detection Kit for Monkeypox Virus (Real-time PCR)

The assay is based on Real-time PCR for qualitative detection of MPV. Fluorogenic probe hydrolysis chemistry is used to generate fluorescent signal when a specific DNA sequence of MPV is amplified.

Performance

• Accuracy

The positive coincidence rate is 100.0%; the negative coincidence rate is 100.0%.

• Limit of detection

The tentative LOD was estimated as 20 copies/rxn.

• Precision

The CV value of 10 replicates at all positive control was no higher than 5%.

Application



Hospital



Lab



Clinic



Virology Center



CDC

Xiamen Biotime Biotechnology Co., Ltd.

Add: 2F/3F/4F, No. 188, Pingcheng South Road, Haicang Street, Haicang District, Xiamen, Fujian, 361026, P. R. China
 Tel: +86 592 688 3156 Fax: +86-592-6882362 E-mail: baotai@biotime.cn Web: www.xiamenbiotime.com

