


Explore Club at Home

ExploreResurrection



Overview: Two of Jesus' friends were walking to a village called Emmaus. Jesus came and started walking with them, but they didn't know it was him. They were sad because Jesus had died. On the journey, Jesus explained to them the meaning of everything that had happened. When they arrived in Emmaus, they went to have supper and invited Jesus to give thanks and break the bread. Suddenly they knew that it was him - but he disappeared. They went back to Jerusalem and told all their friends that Jesus was alive!

The disciples were scared. They thought they might be arrested or even killed for being friends of Jesus. They had locked themselves in together to hide. Jesus suddenly appeared among them. Thomas had missed this and did not believe the others when they told him. 8 days later, Jesus appeared to Thomas and showed him the wounds in his hands, feet and side to prove it really was him.

Hello to all the children who usually attend our Explore Clubs in Primary Schools. We really miss you, but hope you enjoy doing this session at home!



Find out more:

In the Bible in the book of Luke, Chapter 24 verses 13-35 and the book of John, Chapter 20 verses 19-31 (if you don't have a Bible at home you can read it at www.biblegateway.com)

Also you can watch these stories at -


<https://www.youtube.com/watch?v=ndtnZV-5QTo>

<https://www.youtube.com/watch?v=GyMJSM3AU8>



Activity 1—Spot the Differences

There are 9 differences between these 2 pictures. Can you spot them?



Feelings:

At the beginning of the stories, the disciples were sad.

What has made you sad during lockdown?

Jesus' friends were so happy when they saw him again!

What has made you happy during lockdown?

Who would you like to see again soon?

Maybe try to contact this person even if you can't see them—you could send them a card or ring them

Questions:

How do you think Jesus' friends felt after he died?

Why do you think the 2 men on the road didn't recognise Jesus at first?

Can you list how many surprising things happen in these stories?

Is there anything you find hard to believe without seeing?

Activity 2—Colouring



Activity 3 — Act out

Try using Lego figures to act out the stories, like in the video clip.

Think about what each of the characters said and how they were feeling.



Activity 4 — Play a game

What is it?

Take it in turns to wear a blindfold. Pass an object to the person wearing the blindfold. Can they work out what it is without being able to see it? You could think about how the object feels, how it smells, if it makes a sound.

This game reminds us that Jesus said it was better to believe without seeing.

“I don’t believe it!” – An Imagination Game

Everybody sits in a circle – the first person describes something they are imagining is in the middle of the circle. e.g. “Look there is a pink frog!” Somebody else then replies “I don’t believe it!” “What do you see then?” says the first person. The new person must then describe something even more impossible. See how imaginative and ridiculous you can get with your descriptions!

This game reminds us of Thomas who wouldn’t believe that Jesus was alive until he could see him!

Activity 5 — Craft ideas:

Family Hands

Jesus showed his hands to the disciples

On a piece of paper or card draw round the hands of each person in your household – colour and decorate them to represent the people in your family.

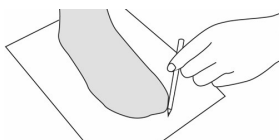


Footprints

2 disciples walked with Jesus

On a piece of paper or card draw around your foot.

Write a prayer on the foot e.g. ask God to help someone you know who is ill or sad.



Explore Clubs are part of the work of Brentwood Schools Christian Worker Trust (BSCWT)

<https://bscwt.org/>

01277 249275 office@bscwt.org

