

# Explore Club at Home

## Explore .....Acts of the Disciples



**Overview:** After they were given the Holy Spirit at Pentecost, Jesus’s friends carried on with the work he had started. They travelled around telling people about Jesus, teaching about God and even healing people.

At the temple, Peter met a man who could not walk. Every day the man’s friends would take him to the temple where he would beg for food and help. When he called out to Peter, Peter replied that he didn’t have any money, but he had something better to offer him, saying “In the name of Jesus Christ of Nazareth, get up and walk!” Peter then took the man by the arm and lifted him up. The man found he had strength in his legs, and leapt right up, walking into the temple with Peter, praising God as he went.

Everyone who saw him was filled with amazement and wonder at what had happened. Peter told all the people that it was God’s power that had healed the man.


Hello to all the children who usually attend our Explore Clubs in Primary Schools. We hope you are managing OK with all your schoolwork, at home or at school. We MISS you!



### Find out more:

In the Bible in the book of Acts, Chapter 3 verses 1-10 (if you don’t have a Bible at home you can read it at [www.biblegateway.com](http://www.biblegateway.com))

Also you can watch these stories at - <https://youtu.be/orp4ZT9710Y>



### Questions:

- What is the first thing that comes into your head after reading or watching that story?
- What do you think the man wanted from Peter and John?
- What did the man do when he found he could walk?
- What did Peter and John say about Jesus to the man and to the crowd?

**What will you celebrate when you can get back together with your family and friends?**

### Activity 1—Word Search

L	E	S	T	I	O	N	S	R	E	Q	U	A	M	C
O	M	H	M	Y	R	N	O	S	R	A	M	R	O	O
L	O	E	P	I	T	R	D	O	L	J	O	H	N	R
A	C	L	U	W	A	L	K	R	F	A	C	R	E	M
R	Z	P	R	I	L	R	U	L	L	U	T	R	Y	I
M	R	I	P	I	A	P	O	S	T	L	E	S	E	E
P	R	E	U	G	A	I	T	R	N	I	M	R	A	C
E	U	P	M	U	R	T	H	H	S	E	Q	U	I	S
T	R	E	A	R	C	E	N	E	E	D	R	P	S	S
E	Q	U	A	S	I	M	R	V	E	A	O	R	E	A
R	F	A	N	I	L	P	Q	U	F	T	L	D	E	L
R	E	S	K	D	R	L	E	R	F	A	C	I	L	L
A	R	N	L	I	A	E	X	R	F	E	E	T	E	D
S	S	T	E	I	R	I	U	R	H	E	R	F	A	C
I	L	I	S	U	I	S	I	R	T	A	T	T	R	M

ANKLES  
APOSTLES  
FEET  
HEAL  
HELP

JOHN  
MONEY  
PETER  
TEMPLE  
WALK

## Activity 2—Colouring

In the name of Jesus, stand up and walk!

Acts 3:6



## Activity 5 — Craft idea—Leaping Puppet

You will need: A paper cup, lollypop stick, string, card, glue/tape, any craft materials you have around the house.

See if you can make a puppet using the paper cup for a body, like the one in the picture. If you haven't got the right materials, see how you can adapt what you do have!



## Activity 3 — Tell the Story

Why don't you use some of your toys to act out the story for others in your house with the three characters of Peter, John and the man? If you have enough you can include the crowd.

If you've made a puppet you could use that.

Focus on how the characters feel at the beginning of the story and by the end.

Try to include what they say about Jesus too!

## Activity 4 — Play a game

### Jump!

You will need:

A dice









Why not play this jumping game?

All you need is a dice and lots of energy.

Take it in turns to throw the dice and then check the list below to find out what kind of jump you have to do!

If you haven't anyone to play with, you can always play it on your own!

-  Jump as high as you can
-  Jump twice on one leg
-  Jump three times in a circle
-  Jump as far as you can
-  Do five star jumps
-  Jump from a squatting position

As an extra twist, try to think of something you can celebrate and shout it out as you jump!

Explore Clubs are part of the work of Brentwood Schools Christian Worker Trust (BSCWT)

<https://bscwt.org/>

01277 249275

[office@bscwt.org](mailto:office@bscwt.org)

