

CHRISTMAS UNWRAPPED



TEACHERS' NOTES

Interactive workshop presentation for Year 6 reflecting on the
GOOD NEWS of CHRISTMAS

Lesson pack includes:

- Video presentation
- Teachers' notes plus answer sheets
- Activity worksheet
- Christmas Rap
- Craft template

Video Presentation

Throughout the presentation there are opportunities to answer questions and reflect. In some places there is a timer clock, and others there is a pause icon which may be used by the teacher to pause the video for discussion.

It is also possible for all the questions to be answered by individual students, but it might also be a fun option to get them into table groups with Christmas names to answer the quizzes and reflect together.

Part 1 - Getting ready for Christmas 14 minutes 43 seconds

Big Question: 'How do you get ready for Christmas?' There are two 30 second countdowns for discussing answers with neighbour.

Christmas Anticipated Quiz: led from presentation with questions read out and answers given. Questions also on worksheet to use during presentation. There is a suggestion to get into groups before the quiz and a pause point to do this if you want to.



End Challenge—Christmas Story Quiz: at the end of the presentation the challenge is to do the quiz. The answers are not covered in the next video but they are referred to. The answers are circled on the Teachers' Notes version of the Part 1 worksheet below. Suggested time for quiz: 5 minutes for questions, 5 minutes to find answers.

Part 2— The first Christmas 16 minutes 13 seconds

Big Question: What would you think was really GOOD NEWS? There are two 30 second countdowns for discussing answers with a neighbour.

Christmas Story Boards: The story will be read to them from the video. The children are asked to think about why the people thought Jesus was a special baby. There are three sections of the story each with a pause point for the children to make notes on the worksheet. This can be done individually or discussed together in groups before filling out the work sheet. Suggestions of answers will follow once the video is restarted.



End Challenge—Christmas Images Quiz: At the end of the presentation the challenge is to do the quiz. The answers are not covered in the next video but they are referred to. The answers are circled on the Teachers' Notes version of the Part 3 worksheet below. Suggested time for quiz: 5 minutes.

CHRISTMAS UNWRAPPED



TEACHERS' NOTES

Part 3: The Significance of Christmas — 14 minutes 42 seconds

Big Question: 'What's so great about Christmas?' There are two 30 second countdowns for discussing answers with a neighbour.

Christmas decoration-Christmas Story Match-up: Quiz on the video with answers given. There are pause points after each question for the class to offer suggestions. There is also space on the Part 3 worksheet to write down the answers. These can be done individually or in table groups. The suggested answers follow the pause points.



Christmas Rap: This is led from the front with the suggestion that the children join in with the chorus. The words are on an extra sheet included and the chorus will be on the screen too.

Reflection challenge: The timing of this is included with a 60 sec countdown clock in the presentation.

Craft suggestion: Attached with this document are the templates for the suggested craft activity. They will work OK printed on white paper but light card will make them more sturdy.



Stars: minimum equipment needed— string/thread (or wire tree hooks), felt tips, scissors and glue.

▶ Cut out four star shapes and decorate.

Fold the stars exactly in half and glue the halves of different stars back to back to create a 3D effect.

See this link for help with gluing!

[3D Paper Star Ornaments - Learn How to Make this Great Christmas Craft! \(artfulparent.com\)](http://artfulparent.com)



Angels: minimum equipment needed—string/thread (or wire tree hooks), felt tips, scissors.

Cut along all the lines. Join the wings by slotting together the slits which span half the wing distance. Bend forward the arms.

Decorate before folding together.

Make a small hole in the head for a thread if you want to hang them up.

See this link to help with folding!

[Creating Paper Angels | Life N Canvas](http://LifeNCanvas.com)

CHRISTMAS UNWRAPPED



Worksheet #1

TEACHERS' NOTES

Christmas Anticipated!

Circle the answer you think is correct



1

ADVENT: What does the word 'ADVENT' mean?

- ☒ Coming
- ☐ Count down
- ☐ Getting ready

6

- WEATHER: According to the Met office, what constitutes a 'White Christmas' in the UK?
- ☐ Snow falling for one hour
- ☒ One flake of snow falling
- ☐ Snow lying on the ground (all on Christmas day!)

4

TREES: What did people originally put on the top of the first Christmas Trees?

- ☒ A figure of Jesus
- ☐ A star
- ☐ A robin

3

FOOD: Before turkey was popular, what did people eat at Christmas?

- ☐ Roast lamb
- ☒ Peacock, swan or goose
- ☐ Gammon or pork

2

CARDS: When was the first Christmas card sent?

- ☐ Roman times
- ☐ Tudor times
- ☒ Victorian times

5

CRACKERS: What inspired sweet maker Tom Smith to make crackers that go 'BANG!!'

- ☐ Cracking ice
- ☒ Logs on his fire
- ☐ Fireworks outside

The
BIG
QUESTION?

How do you
get ready
for
Christmas?



So what does the
Bible really say?

The Christmas Story Quiz

Circle the answer you think is correct

1. The Bible is made up of many books. Which books of the Bible tell us the story of Jesus' birth?


- a: All four 'gospels': Matthew, Mark, Luke and John
- ☒ b: Matthew and Luke
- c: Luke only

2. When an angel visited Joseph in a dream, why did the angel say the baby should be called Jesus?

- ☒ a: Because "he will save his people from their sins" (Jesus means "saviour")
- b: Because it was a popular Jewish name at that time
- c: Because it was similar to Joseph's name

3. In what town was Jesus born?

- a: New York
- b: Nazareth
- ☒ c: Bethlehem



4. Why do people believe Jesus was born in a stable?

- ☒ a: The Bible says Mary laid him in a manger (a box used to put food for animals)
- b: The Bible says there were goats, horses and cows there
- c: The Bible says Jesus was born in a stable

5. How did the shepherds respond to the angel's message?

- ☒ a: They went to Bethlehem to find the baby for themselves
- b: They ignored it and went to sleep
- c: They took lambs as a present for Jesus

6. How many wise men visited Mary, Joseph and Jesus?

- a: About one hundred
- b: Three
- ☒ c: The Bible doesn't say how many but does say they brought three gifts

CHRISTMAS UNWRAPPED



Worksheet #2

TEACHERS' NOTES

The
BIG ?
QUESTION

What would
you think
was really
GOOD
NEWS?



Special Baby?


Why did the people at the time think that Jesus was the promised Saviour sent by God?

See if you can think of a least 3 reasons for each part of the story!



- 1 An angel appeared to Mary.
- 2 The angel said he would be the Saviour and the son of God.
- 3 The angel said the baby would have a Kingdom which never ends.

- 1 Angels told them about the baby.
- 2 The angels said the Saviour for all people was born.
- 3 The angels said the baby would be found in a manger.



- 1 The new star was a sign of a new King.
- 2 The star guided them to where the baby was.
- 3 They brought gifts of Gold, Frankincense and Myrrh.

CHRISTMAS UNWRAPPED



Worksheet #3

TEACHERS' NOTES

Images of Christmas

Which of these images is about the Bible's Christmas Story ✓ and which aren't? ✗



Christmas decoration—Christmas Story MATCH UP!!

Can you work out which part of the story these tree decorations remind us of?



The Crowns – they remind us of the Jesus as the new King! Or maybe the wise men, with the toy inside reminding us of the presents they brought!



The candle speaks of Jesus as the light of the world. Christians believe he brings light into the darkest places of people's lives.



The star reminds us of the star the wise men saw which was a sign of the new king being born, and which guided them to the baby.



It is thought that Martin Luther saw the stars shining through the forest trees and it made him think of Jesus coming to earth from heaven – so he brought the tree indoors to remind him!



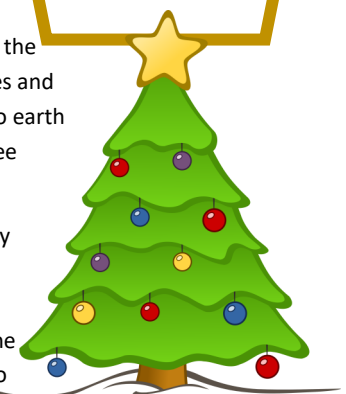
It was the angels that announced the news of the Saviour's birth. They told Mary, Joseph and the Shepherds just who Jesus was.



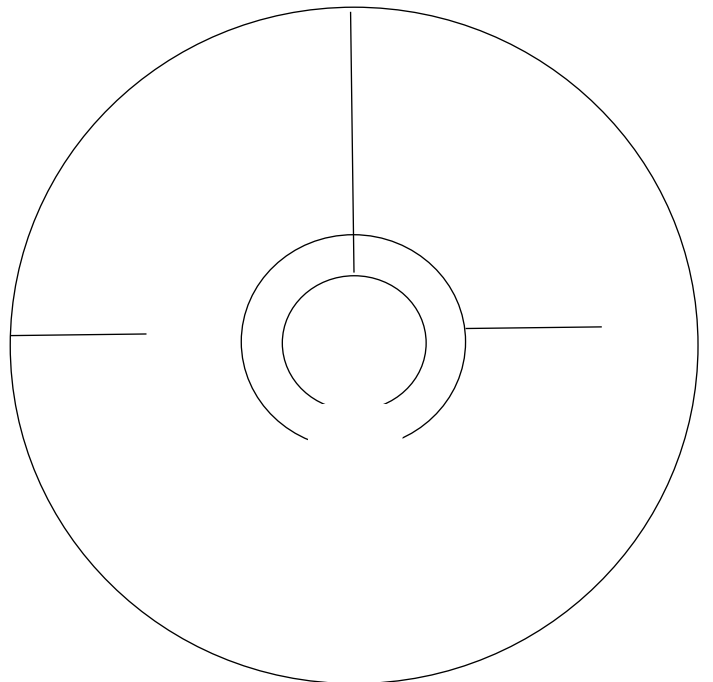
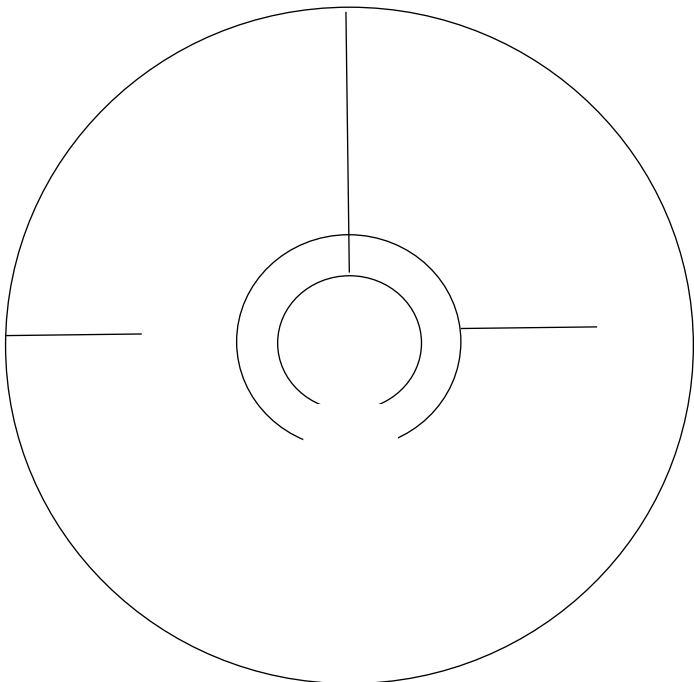
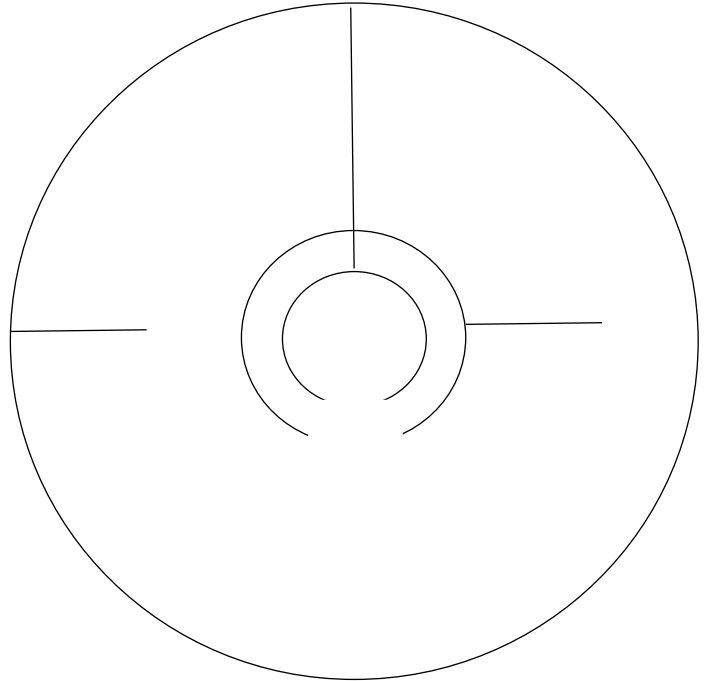
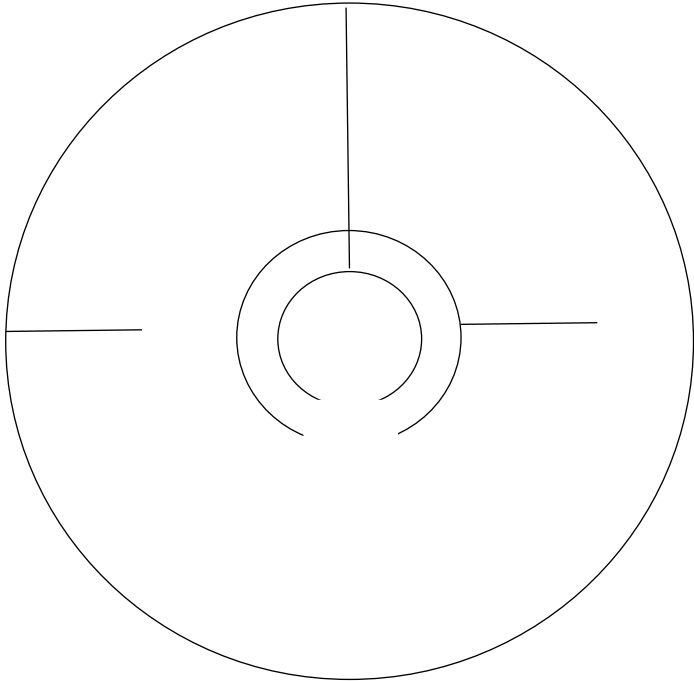
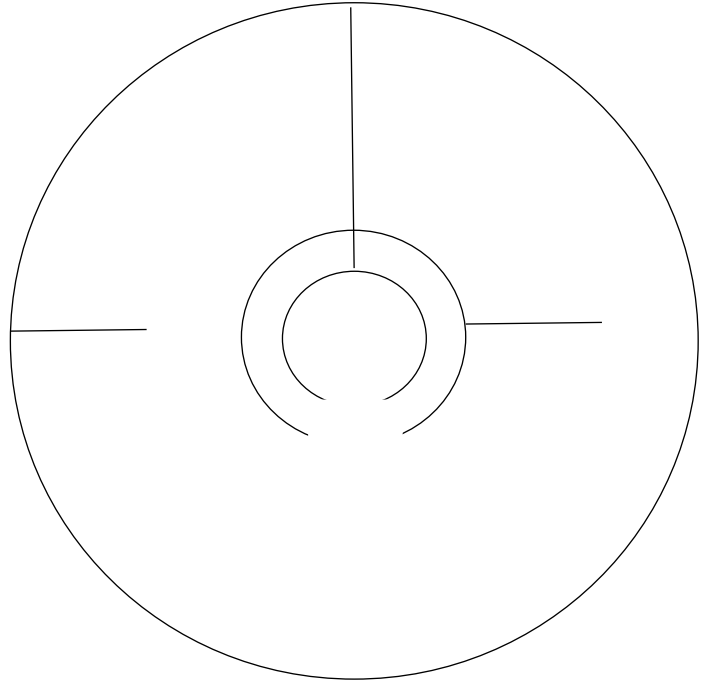
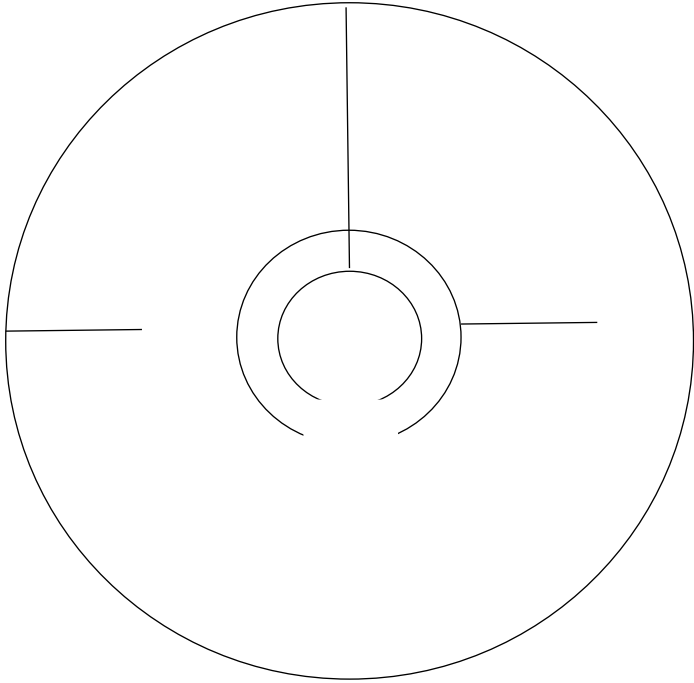
The wise men bowed before the holy baby and gave him gifts of gold, frankincense and myrrh. These also symbolised what Jesus would be - the King of heaven and earth, the way to God, and the Saviour.

The
BIG
QUESTION ?

What is
so great
about
Christmas?



Angel Template



Star Template

