


EASTER CRACKED

EASTER CRACKED



Teachers' Guide

An interactive video presentation for Year 6 reflecting on the mystery and meaning of the Biblical Easter Story.

The lesson pack (found at www.bscwt.org/easter-cracked) includes:

- Video presentation in 3 separate films. These can be used together in one session of about one hour (or more, if you wish to allow longer for discussion) or spread across 3 or 4 shorter sessions to suit you and your class.
- A Teachers' Guide which includes answer sheets and additional craft activity suggestions.
- Printable Pupils' Worksheets to accompany the videos and including extension quizzes.
- Optional 'witness' video clips accessed through QR codes (see last page of this Teachers' Guide).

Video Presentation:

Throughout the presentation there are opportunities to answer questions and reflect. These are indicated by a timer clock or a pause icon which may be used by the teacher to pause the video. It is possible for all the questions to be answered by individual students, but it might also be a fun option to get them into table groups with Easter-related names to answer the quizzes and reflect together.



Part 1: The Beginning (14 minutes)

After introducing the idea of pupils becoming detectives to investigate the Easter Story, this video focusses on the events of 'Palm Sunday'. The video includes:


1 Representations Quiz: Multiple choice quiz with pictures representing 3 different festivals. Answers are given in the video.



2 Detective training: What would you do (to solve a mystery)? - 30 seconds followed by a *Pause Point*.

3 Fun Challenge: How many things can you find to wave in 30 seconds? This is undertaken by the team with suggestions for pupils trying it themselves.

4 Extension Quiz: Signs and Symbols. At the end of this video the challenge is to do the quiz (on Pupils' Worksheet #1) before watching the next video. Answers are not given in the next video but are circled on the teachers' version of Worksheet #1 in this Teachers' Guide. Further information is given below:

 The IKTHUS is a secret symbol used by early Christians.



The sign of the EUCHARIST is the wine cup and bread above it. Related to the Easter Story.



Dove represents the Holy Spirit as seen at Jesus' Baptism.



A church.



CROSS represents Christianity and the significant death of Jesus. Related to the Easter Story.



Symbol of the TRINITY—God the Father, Son and Holy Spirit.



The Clam shell used to be worn around the neck of pilgrims to indicate they were baptised Christians. They can still be seen on Christian Pilgrim routes to mark the way.

Teachers' Guide—Page 2

Parts 2A & 2B: The Middle (21 minutes with optional split at 9 minutes)

This video can be used in one go or split into two parts if preferred. The split is at 9 minutes. Part 2A focusses on Maundy Thursday. Part 2B focusses on Good Friday. The video includes:

1 Easter Story: The story is told by the 'gospel-writer Matthew' character. Pupils are invited to think about what they notice in the story which seems strange or mysterious.



2 Detective training: What did you notice? After this section of the story, there is a *Pause Point* for noting down ideas and for discussion. Suggestions of answers follow in the video.

3 Detective training: Find out More. There is an opportunity to watch a short optional extra 'witness' video accessed though a QR code (see the last page of this Teachers' Guide).

4 Fun Challenge: How many socks can you get onto your feet in 30 seconds? This is undertaken by the team with suggestions for pupils trying it themselves.



5 Parts 2A & 2B split point: What do you think happened next? A chance to split the use of this video across two sessions, if desired, as well as an invitation to discuss.

6 Easter Story: The story continues to be told by 'Matthew'.



7 Detective training: What did you notice? After this section of the story, there is another *Pause Point* for noting down ideas and for discussion. Suggestions of answers follow in the video.

8 Detective training: Find out More. Another opportunity to watch a short optional extra 'witness' video accessed though a QR code (see the last page of this Teachers' Guide).

9 Fun Challenge: Can you eat a hot cross bun in 30 seconds? This is undertaken by the team with suggestions for pupils trying it themselves.

10 Extension Quiz: Easter Eggs. At the end of this video the challenge is to do the quiz (on Pupils' Worksheet #2) before watching the next video. Answers are not given in the next video but are circled on the teachers' version of Worksheet #2 in this Teachers' Guide.

Part 3: The End (15 minutes)

1 Easter Story: The story continues to be told by the 'gospel-writer Matthew' character.



2 Detective training: What did you notice (in the story)? What was most surprising? What is your biggest question you have (about his part of the story)? After this section of the story, there is a *Pause Point* to allow for noting down ideas and for discussion. Suggestions of answers follow in the video.

3 Detective training: Find out More. There is an opportunity to watch another short optional extra 'witness' video accessed though a QR code (see the last page of this Teachers' Guide).

4 Fun Challenge: How far can you roll an egg with one shove of a spoon? This is undertaken by the team with suggestions for pupils trying it themselves.

5 Easter Cracked Rap: This is led from the video with the suggestion that the children can join in with the chorus. The words for the chorus are displayed in the video.

6 Extension Quiz: Easter Mystery. This is not mentioned in the video, but there is an extra quiz pupils can do after the video is finished. Answers are circled on the teachers' version of Worksheet #3 in this Teachers' Guide.

Craft Activity Suggestions

This page includes templates for craft activities. They will work OK printed on white paper but light card will make them more sturdy.

Easter Egg Ornaments:

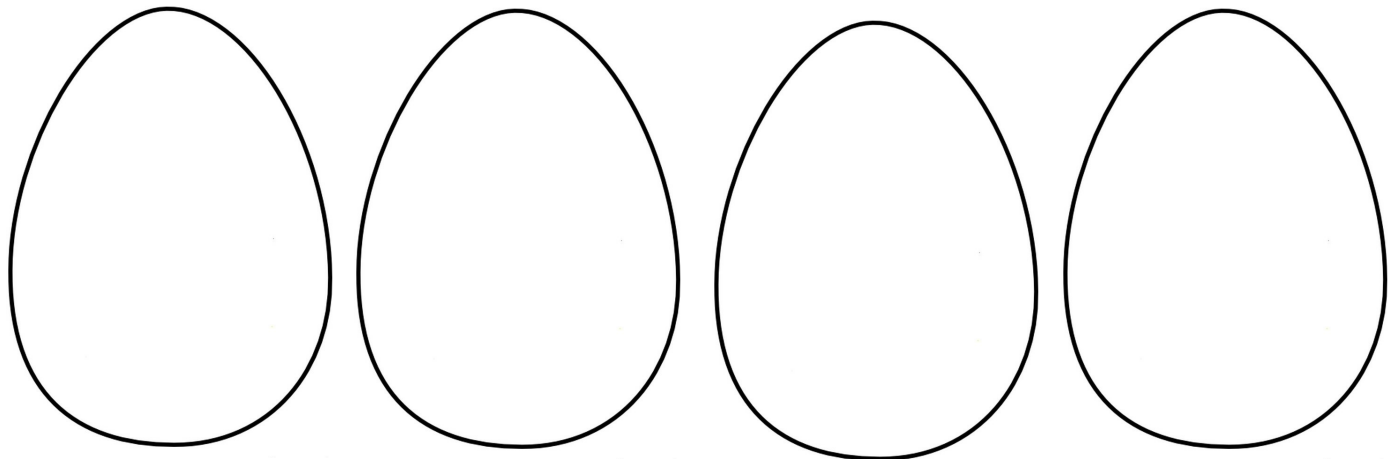


Minimum equipment needed— string/thread (or wire tree hooks), felt tips, scissors and glue.

Cut out 4 or more egg shapes and decorate.

Fold the eggs exactly in half and glue the halves of different stars back to back to create a 3D effect.

See this link for help with making them: <http://bit.ly/EasterEggOrnaments>

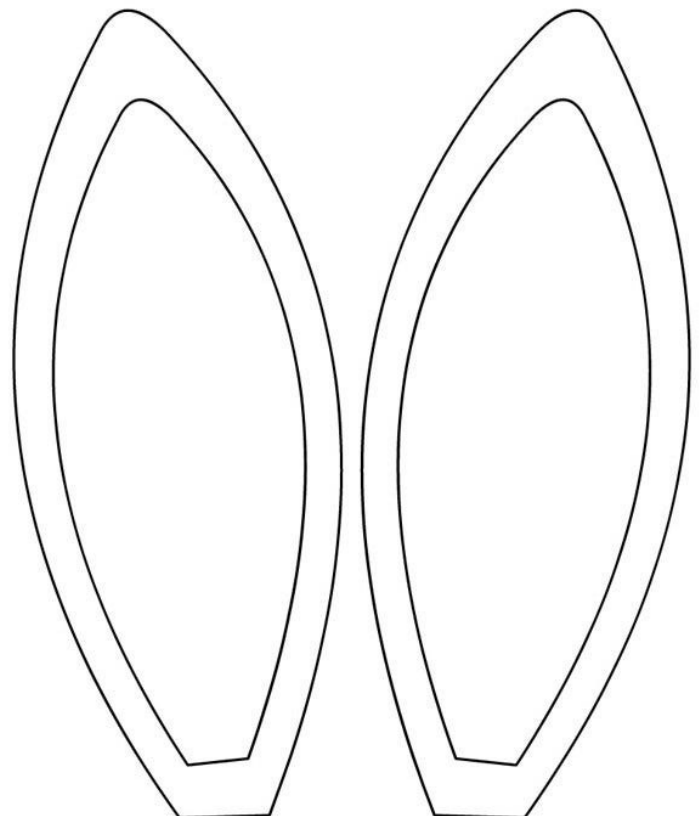


Bunny pots:

Minimum equipment needed— paper cups, black thread, sticky eyes, small pink pom poms, felt tips, scissors, glue.

Cut out some ears from the template attached and decorate them.

Construct the bunny pot using the rest of the equipment. If sticky eyes and pom poms are not available, then these can be added using felt tips or glued paper cut outs.



PART 2: THE MIDDLE

EASTER CRACKED




Worksheet #2

Easter Egg CLUES

Detective Training

What did you notice (in the story)?



Easter Egg QUIZ

WITNESS

EASTER CRACKED



Find out more about the story from Mary #2



- How many Crème Eggs do Cadburys make in a year?
a) 100 million b) 200 million c) 500 million
- What Easter egg tradition takes place at the White House (where the President of the U.S.A. lives) every year?
a) Easter egg dancing b) Easter egg rolling
- When was the first chocolate Easter egg produced?
a) 1753 b) 1873 c) 1921
- Where does the tradition of an Easter Egg hunt originate?
a) Germany b) Norway c) Mexico
- Can you eat a Faberge egg?
a) Yes b) No



COMMUNION

- One way in which churches remember Easter is by celebrating the meal that Jesus had with his friends.
- This celebration has different names: Mass, Holy Communion, Last Supper, Lord's Supper or Breaking of Bread - but they are all to remember Jesus' death.

- Most Christians believe **Communion** is very important.
- The most important symbols used in **Communion** are **bread** and **wine**.
- Jesus used a Jewish festival called *Passover* and gave it a new meaning.

PART 3: THE END

EASTER CRACKED



Worksheet #3




Detective Training

What did you notice in the story AND what was most surprising?

What is the biggest question you have about this story?

Easter Egg CLUES



Easter Mystery QUIZ

BAPTISM

- Christians also remember Easter through Baptism.
- Being dipped in water symbolises sharing in the death, burial & resurrection of Jesus.
- Water is also a symbol of cleaning and of new life.
- Baptism also reminds them of the Jewish Passover story about leaving slavery in Egypt to start a new free life.

- Different traditions do this differently but remember the same thing.



What do you think happened to the missing body?

Have a go at the Quiz on the extra sheet to help you explore why people thought Jesus had come back to life!

EASTER CRACKED



<https://youtu.be/7pnsPY80y1I>



SCAN HERE

Find out more about the story from Mary #3



WITNESS

Easter
Mystery
QUIZ

EVIDENCE



THE RESURRECTION?

Why did people think that Jesus came back to life?

Below are words which link to reasons why people believed Jesus was alive.

Can you work out their significance?

Stone

The huge heavy boulder that was used to block the tomb entrance.

The boulder moved by some supernatural force!

Body

Jesus' friends went to the tomb to anoint his body.

The body was not there when the tomb opened.

Gardener

Mary met a man in the garden who she thought was a gardener.

Mary realised the man was Jesus when he said her name.

Angel

The first people to the scene saw an angel.

The Angel told them that Jesus was alive.

Witnesses


Reports from the people at the time.

Up to 500 people saw and met Jesus alive. Some touched him and even ate a meal with him.


Change

People changed.

After meeting Jesus, people changed due to the conviction that he was alive and God had forgiven them.




EASTER CRACKED



Find out more about the story from Mary #1

Mary → *Sister of Martha*

<https://youtu.be/Msjkmumcyl>



SCAN HERE

EXTRA WITNESS #1

EASTER CRACKED



Find out more about the story from Mary #2

Mary → *Mother of Jesus*


<https://youtu.be/dyjgZLIUIAQ>



SCAN HERE

EXTRA WITNESS #2


EASTER CRACKED



Find out more about the story from Mary #3

Mary ← *Magdalene*

<https://youtu.be/7pnsPY80y11>



SCAN HERE

EXTRA WITNESS #3