



IT'S YOUR MOVE 2020

Teacher's Guide




We are delighted to be able to make available to you our “*It’s Your Move*” digital resource pack for 2020, although we are sad that the current circumstances prevent us from being able to bring our lesson to your Year 6 pupils in person this year.


We recognise that there are significant challenges to schools, teachers and families at the moment, so we hope we have made this resource pack as straightforward as possible to be used both with pupils in school and by pupils at home.


The resources are all available at www.bscwt.org/iym and this is a guide to how you might use them in a lesson or over three separate lessons.

AIM OF ‘IT’S YOUR MOVE’:
To help Year 6 pupils prepare for the move to secondary school by considering the changes, challenges and choices they may have to face.

SECTION 1: CHANGES (approximately 30 minutes)	
ACTIVITIES	NOTES
1. Read the introduction on the top left-hand side of the CHANGES worksheet.	
2. Ask pupils to try to unscramble the anagrams on the top right-hand side of the CHANGES worksheet. Invite feedback on the answers.	If using printed worksheets in class, you may wish to blackout the answers at the foot of the page!
3. Ask pupils to write down 3 changes they are looking forward to about moving to secondary school and 3 changes they are not looking forward to.  You could also use pages 11-12 in the “ <i>It’s Your Move</i> ” books to consider some common answers to similar questions (and do a bit of Maths at the same time!)	If using printed worksheets in class, there is space on the last page (‘My Thoughts’).
4. Have a class discussion about the changes the pupils are excited about and the changes they may be concerned about.	
5. Read the story about Timothy on the CHANGES worksheet. Ask pupils to say what changes Timothy experienced and how he might have felt about them.	

6. Play the video entitled "CHANGES - Peter's story" (7 minutes long).	This video includes a retelling of a story from the Bible.
7. Pause the video on the questions at the very end and discuss them with pupils (especially the second question, as the first question has been talked about already): a) What changes might you face at your new school? b) How can you get ready for some of those changes now?	You could also ask pupils to recall what happened in the video and what changed in Peter's life (e.g. his name, his job, leaving home, relying on others for food).

SECTION 2: CHALLENGES (approximately 30 minutes)	
ACTIVITIES	NOTES
1. Introduce the idea that moving to secondary school will probably involve some challenges.	
2. Read the introduction on the top right-hand side of the CHALLENGES worksheet.	
3. Give three volunteers 30 seconds to attempt the challenges on the top left-hand side of the CHALLENGES worksheet (one challenge per pupil).	You will need two sheets of A4 paper, a ball and a paper plate.
4. Read the story about Timothy on the CHALLENGES worksheet. Ask pupils to say what challenges Timothy experienced and how he might have dealt with them.  You could also use pages 38-39 in the "It's Your Move" books to consider some of the challenges pupils might face to do with finding their way around their new school.	
5. Play the video entitled "CHALLENGES - Peter's story" (9 minutes long).	This video includes a retelling of a story from the Bible.
6. Pause the video on the questions at the very end and ask pupils to write down their answers (if using printed worksheets, there is space on the last page, 'My Thoughts'): a) What challenges might you have to face at secondary school? b) How do you think you can overcome those particular challenges? Have a class discussion about their answers to those two questions.	You could also ask pupils to recall what happened in the video and what challenges Peter faced (e.g. the storm, walking on water).

SECTION 3: CHOICES (approximately 30 minutes)	
ACTIVITIES	NOTES
1. Read the introduction on the top left-hand side of the CHOICES worksheet.	
2. Read out each of the choices, one at a time, on the top right-hand side of the CHOICES worksheet, asking pupils to indicate which one they would choose by raising their right hand or left hand. Pause to discuss some of them if you want.	
3. Read the story about Timothy on the CHOICES worksheet. Ask pupils to say what choices Timothy had to make, which ones were easy/hard and which ones he got right or wrong.  You could also use page 68-69 in the "It's Your Move" books to consider some new school 'dilemmas'!	
4. Play the video entitled "CHOICES - Peter's story" (9 minutes long).	This video includes a retelling of a story from the Bible.
5. Pause the video on the questions at the very end and discuss them with pupils (if using printed worksheets, there is space on the last page, 'My Thoughts'): a) Have you ever made a wrong choice? What did you do about it? b) What choices might you have to make at your new school? How can you get ready now?	You could also ask pupils to recall what happened in the video and what choice Peter made (e.g. telling people he didn't know Jesus).
6. Have a class discussion about their answers to those questions, especially focussing on what they can do to get ready now for the move to secondary school.	

Thanks very much for using our 'It's Your Move' digital resource pack. We hope it's been useful and we hope it has helped your Year 6 pupils in their preparations for secondary school.

Members of the BSCWT team are involved in many of the secondary schools in Brentwood, so we hope to see some of your Year 6 pupils there!