




Power to... Act

Take the first step

Some activities to help you to explore the ideas in our assembly

Teacher's notes



- The activities we've included are designed to support spiritual, personal and social development.
- These suggestions are for use by pupils on their own, with others in class or as a whole school project.
- There are ideas to help both explore and reflect on the story and it's relevance to us today.

Bible references: Acts ch.1 v. 4-9, ch.2 v. 1-15 and 38-41, John ch. 14 v. 26-27.

Watch the story here: <https://youtu.be/OMQKy1Mx49M>

Aims: To explore and reflect on the story of the first Pentecost and promote self-efficacy.



Focus: Recognising significant words, imagining ourselves in the story, working out how to make the next step and who can help us.

Activities: 1: Story Words 2: Imagine 3: Steps

Resources: Worksheet, Imagine response sheet, paper and pens for foot shape.

- In the Steps activity it may be useful to talk together about the questions first.
- Younger age groups can decorate the foot while thinking about the questions.



Focus: Reflecting on different kinds of power in our lives, including the power to motivate ourselves and our power to help others.

Activities: 1 : Power challenge and power windmills 2 : Class discussion and action plan posters.

Resources: Paper and pen for lists, Windmill craft materials, poster craft materials.

- Younger children can name one thing in each category instead of the 1 minute lists
- Younger children can simply decorate the windmills while thinking about the words thought of in the life-power category.
- You may wish to extend the discussion to include a challenge the class as a community are facing rather than just the most common individual challenges.



Focus: Working together as an effective community supporting each other to encounter challenges.

Activities: 1 : Journeying footsteps

Resources: Foot shapes created in Steps activity.

Brentwood Schools Christian Worker Trust

is a local educational charity serving schools in the Brentwood area with Assemblies, Lessons, Clubs, Prayer Spaces and Pupil Support.

Office@bscwt.org <https://bscwt.org>





Power to...Act

Take the first step



Some activities to help you to explore the ideas in our assembly

1 : Story Words

- Tick the words in the list that you remembered.
- Which word is missing?
- Which word has been added?
- Can you retell the story using the word list?

Taking the first step

N	I	T	N	S	I	I	I	D	E	S	H	S	S
I	R	W	M	D	P	D	P	H	S	N	C	P	P
R	E	A	E	F	C	S	E	E	E	W	A	I	R
I	C	I	C	R	I	E	P	P	I	I	E	M	O
P	C	T	A	E	L	L	I	E	E	S	T	F	M
S	D	E	S	S	D	P	S	N	L	E	P	C	I
I	W	I	E	P	I	I	O	T	F	S	R	C	S
D	N	I	W	P	N	C	P	E	P	W	E	S	E
A	G	T	T	W	E	S	I	C	H	A	C	E	S
I	I	I	W	N	P	I	S	O	E	E	R	I	F
I	P	N	F	S	E	D	R	S	E	O	E	C	T
I	S	P	E	T	F	S	I	T	S	G	W	O	N
I	E	P	I	E	S	T	S	P	H	T	F	I	C
R	R	T	H	R	I	F	N	T	A	A	I	A	S

- ◇ TEACH
- ◇ WITNESS
- ◇ WAIT
- ◇ GIFT
- ◇ PROMISE
- ◇ PENTECOST
- ◇ WIND
- ◇ FIRE
- ◇ SPIRIT
- ◇ DISCIPLES

2 : Imagine

Imagine the Holy Spirit appeared in your classroom!

What would you think?

What do you think might happen?



3 : Steps

Draw around your foot and write or draw your answers inside the outline.


Jesus's friends faced a challenging situation:

- What difficult situation are you worried about?
- Can you think of the first step you can take to meet the challenge?
- Who can help you with that step?
- Do you think God might help you?

2 : Imagine:

Imagine the Holy Spirit appeared in your classroom!

What would you think? What do you think might happen?





Power to...Act

Take the first step



Some activities to help your class to explore the ideas in our assembly



1 : Power

The story in the assembly is all about power. Peter and his friends are given the power to do extraordinary things.

Take some time in the class to talk about the power in the story—what it looks like, sounds like, and behaves like.

• Take a 1 minute group challenge to list:



- Natural sources of power
- Kinds of power to make things go
- Things that make our bodies work
- Things that help us get things done
- Things we can do to help others



• Make some Power to Act windmills

Instructions are on the sheet attached. Decorate them with pictures or words that help power your lives.



2 : Class action plan

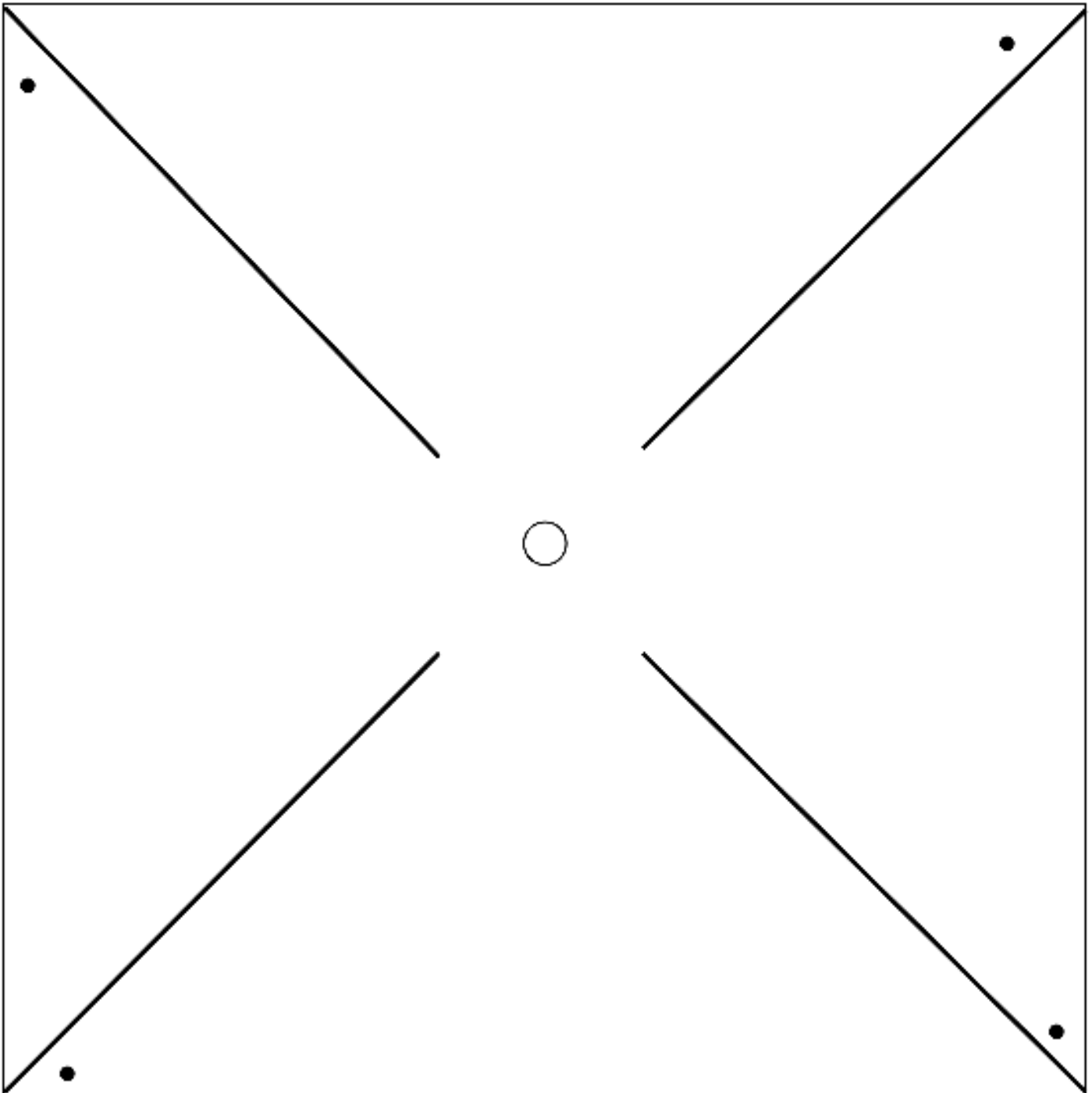
- Share the challenges from the class's individual footsteps
- Is there one issue that seems common to most of you?
- Get into groups to work on suggestions on how to take the next step (if you have several issues you can share them out).
- Design a poster to put on your wall or outside your classroom showing the problem and the next steps that can be taken.



Power to Act windmills



- 1 Using the **template** below, decorate with patterns, pictures of power or words which represent the things or people that help power your life.
- 2 Using **scissors** cut down the diagonal lines on the card.
- 3 **Sellotape or glue** the corners with the dots into the centre.
- 4 Cut a hole in the middle.
- 5 Wrap a **pipe cleaner** around a **stick, pencil or straw**.
- 6 Put the pipe cleaner through the hole in the middle and make a 'knot' to hold it in place.





Power to...Act

Take the first step



An activity to help your school to explore the ideas in our assembly

1 : Journeying footsteps

Why not link the whole school together with your next steps?

- Each class could use their foot shapes to make a 'trail' on the display boards linking them to the nearest classrooms. .
- See whether you can link the whole school together with your next steps!

As other classes and children walk around the school they can read your tip top advice, share your challenges and feel connected to the whole school community.