



Power to ... GO

What do you need for your journey?

Some activities to help you to explore the ideas in our assembly

Teacher's notes



- The activities we've included are designed to support spiritual, personal and social development.
- These suggestions are for use by pupils on their own, with others in class or as a whole school project.
- There are ideas to help both explore and reflect on the story and it's relevance to us today.

Bible references: Matthew 28. 16-20, Acts 1. 1-11

Aims: To explore and reflect on how Jesus' friends coped in challenging situations by believing that God's Holy Spirit and Jesus were with them during those times, linking ideas to our own lives and exploring what we need to help us face challenges.

3 things to do!

Focus: Considering what 'tools' are needed for challenging situations, exploring where would like to go.

Activities: 1. Where will you go? 2. Suitcase for life 3. Secret Code.

Resources: Suitcase template, paper for 'Where will you go?', secret code sheet.

- The Code is based on Matthew 28: 16-20. The code reads: 'Jesus is always with us' and 'presence'.

2 things to do!

Focus: Identifying helpful advice and reflecting on the idea of God being with you.

Activities: 1. Top Tips 2. Shadows.

Resources: Post it notes or small pieces of paper for Top Tips, Shadow pictures, chalk.

- With the Top Tips you might also get the children to offer top tips for dealing with specific problems.
- With the shadows: if you can go outdoors you will need chalk for drawing around shadows and produce some amazing pictures! If the weather doesn't allow, maybe you can set up some shadows indoors to look at and even photograph.
- There are some images of shadows attached to use on the class screen if you need to.

1 thing to do!

Focus: Celebrating the theme of our assemblies for the year with some fun!

Activities: 1. Power in Me song and dance.

Resources: See 2 video clip options to show—both show the lyrics.

- Although you may not be allowed to sing, the dancing should feel celebratory.
- You might suggest that each class come with some 'moves' to lead the dancing.

Brentwood Schools Christian Worker Trust

is a local educational charity serving schools in the Brentwood area with Assemblies, Lessons, Clubs, Prayer Spaces and Pupil Support.

Office@bscwt.org

www.bscwt.org



Meaning Value Transcendence Connecting Becoming



Power to...GO



What do you need for your journey?

Some activities to help you to explore the ideas in our assembly

1 : Where will you go?

Jesus told his friends to go around their country and also to other countries to tell people about Jesus.

- If you could go anywhere, where would you like to go?


It could be a place, to see certain people, an activity, another country, anywhere!

- Draw a picture of the place you choose. Make sure you include yourself and what you would do there!



2 : Suitcase for Life

Think of your answers to the questions in this suitcase, then write or draw your answers in the big suitcase attached..



3 : Secret Code

In the assembly we found out that Jesus' followers believed something very helpful as they travelled and spread the GOOD NEWS. It helped them to keep going especially when they were facing difficulty.

See whether you can decipher the code using the sheet attached, to find out what that belief was?

What difference do you think believing this would make to anyone?

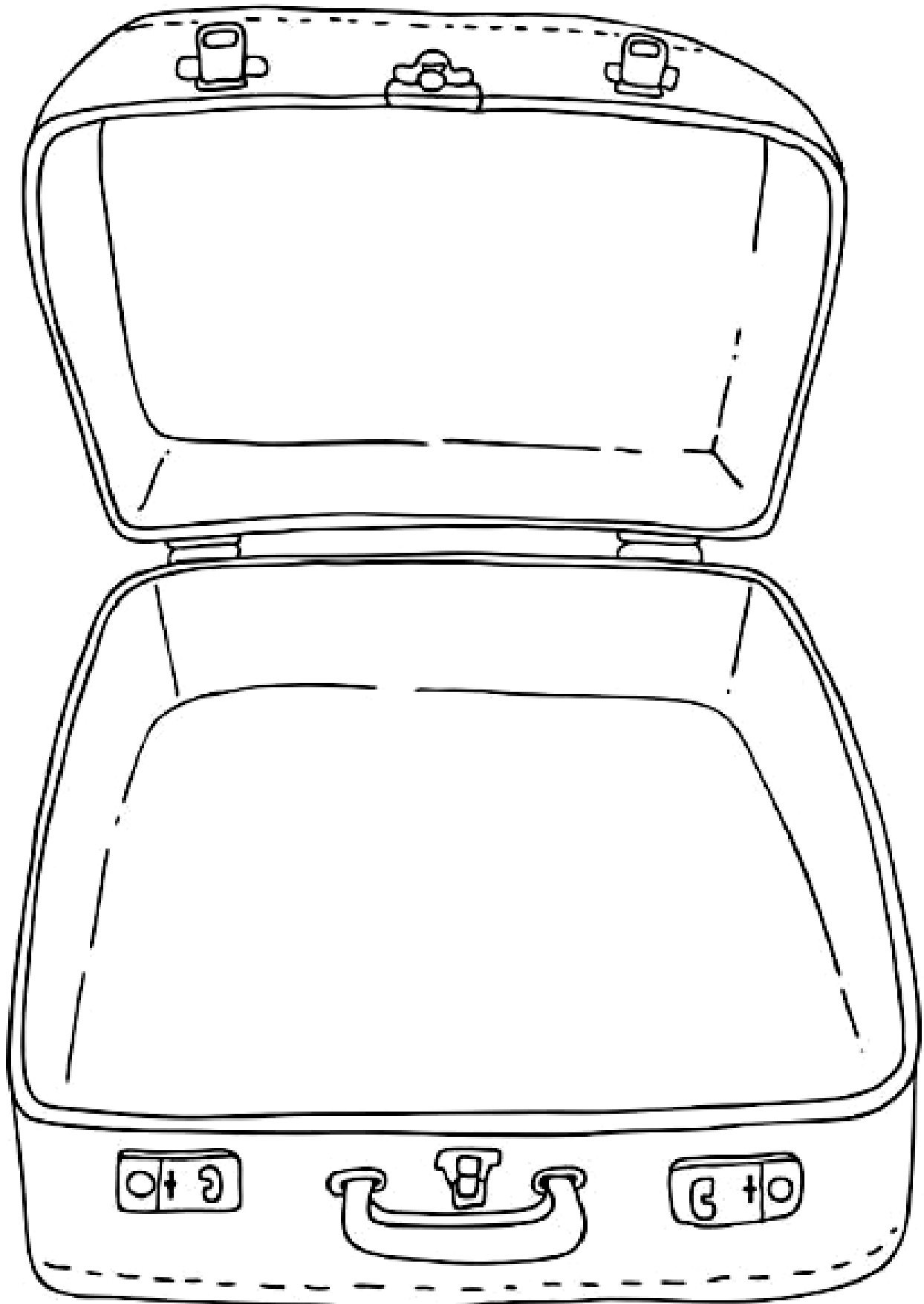
It helps us to know that

We are thankful for God's



2 : Suitcase for Life

What would I take with me?



3 : Secret Code

What message is here taken from the Bible based on **Matthew 28:20**?

Each number stands for a letter of the alphabet. Write the correct letter in the blank to find the coded words and phrase.

CODE:

A = 1

J = 10

S = 19

B = 2

K = 11

T = 20

C = 3

L = 12

U = 21

D = 4

M = 13

V = 22

E = 5

N = 14

W = 23

F = 6

O = 15

X = 24

G = 7

P = 16

Y = 25

H = 8

Q = 17

Z = 26

I = 9

R = 18

It helps us to know that

— — — — —
10 5 19 21 19

— —
9 19

— — — — —
1 12 23 1 25 19

— — — — —
23 9 20 8

— —
21 19

We can be thankful for God's

— — — — —
16 18 5 19 5 14 3 5





Power to....GO

What do you need for your journey?



Some activities to help your class to explore the ideas in our assembly

1 : Top tips

What advice have people given you that you have found helpful or important? This could be something that family, friends, or school have taught you.

Which top tips have you heard today from the assembly or others in the class that you think would be helpful?

- Play a 'shopping list' memory game in class, listing 'top-tips' and see how many top tips can be remembered in one list!
- Combine your ideas and write the top tips on post-it notes or paper and stick them onto an A3 piece of paper to make a display.




2 : Shadows

Have a discussion in class about what difference it makes to know someone is with you, using the suggestions below. Then go outside to draw some shadows.

Jesus said "I will always be with you" and in the assembly you heard examples of Jesus' followers saying that God or Jesus was with them.

- What do you think about the idea of God/Jesus/the Holy Spirit always being with you? What difference does it make?
- Think about your shadow and how it is connected to you – whenever you move it moves with you. Think of words to describe your shadow.



- If you are able to go outside, move around and see what your shadow does. Someone can draw around your shadow on the ground. If inside, then look at the shadow pictures attached.
- Discuss as a class what our thoughts about shadows could tell us about God?

2 : Shadows





Power to...GO



What do you need for your journey?

An activity to help your school to explore the ideas in our assembly

1 : Power in me

Over this past year in our "Power to ..." assemblies, we have been reflecting on how Jesus sent the Holy Spirit of God to his friends and gave them:

POWER TO ACT

POWER TO TEACH

POWER TO HOPE

POWER TO FORGIVE

POWER TO LOVE

POWER TO GO

Christians believe that this Holy Spirit power of God is available to help them in their lives too. To energetically celebrate this message as a whole school play this song during your collective worship – the children can dance and do actions (including some air guitar!)

"I've got the power in me" - song by Rebecca Lawrence. The video links show the lyrics.

YOUTUBE OPTION: <https://www.youtube.com/watch?v=rT2cB7w2aLY>

NON YOUTUBE OPTION: <https://www.wrigglyreaders.com/phonics/power-in-me>

Verse 1:

When the race is nearly done
And I feel I can't go on
I know I can do something about it
My heart will start to race
My body find the motion
And I will feel empowered from within.

Verse 2:

When someone's needing help
And the world just walks on by
I know I can do something about it
I'll stand up for their rights
My voice will find the words
And I will feel empowered from within.

Chorus:

I've got the power in me, You've got the
power in you, I've got the power, p p power,
got the power in me
Nobody's gonna hold me back
Nobody's gonna silence my words
Nobody's gonna close my mind
I've got the power in me.

Verse 3:

When my mind is closing down
And I'm lacking inspiration
I know I can do something about it
No one can stop me learning
Create my dreams and future
And I will feel empowered from within.