



Power to... Teach

What can I share?

Some activities to help you to explore the ideas in our assembly

Teacher's notes



- The activities we've included are designed to support spiritual, personal and social development.
- These suggestions are for use by pupils on their own, with others in class or as a whole school project.
- There are ideas to help both explore and reflect on the story and it's relevance to us today.

Bible references: Acts 8.26-40

Watch the story here: https://youtu.be/TGEqn7_teFo

Aims: To explore and reflect on the story of Philip and the Ethiopian and to promote connectedness and self efficacy.

3 things to do!

Focus: Realising we all have something important to share and teach in different ways and with help.

Activities: 1: What can I teach? 2: Ask a question 3: How?

Resources: Worksheet, What can I teach response sheet, post-it notes or scroll templates, paper cups and craft resources for Chariots,

- In the 'What can I teach' exercise it may be easier to talk through some ideas first.
- Younger age groups can colour in the maze as they think about the answers. There is an infants' response sheet with fewer questions and space for drawing or sticking in images.

2 things to do!

Focus: Reflecting on how we can encourage and help others in what we have to offer and learn together.

Activities: 1 : Show and tell with dice game 2 : Teach each other with teaching and learning notice board..

Resources: Dice, reflection sheets from 'What can I teach' activity, Chariot craft and post-its, templates for notice board, notice board.

- Younger children can choose one thing the class would like to share and work together to think of ways of sharing it. They might also like to think of all the people who teach and help them and who they can ask to answer questions for them.
- You may wish to extend the discussion to include something the class consider they are good at as a whole and might like to teach another class. Likewise, there may be something the whole class might like to get better at and you could discuss how they are going to do that.

1 thing to do!

Focus: Working together as an effective community sharing knowledge and things of importance..

Activities: 1 : Share your news

Resources: Craft, paper and pens, computers to produce newsheet.

Brentwood Schools Christian Worker Trust

is a local educational charity serving schools in the Brentwood area with Assemblies, Lessons, Clubs, Prayer Spaces and Pupil Support.

Office@bscwt.org <https://bscwt.org>



Meaning Value Transcendence Connecting Becoming



Power to...Teach

What can I share?



Some activities to help you to explore the ideas in our assembly

1 : What can I teach?

EVERYONE has something they can share or teach even if they are shy!

Use the attached sheet to spend some time thinking about what you think is important and what you could share with someone else.

2 : Ask A Question

- Is there something you liked or noticed in the assembly?
- Was there something you would like to know more about from the assembly?
- Write or draw your answer on a scroll or post-it.
- Make a chariot to keep your scrolls in and add to when you think of something you would like to know.



3 : How?



When Philip and the Ethiopian man met, Philip taught and the man learned.

- Can you find your way through the maze to join them together?
- Run your finger along the route and as you do can you think the answers to the questions? If you want to you can make a note of your answers.

Imagine you are Philip:

What did you want to share?

Who helped you to teach?



Imagine you are the Ethiopian man:

What do you want to know?

How could you find out?

1 : What can I teach?

EVERYONE has something they can share or teach even if they are shy!

Spend some time thinking about what you think is important and what you could share with someone.


I'll try to think of something which ...



- Makes me happy
- Is my favourite colour
- I enjoy eating
- Is a good memory
- Makes me feel strong
- I'm good at
- I believe
- Is good news
- Makes me feel safe
- I love doing

Top 3
from
this list

Ideas for
how to
share



1 : What can I teach?

EVERYONE has something they can share or teach even if they are shy!

I'll try to think
of something
which ...

Makes me happy

Is my favourite colour

I like eating

I love doing

I'm good at



I like
BEST

HOW
TO
share



Make a Chariot

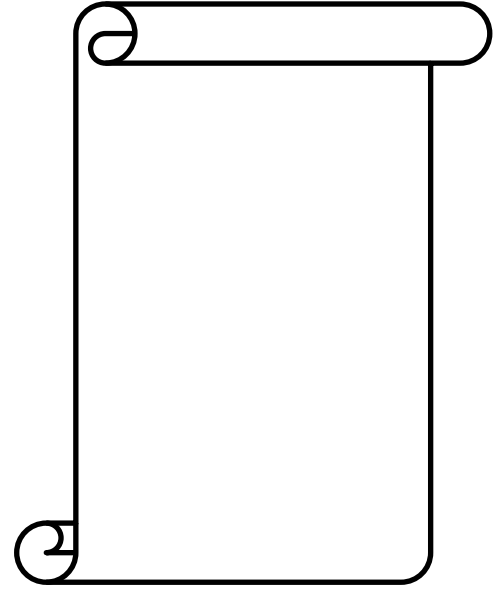


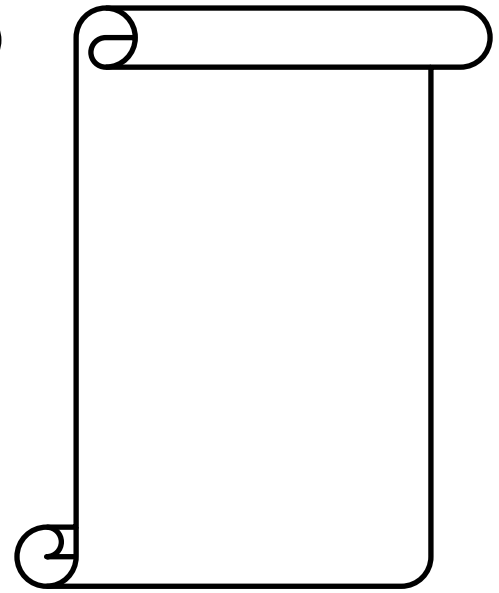



Some ideas of how to make a chariot:

Use a paper cup, or maybe a clean yogurt pot.

Don't cut too low at the back—you want your post-its or scrolls to stay put inside.

You could print out a picture of a chariot and stick it to a pot.

You could use post-it notes or make your own scrolls.





Power to...Teach

What can I share?



Some activities to help your class to explore the ideas in our assembly


1 : Show and tell

The story in the assembly is all about teaching. The Holy Spirit guides Philip, Philip guides the Ethiopian. The Ethiopian wants to know more, Philip wants to help him understand. Philip wants to share the Good News about Jesus, he shares it and the Ethiopian man understands how things in his holy writings link to Jesus.


Take some time in the class to talk about the teaching and learning in the story and in general then play this game:

- Ask the children to pick one of the things they would like to share. With their table ask them to decide on one of the choices for the whole table.
- Throw the dice and check what the number corresponds to.
- Ask the tables to think of ways that they could use that method to teach their choice!


Throw of the Dice!




Using your hands




Using smell




By singing



By dancing



By miming

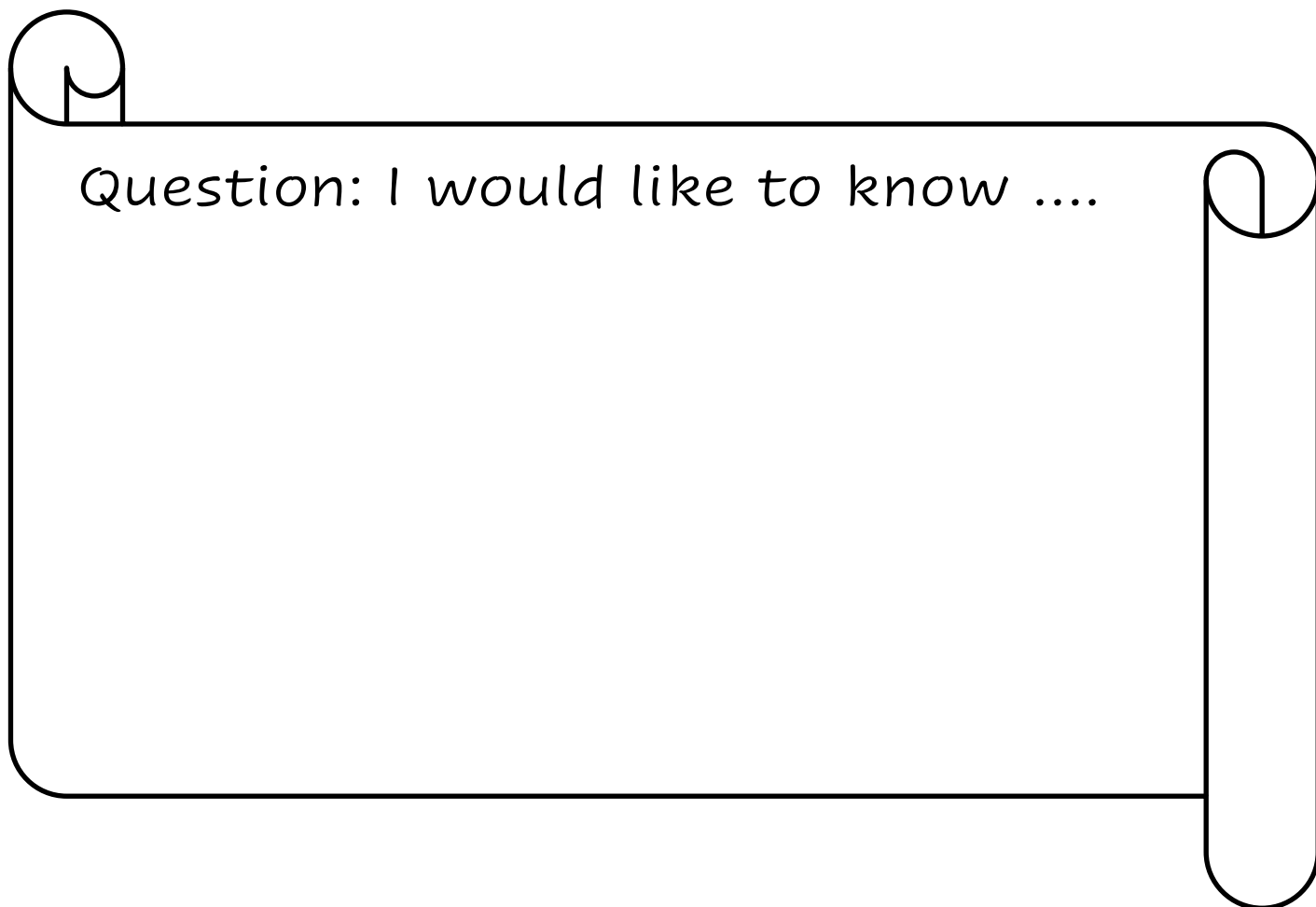


Using taste

2 : Teach each other


- These tasks can be used to explore the story and then generally for any questions.
- Take it in turns to read a scroll, taken at random, from your chariots.
- As each one is read, ask the class for suggestions for the answer to the question.
- Make a class question and answer board in your classroom. Pin up the scrolls as you ask the questions, or make some bigger display ones. Add speech bubble answers on the board with the name of whoever gave the answers. (you may need more than one answer!).

Power to Teach Question and answer Scrolls



Question: I would like to know

A scroll template with a question line and a large empty space for an answer. The scroll is unrolled, showing a question line and a large empty space for an answer. The scroll is decorated with a small circle at the top left and a small circle at the top right.



I would like to share:

A speech bubble template for sharing an answer. The speech bubble is large and empty, with a small tail pointing towards the bottom left. The text "I would like to share:" is written inside the bubble.



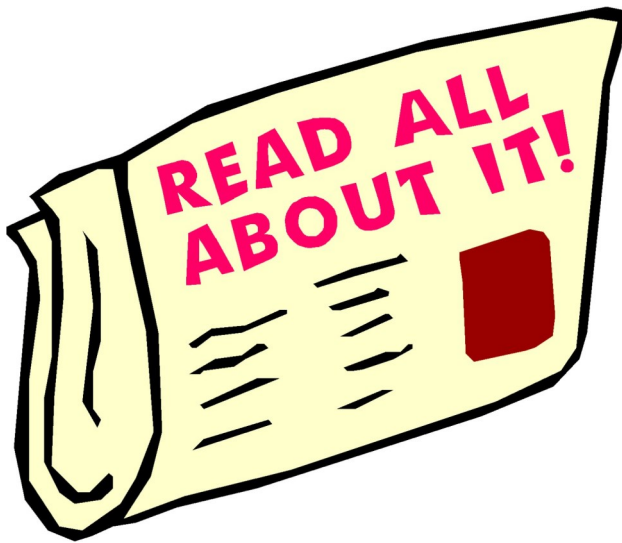
Power to...Teach

What can I share?



An activity to help your school to explore the ideas in our assembly

1 : Share your news



Make a class news sheet to send to your neighbouring classes or even the whole school!

- You could include:
- What you've learnt from the assembly.
- What questions you asked about the assembly and still want to know.
- Different things your class are willing to teach to others.
- Top tips for teaching and learning.
- Important things your class want to share.
- Pictures and art.
- LOADS MORE!

Why not look into sharing some of your class news with the parents in a whole school newsletter?