




Power to...LOVE

Love God & Love Each Other

Some activities to help you to explore the ideas in our assembly

Teacher's Notes



- The activities we've included are designed to support spiritual, personal and social development.
- These suggestions are for use by pupils on their own, with others in class or as a whole school project.
- There are ideas to help both explore and reflect on the story and it's relevance to us today.

Bible references: Acts 2:43-47 and Acts 4:32-37 and John 13:1-17.

Aims: To explore and reflect on what Jesus taught about love and how the disciples put this into action, so pupils can link it to their own lives in exploring what love is and does.

3 things to do!

Focus: Exploring descriptions of love and Jesus' message about love.

Activities: 1. Love slogans 2. Hearts and Hands 3. Challenging Love

Resources: Worksheet, templates, light card/plain paper, pencils, felt pens, scissors.

- In the Teacher's Pack there is an additional picture of the slogans for use on a whiteboard etc. if needed.
- There is an extra hand template for simplicity and speed, if needed.
- There are 3 puzzles in the challenge section, with increasing order of difficulty.

2 things to do!

Focus: For pupils to consider their own thoughts about love and what love 'looks' like.

Activities: 1. 'Love is..' hearts 2. Discuss and Share

Resources: Children draw own hearts or use heart template provided to print. Magazine or printed pictures, felt pens, scissors, glue, string or wool.

- The 'Love is..' hearts can be displayed or used in a number of ways according to your classroom setting.
- The discussion starts with the reflective questions from the assembly, then moves on to thinking about how we can share.

1 thing to do!

Focus: To identify and enact real life examples of Saint Paul's description of love.

Activities: 1. Explore love statements from the Bible to share with the school.

Resources: Love statements from 1 Corinthians 13, poster making equipment

- Interesting point: The love statements in 1 Corinthians 13 are very popular to use at weddings.

Brentwood Schools Christian Worker Trust

is a local educational charity serving schools in the Brentwood area with Assemblies, Lessons, Clubs, Prayer Spaces and Pupil Support.

Office@bscwt.org

www.bscwt.org



Meaning Value Transcendence Connecting Becoming



Power to...LOVE

Love God & Love Each Other

3
things
to do!

Some activities to help you to explore the ideas in our assembly

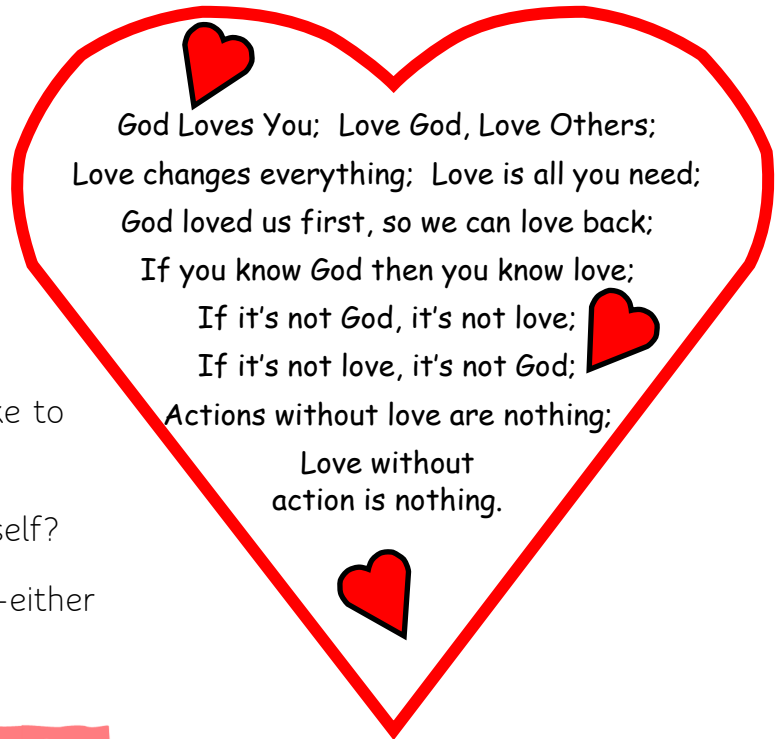
1 : Love slogans

In the assembly John thought of these different slogans for love.

Close your eyes and picture yourself with John and Jesus' friends, spreading the news about Jesus.

- Which of John's 'slogans' would you like to tell others?
- Can you think of a good 'slogan' yourself?


Use the template to make a slogan poster—either one of John's or your own.



2 : Hearts & hands



How many different ways can you use your hands to make a heart shape?



As you make the shape, think about how you can use your hands to show someone you love them.



Now use your hands to make the heart craft (see the directions attached).



Decorate your hand craft to show the ideas of how to show love.

3 : Challenging Love

It can be difficult to work out all these ideas about LOVE.


On the sheet attached are some different puzzles to help remind you what we thought about in the assembly film:

- (1) Missing letters
- (2) Code breaker
- (3) Crossword

When you have the answers, see whether you can remember the rest of the story and ideas from the Assembly.


1 : Love Slogans

Use this template to make a love slogan poster of your own!

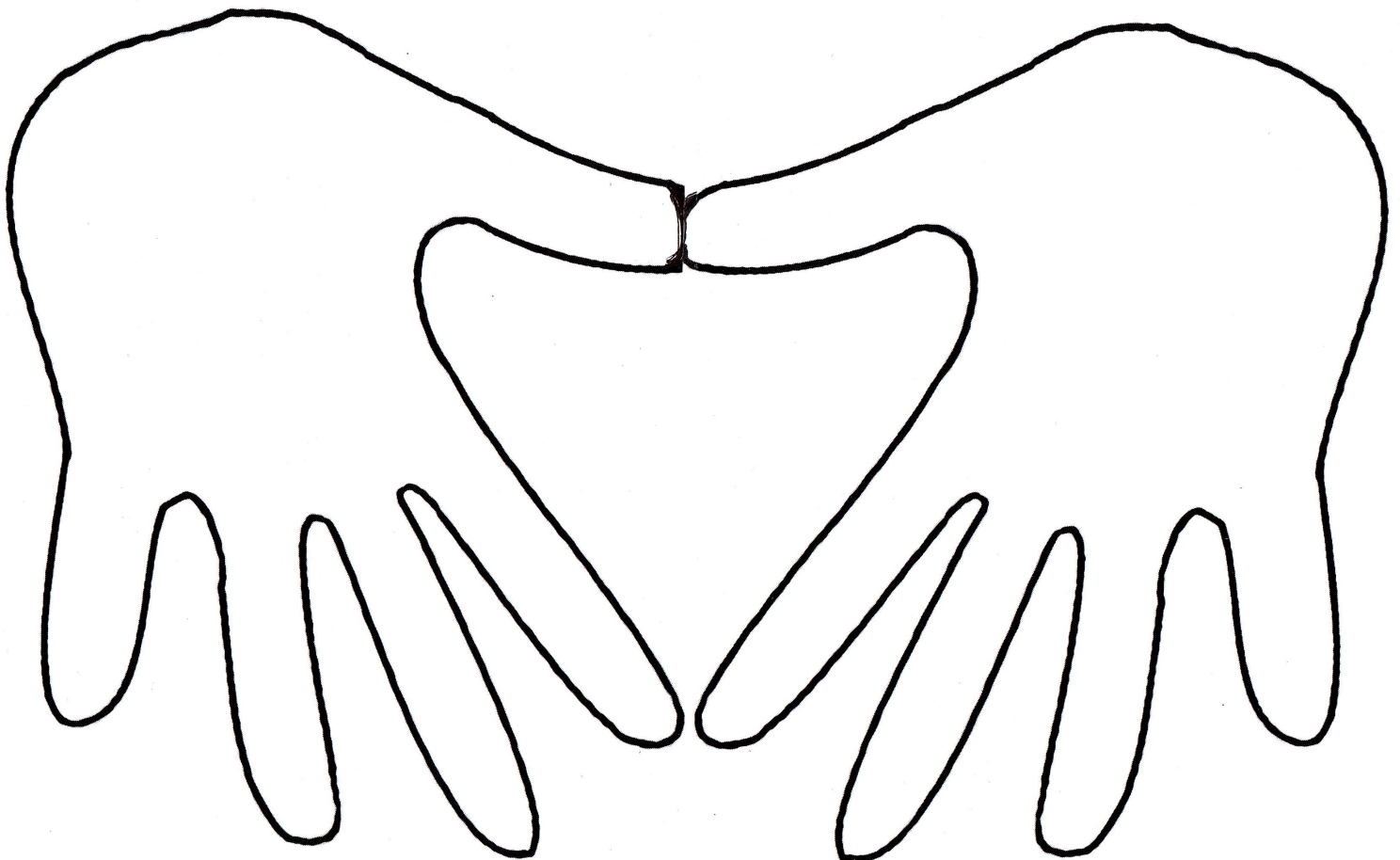




God Loves You; Love God, Love Others;
Love changes everything; Love is all you need;
God loved us first, so we can love back;
If you know God then you know love;
If it's not God, it's not love;
If it's not love, it's not God;
Actions without love are nothing;
Love without
action is nothing.



2 : Hands and Hearts



3 : Challenging Love (1) - Missing Letters

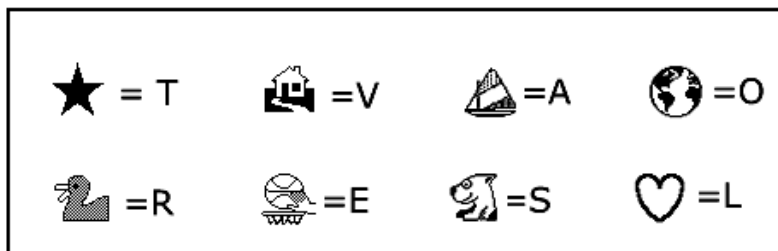
Can you use the letters below to fill in the gaps in the words to make sense of the sentence?

o n h t d v

L_ve Go_ a_d lo_e
eac_ o_her.

3 : Challenging Love (2) - Code Breaker

What did Jesus command us to do? Use this code to find the answer.



"
_ _ _ _ CH _ _ H _ _ _
❤ 🌍 🏠 🏊 🏊 🚤 🌍 ★ 🏊 🦁 🚤 🐯

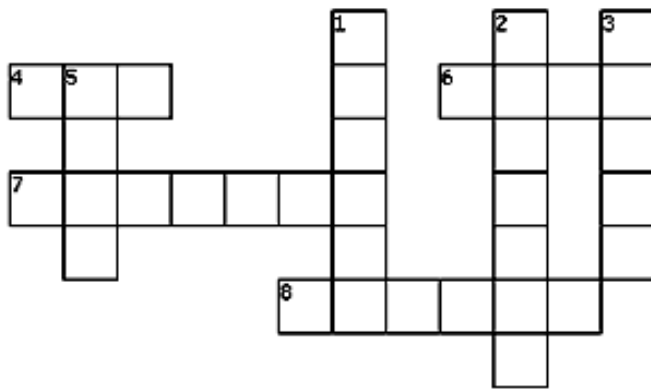
I H _ _ _ _ D Y _ U."
🚤 🏠 🏊 ❤ 🌍 🏠 🏊 🌍

John 15:12 (NIV)

3 : Challenging Love (3) - Crossword

*Love each other as
I have loved you.*

John 15:12 (NIV)



ACROSS

4. A state of happiness or delight
6. To hold dear, to like or desire greatly
7. Someone that performs duties for a master
8. A person that you like very much

DOWN

1. One who has authority over another person
2. An order which a person is expected to obey
3. To gain knowledge, skill, or understanding
5. To do what you are told; follow the rules

Words Used

love	command	friend	joy
obey	servant	master	learn



Power to...LOVE

Love God & Love Each Other



Some activities to help your class to explore the ideas in our assembly

1 : 'Love is...' hearts

Write, draw or cut out pictures of actions that are ways of showing love. Decorate the hearts with the template provided on the next page.



You can use the shapes to:

- create 3D hearts to hang in the classroom.
- collect in a special container that pupils can look at and read.
- put up as a class display.



2 : Discuss and share

1. Spend some time thinking about the questions in the assembly film:

- How would you feel if you were part of a community like Jesus' friends were?
- How does it feel when you know someone loves you?
- What does the story of Jesus washing his friends' feet tell us about love?
- Did you learn anything new about love today?









2. Focus on SHARING as a way of loving each other. Discuss the community Jesus' friends talk about in the assembly film – how they shared and experienced many things together.

- Can you remember what they shared – things or shared experiences?
(*Land, things they owned, money, meals, visiting the Temple, miracles*)
- What do you find easy to share?
- What do you find tricky to share?
- What difference does it make if you share?
- What difference does it make when you are having shared positive experiences with other people?
- How did Jesus' friends manage to share and love each other when they found it difficult?

1 : 'Love is...' hearts

Write, draw or stick pictures of actions that are ways of showing or doing love. If you want to make a 3D heart to hang, use 3 or more hearts, fold them in half and glue two together half back to back. Then glue another to the free half, back to back, and so on, joining the first and last to finish (*see picture*).





Power to...FORGIVE

Love God & Love Each Other



An activity to help your school to explore the ideas in our assembly

1 : What does LOVE look like?

Using the list below, assign different statements to each class.

- Each class discuss what their given statements could mean and think of examples of what this type of love could look like.
- Each class could create a poster to put up outside their classroom or all together in a big display LOVE.
- Each class could think about and plan an action they could take to show the rest of the school what this kind of love looks like.
- Classes might take turns to share this with the school perhaps through assembly time or by sending their poster to the other classes.

**These love statements are from
1 Corinthians 13 in the Bible.**

Love is patient and kind.
Love is not jealous or boastful.
Love is not proud or rude.
Love does not demand its own way.
Love is not irritable.
Love keeps no record of being wronged.
Love does not rejoice about injustice or unfairness.
Love is glad when truth and goodness win.
Love never gives up .
Love never loses faith.
Love is always hopeful.
Love keeps going whatever happens.

