



US012395313B1

(12) **United States Patent**
Norman, Jr.

(10) **Patent No.:** **US 12,395,313 B1**
(45) **Date of Patent:** **Aug. 19, 2025**

(54) **METHODS AND SENSOR ARRAY
PLATFORMS FOR CREATING AND
MONITORING CRYPTOGRAPHIC
BLOCKCHAIN IMAGES AND EXECUTING
PROGRAMS BASED ON MONITORED
IMAGES**

(71) Applicant: **Kimball John Norman, Jr.**, McKinney,
TX (US)

(72) Inventor: **Kimball John Norman, Jr.**, McKinney,
TX (US)

(73) Assignee: **Response Images, LLC**, Dallas, TX
(US)

(*) Notice: Subject to any disclaimer, the term of this
patent is extended or adjusted under 35
U.S.C. 154(b) by 149 days.

(21) Appl. No.: **17/460,066**

(22) Filed: **Aug. 27, 2021**

Related U.S. Application Data

(60) Provisional application No. 63/103,828, filed on Aug.
28, 2020.

(51) **Int. Cl.**
H04L 9/00 (2022.01)

(52) **U.S. Cl.**
CPC . **H04L 9/00** (2013.01); **H04L 9/50** (2022.05)

(58) **Field of Classification Search**
CPC **H04L 9/00**; **H04L 9/50**
See application file for complete search history.

(56) **References Cited**

U.S. PATENT DOCUMENTS

8,301,610 B2 * 10/2012 Driesen G06F 16/2477
707/706
10,360,688 B2 * 7/2019 Saquib G06T 3/0093

10,361,866 B1 * 7/2019 McGregor H04L 9/0637
10,497,063 B2 * 12/2019 Lehman G06Q 20/322
10,565,358 B1 * 2/2020 Bertsch H04L 63/123
10,878,388 B2 * 12/2020 Wang G06Q 20/0655
10,891,694 B1 * 1/2021 Leise G08G 1/0112
11,057,240 B2 * 7/2021 Skertic G05B 19/0421
11,250,485 B2 * 2/2022 Fox G06F 16/54
11,281,940 B2 * 3/2022 Toyoda G06F 18/214
11,297,500 B2 * 4/2022 Jain H04L 9/3297
11,334,882 B1 * 5/2022 Jameson H04L 9/3231
11,651,346 B1 * 5/2023 Medina, III G07G 1/01
705/24
11,710,280 B1 * 7/2023 Durairaj G06T 17/00
345/419
11,838,400 B2 * 12/2023 Givental H04L 9/0618
(Continued)

FOREIGN PATENT DOCUMENTS

WO WO-2019108168 A1 * 6/2019 G06F 21/10

OTHER PUBLICATIONS

Senkyire et al; "Validation of Forensic Crime Scene Images Using
Watermarking and Cryptographic Blockchain", 2019, IEEE, pp.
1-4. (Year: 2019).*

Primary Examiner — Matthew Smithers

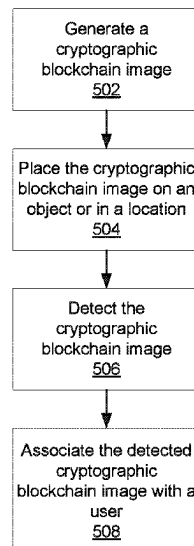
(74) *Attorney, Agent, or Firm* — Edward B. Weller

(57) **ABSTRACT**

In one embodiment, a sensor array platform creates and
monitors cryptographic blockchain images and executes
programs based on monitored images and methods therefor.
In one embodiment, a method comprises generating a cryp-
tographic blockchain image; placing the cryptographic
blockchain image on an object or in a location; detecting the
cryptographic blockchain image; and associating the
detected cryptographic blockchain image with a user.

19 Claims, 6 Drawing Sheets

500



(56)

References Cited

U.S. PATENT DOCUMENTS

11,962,432	B2 *	4/2024	Mishelevich	H04L 12/12
2010/0002070	A1 *	1/2010	Ahiska	H04N 7/181
					348/E7.001
2015/0371219	A1 *	12/2015	Ljujic	G06Q 40/02
					358/1.18
2017/0206532	A1 *	7/2017	Choi	G06Q 30/02
2018/0227293	A1 *	8/2018	Uhr	H04L 9/3268
2019/0102163	A1 *	4/2019	Witherspoon	G06F 8/65
2019/0166101	A1 *	5/2019	Ramos	G06Q 50/265
2019/0173884	A1 *	6/2019	Vincent	G06Q 20/389
2019/0228409	A1 *	7/2019	Madisetti	G06Q 40/03
2019/0378192	A1 *	12/2019	Fox	G06F 16/5866
2019/0385238	A1 *	12/2019	Bowers	G06Q 40/08
2019/0385269	A1 *	12/2019	Zachary	H04N 7/188
2020/0019864	A1 *	1/2020	Gu	G05B 19/4183
2020/0034945	A1 *	1/2020	Soundararajan	H04L 9/3271
2020/0162236	A1 *	5/2020	Miller	G06F 40/174
2020/0169407	A1 *	5/2020	Wei	H04L 63/10
2020/0213110	A1 *	7/2020	Cage	G06F 16/182
2020/0242215	A1 *	7/2020	Zou	G06Q 20/405
2020/0265124	A1 *	8/2020	Li	H04L 9/0637
2020/0293500	A1 *	9/2020	Patil	H04L 9/3239
2020/0302029	A1 *	9/2020	Holm	G06T 15/503
2020/0341702	A1 *	10/2020	Kosaka	G06F 21/608
2020/0357198	A1 *	11/2020	Bennett	G06F 16/27
2020/0364456	A1 *	11/2020	Tran	B64C 39/024
2020/0382285	A1 *	12/2020	Nuzzi	H04L 9/0643
2021/0073019	A1 *	3/2021	Murray	H04L 9/3239
2021/0097484	A1 *	4/2021	Ramos	G06V 20/52
2021/0173903	A1 *	6/2021	Choudhury	G06F 16/2255
2021/0192003	A1 *	6/2021	Kargaran	G06F 16/9554
2021/0194699	A1 *	6/2021	Tatonetti	H04N 7/025
2021/0203555	A1 *	7/2021	Kulkarni	H04L 67/10
2021/0272037	A1 *	9/2021	Hanebeck	H04W 4/35
2021/0279014	A1 *	9/2021	Kim	G06F 3/1285
2021/0303546	A1 *	9/2021	Bell	G06F 16/9535
2021/0306133	A1 *	9/2021	Mathew	H04L 9/3297
2021/0326992	A1 *	10/2021	Leise	G06N 20/00
2021/0390533	A1 *	12/2021	Fan	G06Q 20/3825
2021/0406920	A1 *	12/2021	McLaney	G06Q 20/389
2022/0027912	A1 *	1/2022	Chaum	G06Q 20/409
2022/0058241	A1 *	2/2022	Ekberg	H04N 21/4627
2022/0131705	A1 *	4/2022	Venkatesh	G06F 3/1287
2022/0165098	A1 *	5/2022	Hausman	H04L 9/3239
2022/0277437	A1 *	9/2022	McGregor	H04N 1/32283
2022/0292769	A1 *	9/2022	Kato	G06V 20/17
2022/0407912	A1 *	12/2022	Paczkowski	G06N 5/043
2024/0127358	A1 *	4/2024	Mathur	G06Q 40/08

* cited by examiner

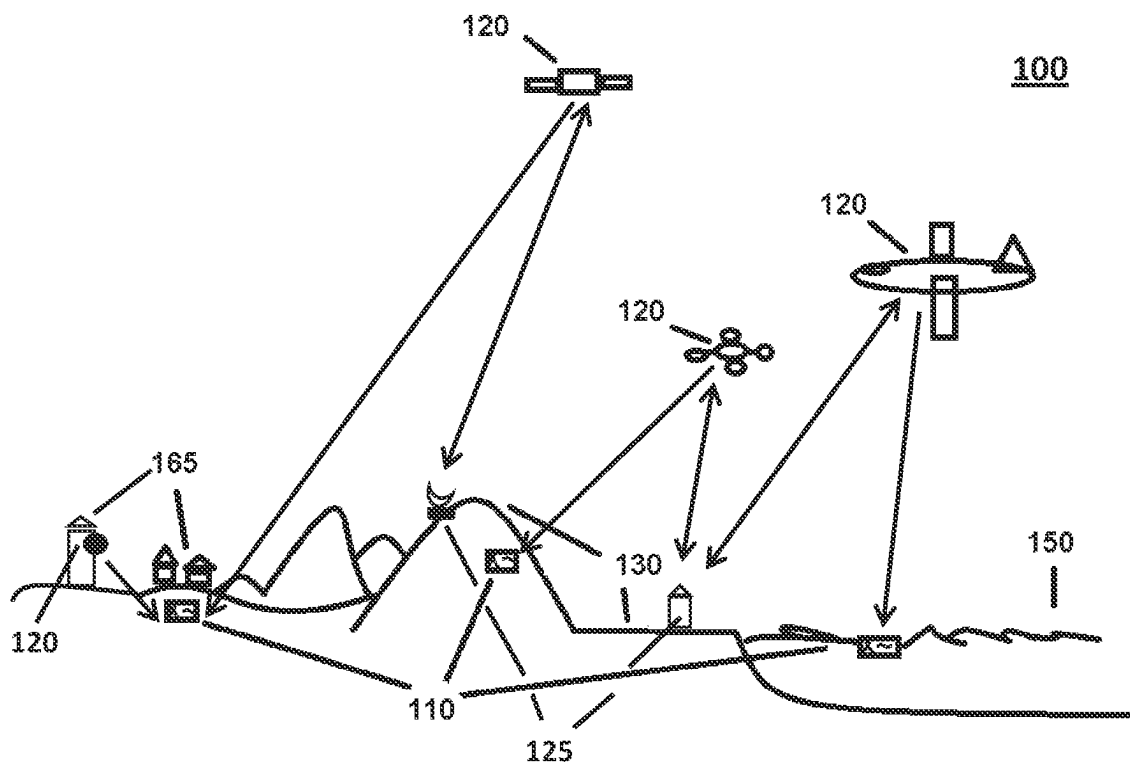


Figure 1

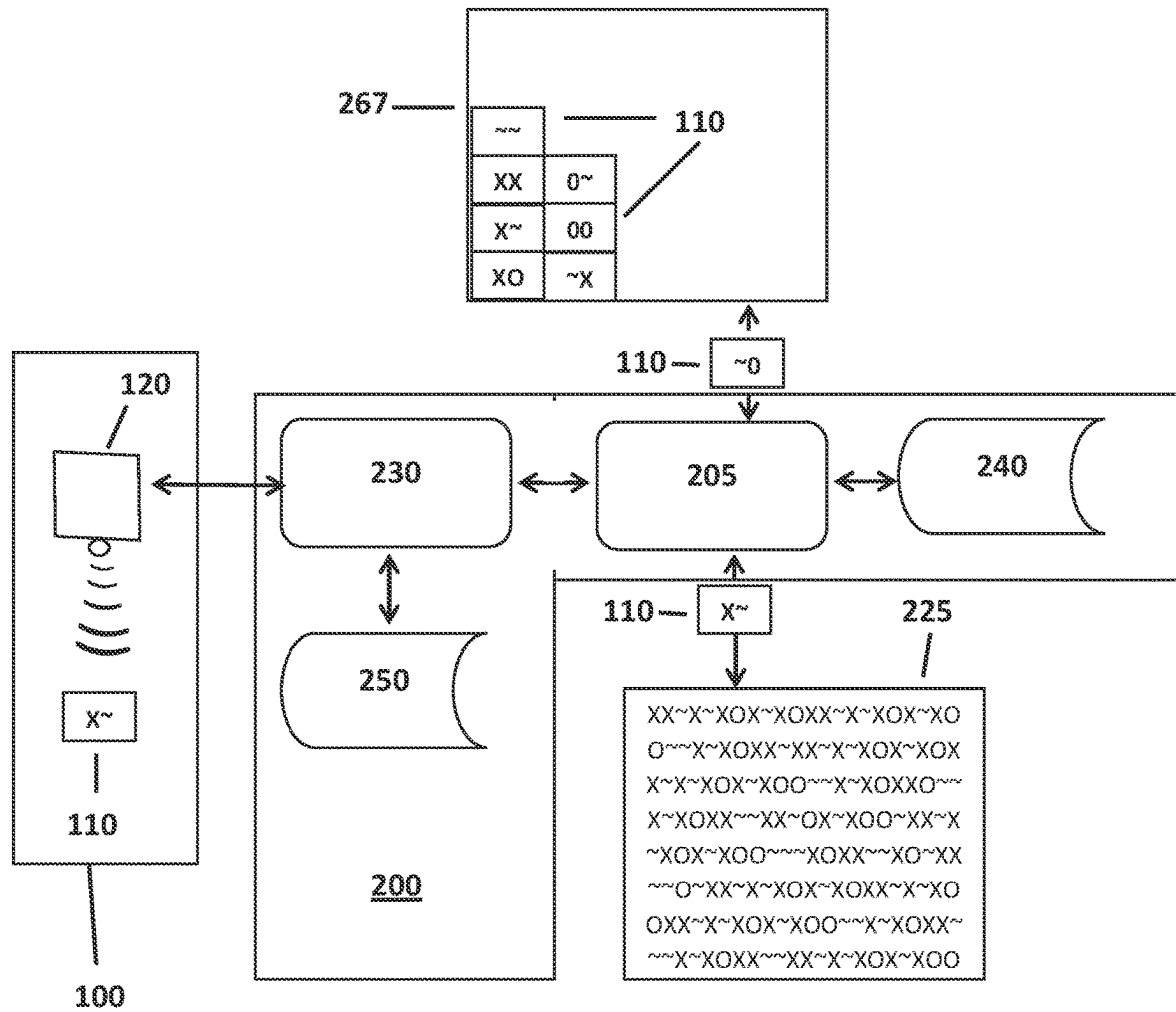


Figure 2

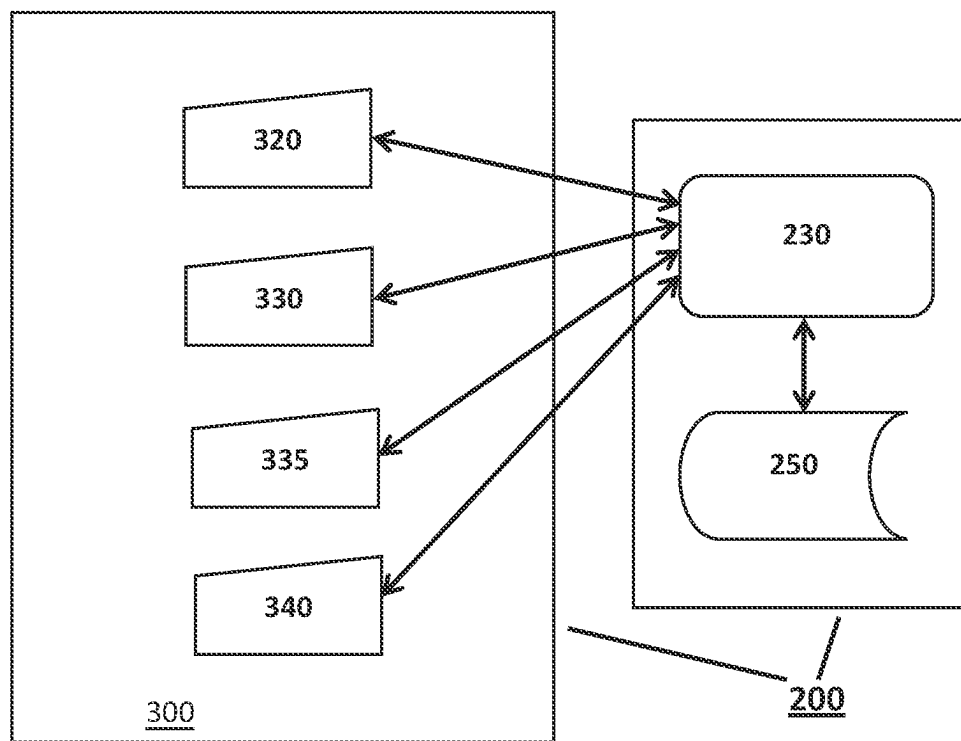


Figure 3

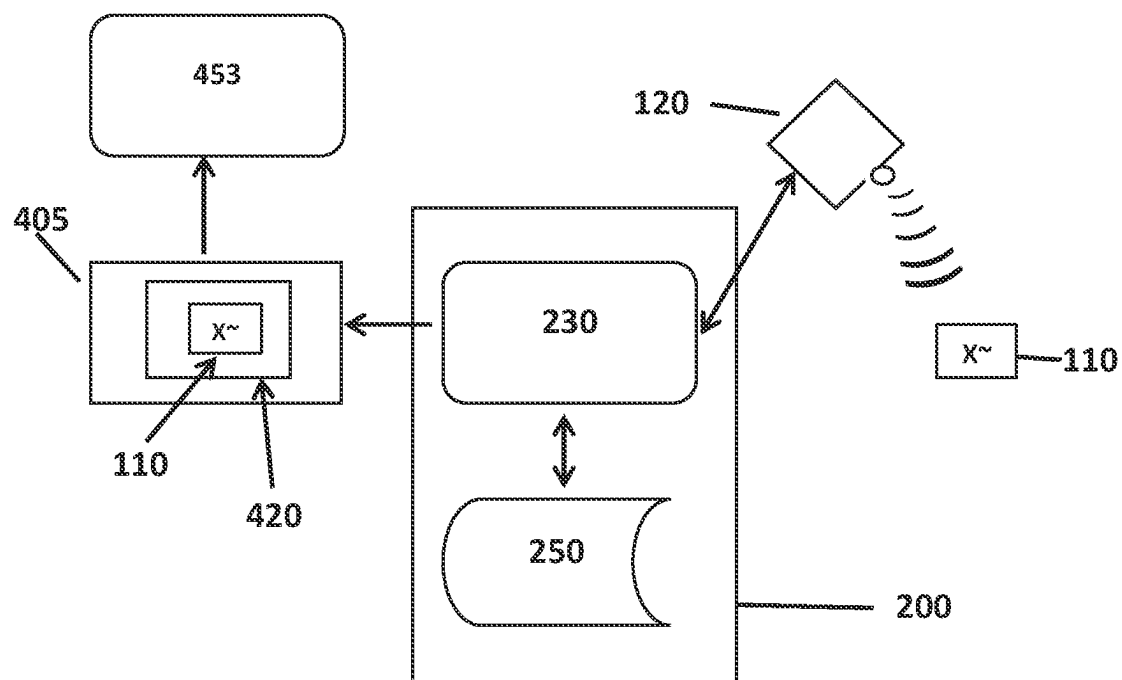
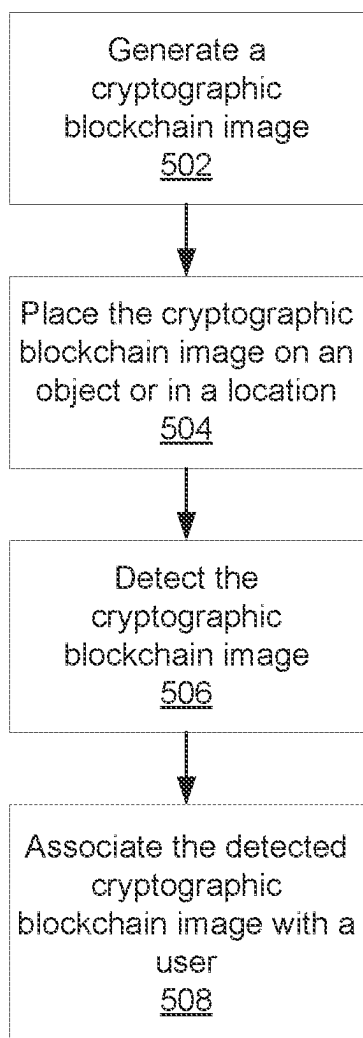
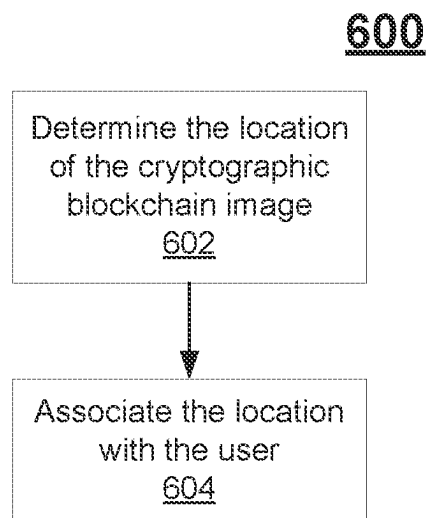
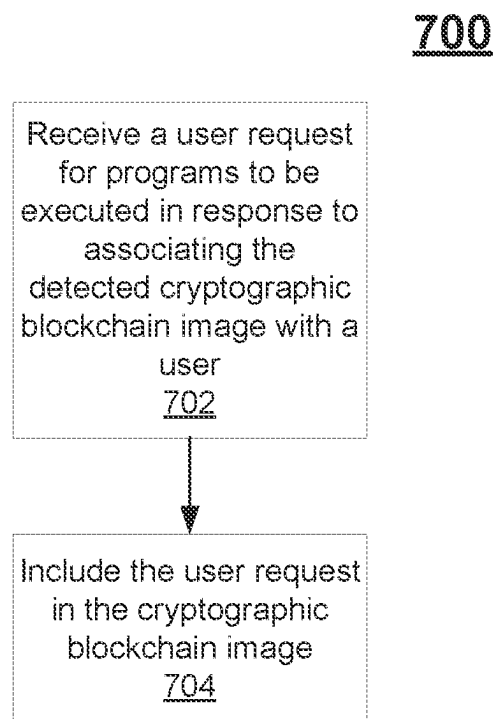
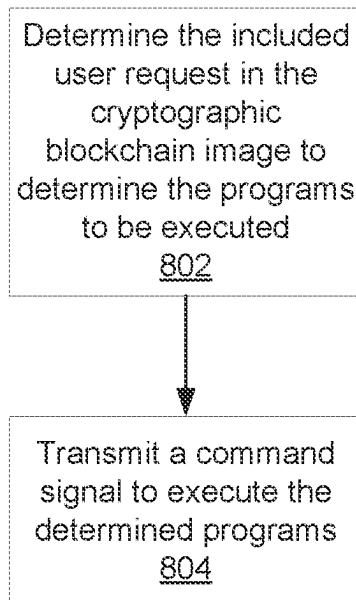
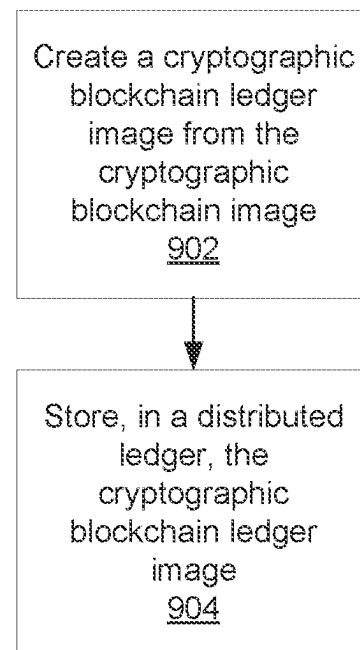


Figure 4

**Figure 5****Figure 6****Figure 7**

800**Figure 8****900****Figure 9**

1

**METHODS AND SENSOR ARRAY
PLATFORMS FOR CREATING AND
MONITORING CRYPTOGRAPHIC
BLOCKCHAIN IMAGES AND EXECUTING
PROGRAMS BASED ON MONITORED
IMAGES**

RELATED APPLICATIONS

This application claims the benefit under 35 USC § 119 to U.S. Provisional Patent Application Ser. No. 63/103,828 filed on Aug. 28, 2020, which is incorporated by reference herein in its entirety.

BACKGROUND

The disclosure relates to satellites, drones and other hardware equipped with image/spectra sensors, and, more particularly, communication systems for hardware systems and communications from a distance with users lacking a radio frequency device.

Unless otherwise indicated herein, the approaches described in this section are not admitted to be prior art by inclusion in this section.

Throughout history long distance communication methods have been vital to informing people far away of events that are taking place without direct human contact from messengers. A few examples of these are signal fires, smoke signals, the use of percussion instruments, and mirrors reflecting light to distant observers in a predetermined distinguishable pattern that can be observed and interpreted to communicate a message. Long distance and localized communication methods are still needed in many areas where there are no cellular networks, in large areas of wilderness and over vast areas of the oceans. It is desired to have a communication system to those underserved areas and areas where modern electronic systems may be affected by natural disasters or manmade events. It is also desired to have a communication system that can also be utilized in addition to current communication systems providing additional information and security improving communication.

SUMMARY

The present disclosure provides for methods and sensor array platforms for creating and monitoring cryptographic blockchain images and executing programs based on monitored images and methods therefor. In one embodiment, a method comprises generating a cryptographic blockchain image; placing the cryptographic blockchain image on an object or in a location; detecting the cryptographic blockchain image; and associating the detected cryptographic blockchain image with a user.

In one embodiment, the method further comprises determining the location of the cryptographic blockchain image; and associating the location with the user.

In one embodiment, the method further comprises receiving a user request for programs to be executed in response to associating the detected cryptographic blockchain image with a user; and including the user request in the cryptographic blockchain image.

In one embodiment, associating the detected cryptographic blockchain image with a user includes determining the included user request in the cryptographic blockchain image to determine the programs to be executed; and transmitting a command signal to execute the determined programs.

2

In one embodiment, the method further comprises receiving another user request for other programs to be executed in response to associating the detected cryptographic blockchain image with a user; and including another user request in the cryptographic blockchain image

In one embodiment, the method further comprises creating a cryptographic blockchain ledger image from the cryptographic blockchain image; and storing, in a distributed ledger, the cryptographic blockchain ledger image.

In one embodiment, the disclosure provides for a system comprising a processor configured to execute computer program instructions and a non-transitory computer-readable storage medium storing computer program instructions executable by the processor to perform actions of the methods herein.

In one embodiment, the disclosure provides for a non-transitory computer-readable storage medium storing computer program instructions executable by a processor to perform actions of the methods herein.

The following detailed description and accompanying drawings provide a better understanding of the nature and advantages of the present disclosure.

BRIEF DESCRIPTION OF THE DRAWINGS

With respect to the discussion to follow and in particular to the drawings, it is stressed that the particulars shown represent examples for purposes of illustrative discussion, and are presented in the cause of providing a description of principles and conceptual aspects of the present disclosure. In this regard, no attempt is made to show implementation details beyond what is needed for a fundamental understanding of the present disclosure. The discussion to follow, in conjunction with the drawings, make apparent to those of skill in the art how embodiments in accordance with the present disclosure may be practiced. In the accompanying drawings:

FIG. 1 illustrates a pictorial diagram of a scalable sensor array platform; utilized by the platform system, which can be established locally, regionally, nationally, internationally or globally according to one embodiment.

FIG. 2 is a block diagram illustrating a platform system for creating and identifying the image according to one embodiment.

FIG. 3 is a block diagram illustrating the platform system of FIG. 2 and the settings that can be used by an account holder for a cryptographic blockchain image associated with the account holder's account according to some embodiments.

FIG. 4 is a block diagram illustrating the platform system of FIG. 2 identifying a cryptographic blockchain image and sending an electronic image of the location of the cryptographic blockchain image according to some embodiments.

FIG. 5 is a flowchart illustrating a process of operations of a cryptographic blockchain image according to one embodiment.

FIG. 6 is a flowchart illustrating a process of operations of locating a cryptographic blockchain image according to one embodiment.

FIG. 7 is a flowchart illustrating a process of creating a cryptographic blockchain image based on a user request according to one embodiment.

FIG. 8 is a flowchart illustrating a process of generating a communication signal based on a cryptographic blockchain image according to one embodiment.

FIG. 9 is a flowchart illustrating a process of creating a cryptographic blockchain ledger image according to one embodiment.

DETAILED DESCRIPTION

In the following description, for purposes of explanation, numerous examples and specific details are set forth in order to provide a thorough understanding of the present disclosure. It will be evident, however, to one skilled in the art that the present disclosure as expressed in the claims may include some or all of the features in these examples, alone or in combination with other features described below, and may further include modifications and equivalents of the features and concepts described herein.

Reference in the specification to “one embodiment”, “an embodiment”, “various embodiments” or “some embodiments” means that a particular feature, structure, or characteristic described in connection with these embodiments is included in at least one embodiment of the invention, and such references in various places in the specification are not necessarily all referring to the same embodiment.

The disclosure describes a hardware platform that can be comprised of artificial intelligence (AI) cryptographic blockchain communication system programs for the creation, distribution, monitoring for and identification of cryptographic blockchain images.

FIG. 1 illustrates a pictorial diagram of a scalable sensor array platform **100** that can be established locally, regionally, nationally, internationally or globally according to one embodiment. The platform **100** comprises a plurality of sensor platforms **120**. The sensor platforms **120** may include electronic image and/or spectra sensors. The sensor platforms **120** may be mounted on handheld devices, electronic terminals, satellites, drones, aerial vehicles, the earth's surface, and inside or outside manmade structures **165**. The sensor platform **120** is also referred to herein as sensor **120** for convenience.

The programmable cryptographic blockchain image **110** is also referred to herein as image **110** for convenience. The account holder is provided by an AI processor **125** a schedule of optimal viewing by sensors **120** that includes other instructions on how to optimize the search ability of the cryptographic hardware output image **110**.

Images **110** can be positioned, individually or in groups, on the earth's surface **130** and/or on, above, and below surfaces of water bodies **150**. In various embodiments, images **110** are affixed to vehicles, planes, image banners that can be placed, moved, and placed again in a different location, on buildings, tents, temporary shelter structures, lifejackets or other clothing apparel, accessories and as an electronic file to display the image **110** on an electronic display according to some embodiments. The images **110** can be identified and read by any one or a combination of sensors **120**.

The images **110** can be made and comprised of any one or a combination of an account holders individual's design accepted for use in the platform **100**, an electronic projection screen displaying one or a various number of images **110**, spectra sensitive materials woven or printed into or on various materials including, but not limited, to heat producing fibers for thermal detection by sensors **120**, printed on vinyl, stickers, wool or other unique cryptographic patterns designed and produced by the platform **100** of varying shapes and sizes. The images **110** can be formed of spectra sensitive materials identifiable and readable by any one or a combination of the sensors **120**.

The AI system **125** comprises programs that activate a series of executables that can include but not be limited to confirming and positioning the location of images **110** on a map, sending email, text, instruction, inventory number, required or requested action that has been correlated with the image **110** and a file containing these instructions stored in the memory of the platform described below in further detail in conjunction with FIGS. **2** and **3**. In response to the sensor **120** identifying and reading an image **110**, the AI system **125** executes one or more programs. These responses can be preprogrammed by account holders of the platform **100** for each image **110** that is associated with their account and has been detected and read by the sensors **120** which is further described below in conjunction with FIG. **3**. The account holder may change the settings of the account holder to reprogram the response of the AI system **125** based on the changed setting while using the same image **110**. The settings described below in conjunction with FIG. **3** may be done as initial programming or reprogramming by the account holder.

FIG. **2** is a block diagram illustrating a platform system **200** for creating and identifying the image **110** according to one embodiment. The platform system **200** comprises a processor **230** coupled to the sensor **120** and further comprises a memory **250** coupled to the processor **230** coupled to an AI processor **205** coupled to a cryptographic blockchain distributed ledger (DL) **240**. The cryptographic blockchain distributed ledger (DL) is also referred to herein as DL **240** for convenience. The platform system **200** tasks the artificial intelligence (AI) program processor **205** to create, assign, and manage a DL **240** for the images **110**. The processor **230** executes instructions stored in the memory **250** to acquire, detect, identify, and execute the settings saved by the account holder for the image **110** further described below in FIG. **3**.

The platform system **200** can also operate as a standalone system. The platform system **200** may be integrated in the operations of a CPU or other processing hardware as a standalone platform system **200** for private users (e.g., no public access such as for business or government use). In various embodiments, the standalone platform system **200** can be incorporated into but not be limited to one or more of the following: desktop computers, laptops, handheld devices, and Universal Serial Bus (USB) memory sticks, CPUs in home electronics, automobiles, and industrial equipment, and standalone hard drives with independent power supplies and an operating system. Existing or newly created paper documents can be labeled with images **110** in order to rename, organize, and secure them in the platform systems **200** distributed ledger (DL) **240**.

In some embodiments, images **110** are programmed to only function in a designated geographic area. In some embodiments, images **110** can be embedded into hardware and only function with other hardware containing that image **110** or other images **110** designated to operate with a hardware system creating a secure closed network.

The platform processor **230** sends a message to the AI processor **205** to task the AI processor **205** to create an image **110**. The AI processor **205** utilizes an aperiodic or other image data field **225** for the identification and sizing of an area used to create and test against other images **110** to create a new accounts image **110**.

The AI processor **205** creates, indexes, stores, and secures the image **110** in a separate DL **240**. The AI processor **205** accesses the DL **240** in response to a call from the processor **230** for an image **110** to be assigned to a new or existing account. Images **110** are part of the anticipatory data of the

AI processor 205 and works in conjunction with the platform processor 203 on the monitoring and confirmation of the image 110 identified by the sensor 120 according to some embodiments.

The DL 240 is managed by the following process. In one embodiment, the AI processor 205 does not use alpha numeric file names to identify, store, and recall the account holder's data that can include but not be limited to settings, files, and requests for programs to be executed. Instead the AI processor 205 utilizes the same image 110 for an individual account holder's file identification and data storage that has been provided to the account holder by the AI processor 205 for their use outside the platform 100. The AI processor 205 creates a cryptographic blockchain ledger image (CBLI) 267 out of the individual account holder images 110 when a new account is established or additional images 110 are added to an account. The images 110 serve as the account holder's file identification that is used by the AI processor 205 to organize the storage structure within the cryptographic blockchain ledger image (CBLI) 267. The cryptographic blockchain ledger image (CBLI) 267 is also referred to herein as CBLI 267 for convenience. The AI processor 205 that created the CBLI 267 also recalls the account holder's data from the CBLI 267 when the sensor 120 has identified the image 110 and has been confirmed by the AI processor 205 and the platform systems 200 processor 230.

FIG. 3 is a block diagram illustrating a platform system 200 and an account holder settings interface 300 for receiving user settings that can be used by an account holder for an image 110 associated with the account holder's account.

An account holder image 110 settings interface 320 provides settings for scheduling, tasking, geophysical coverage areas, selecting different spectrum types of sensors 120 and creating different image media types (banners, stickers, blankets, electronic file images). These setting selections create pricing offers for the account holder.

An account holder communication interface 330 provides initial platform system 200 communication settings for operations that can include but not be limited to sending the following; when the image 110 is identified by a sensor 120; an email, text message that are input or electronic images, video files or other electronic files that have been uploaded by the account holder into the memory 250 through the processor 230.

An account holder payment, deposit and account balance interface 335 provides settings for payment, deposit and account balance operations that can include but not be limited transferring money or crypto currencies when the image 110 is identified by a sensor 120.

An account holder messaging interface 340 provides message settings and operations described below in conjunction with FIG. 4 when the image 110 is identified by a sensor 120.

FIG. 4 is a block diagram illustrating the platform system 200 sending a message 405 to an account holder device 453. The message 405 includes an electronic image 420 of the location of the image 110 identified by the sensor 120. The electronic image 420 comprises an image 110 and an area around the location of the image 110. The account holder can set the range of the electronic image 420 established around the image 110 prior to or after the electronic image 420 has been taken and program the image 110 to deliver the electronic image 420.

FIG. 5 is a flowchart illustrating a process 500 of operations of a cryptographic blockchain image 110 according to one embodiment.

The AI system 120 generates, at 502, the cryptographic blockchain image 110, for example, in a manner as described above. Placing, at 504, the cryptographic blockchain image 110 on an object (e.g., manmade structure 165) or in a location (e.g., surface 130 or water body 150). The sensor platform 120 detects, at 506, the cryptographic blockchain image 110. The AI system 125 associates, at 508, the detected cryptographic blockchain image 110 with a user.

FIG. 6 is a flowchart illustrating a process 600 of operations of locating the cryptographic blockchain image 110 according to one embodiment.

The sensor platform 120 determines, at 602, the location of the cryptographic blockchain image. The AI system 125 associates, at 604, the location with the user.

FIG. 7 is a flowchart illustrating a process 700 of creating a cryptographic blockchain image 110 based on a user request according to one embodiment.

The AI system 125 receives, at 702, a user request for programs to be executed in response to associating the detected cryptographic blockchain image 110 with a user. The AI system 125 includes, at 704, the user request in the cryptographic blockchain image 110.

FIG. 8 is a flowchart illustrating a process 800 of generating a communication signal based on a cryptographic blockchain image 110 according to one embodiment.

The association at 508 may include the AI system 125 determining, at 802, the included user request in the cryptographic blockchain image 110 to determine the programs to be executed. The AI system 125 transmits, at 804, a command signal to execute the determined programs.

FIG. 9 is a flowchart illustrating a process 900 of creating a cryptographic blockchain ledger image 267 according to one embodiment.

The AI system 125 creates, at 902, a cryptographic blockchain ledger image 267 from the cryptographic blockchain image 110. The AI system 125 stores, at 904, in a distributed ledger 240, the cryptographic blockchain ledger image 110.

Some portions of the detailed description above are presented in terms of algorithms and symbolic representations of operations on data bits within a computer memory. These algorithmic descriptions and representations are the means used by those skilled in the data processing arts to most effectively convey the substance of their work to others skilled in the art. An algorithm is here, and generally, conceived to be a self-consistent sequence of steps (instructions) leading to a desired result. The steps are those requiring physical manipulations of physical quantities. Usually, though not necessarily, these quantities take the form of electrical, magnetic or optical signals capable of being stored, transferred, combined, compared and otherwise manipulated. It is convenient at times, principally for reasons of common usage, to refer to these signals as bits, values, elements, symbols, characters, terms, numbers, or the like. Furthermore, it is also convenient at times, to refer to certain arrangements of steps requiring physical manipulations of physical quantities as modules or code devices, without loss of generality.

However, all of these and similar terms are to be associated with the appropriate physical quantities and are merely convenient labels applied to these quantities. Unless specifically stated otherwise as apparent from the following discussion, it is appreciated that throughout the description, discussions utilizing terms such as "processing" or "computing" or "calculating" or "determining" or "displaying" or the like, refer to the action and processes of a computer system, or similar electronic computing device, that manipu-

lates and transforms data represented as physical (electronic) quantities within the computer system memories or registers or other such information storage, transmission or display devices.

Certain aspects of the present invention include process steps and instructions described herein in the form of an algorithm. It should be noted that the process steps and instructions of the present invention could be embodied in software, firmware or hardware, and when embodied in software, could be downloaded to reside on and be operated from different platforms used by a variety of operating systems.

The present invention also relates to an apparatus for performing the operations herein. This apparatus may be specially constructed for the required purposes, or it may comprise a general-purpose computer selectively activated or reconfigured by a computer program stored in the computer. Such a computer program may be stored in a computer readable storage medium of any type of media suitable for storing electronic instructions, and each coupled to a computer system bus. Furthermore, the computers referred to in the specification may include a single processor or may be architectures employing multiple processor designs for increased computing capability.

The algorithms and displays presented herein are not inherently related to any particular computer or other apparatus. Various general-purpose systems may also be used with programs in accordance with the teachings herein, or it may prove convenient to construct more specialized apparatus to perform the required method steps. The required structure for a variety of these systems will appear from the description below. In addition, the present invention is not described with reference to any particular programming language. It will be appreciated that a variety of programming languages may be used to implement the teachings of the present invention as described herein, and any references below to specific languages are provided for disclosure of enablement and best mode of the present invention.

The above description illustrates various embodiments of the present disclosure along with examples of how aspects of the particular embodiments may be implemented. The above examples should not be deemed to be the only embodiments, and are presented to illustrate the flexibility and advantages of the particular embodiments as defined by the following claims. Based on the above disclosure and the following claims, other arrangements, embodiments, implementations and equivalents may be employed without departing from the scope of the present disclosure as defined by the claims.

What is claimed is:

1. A method comprising:

generating a programmable cryptographic blockchain image in response to a user selected image;
associating the generated programmable cryptographic blockchain image with a user;
detecting the programmable cryptographic blockchain image that is located on an object; and
determining the user that is associated with the detected programmable cryptographic blockchain image.

2. The method of claim 1, further comprising:

determining the location of the detected programmable cryptographic blockchain image that is located on the object; and
associating the determined location of the object with the user.

3. The method of claim 1, further comprising:

receiving a user request for programs to be executed in response to determining the user that is associated with the detected programmable cryptographic blockchain image; and

including the user request in the generated programmable cryptographic blockchain image.

4. The method of claim 3, wherein determining the user that is associated with the detected programmable cryptographic blockchain image includes:

determining the included user request in the detected programmable cryptographic blockchain image to determine the programs to be executed; and
transmitting a command signal to execute the determined programs.

5. The method of claim 3, further comprising:

receiving another user request for other programs to be executed in response to determining the user that is associated with the detected programmable cryptographic blockchain image; and
including another user request in the generated programmable cryptographic blockchain image.

6. The method of claim 1, further comprising:

creating a cryptographic blockchain ledger image from the generated programmable cryptographic blockchain image; and
storing, in a distributed ledger, the created cryptographic blockchain ledger image.

7. The method of claim 6, further comprising:

using the created cryptographic blockchain ledger image as a file identifier.

8. A system comprising: a processor configured to execute computer program instructions and a non-transitory computer-readable storage medium storing computer program instructions executable by the processor to perform actions comprising:

generating a programmable cryptographic blockchain image in response to a user selected image;
associating the generated programmable cryptographic blockchain image with a user;
detecting the programmable cryptographic blockchain image that is located on an object; and
determining the user that is associated with the detected programmable cryptographic blockchain image.

9. The system of claim 8 wherein the instructions further cause the actions of:

determining the location of the detected programmable cryptographic blockchain image that is located on the object; and
associating the determined location of the object with the user.

10. The system of claim 8, wherein the instructions further cause the actions of:

receiving a user request for programs to be executed in response to determining the user that is associated with the detected programmable cryptographic blockchain image; and
including the user request in the generated programmable cryptographic blockchain image.

11. The system of claim 10, wherein the instructions further cause the actions of:

determining the included user request in the detected programmable cryptographic blockchain image to determine the programs to be executed; and
transmitting a command signal to execute the determined programs.

9

12. The system of claim 10, wherein the instructions further cause the actions of:

receiving another user request for other programs to be executed in response to determining the user that is associated with the detected programmable cryptographic blockchain image; and

including another user request in the generated programmable cryptographic blockchain image.

13. The system of claim 8, wherein the instructions further cause the actions of:

creating a cryptographic blockchain ledger image from the generated programmable cryptographic blockchain image; and

storing, in a distributed ledger, the created cryptographic blockchain ledger image.

14. A non-transitory computer-readable storage medium storing computer program instructions executable by a processor to perform actions comprising:

generating a programmable cryptographic blockchain image in response to a user selected image;

associating the generated programmable cryptographic blockchain image with a user;

detecting the programmable cryptographic blockchain image that is located on an object; and

determining the user that is associated with the detected programmable cryptographic blockchain image.

15. The non-transitory computer-readable storage medium of claim 14 wherein the instructions further cause the actions of:

determining the location of the detected programmable cryptographic blockchain image that is located on the object; and

associating the determined location of the object with the user.

10

16. The non-transitory computer-readable storage medium of claim 15, wherein the instructions further cause the actions of:

receiving another user request for other programs to be executed in response to determining the user that is associated with the detected programmable cryptographic blockchain image; and

including another user request in the generated programmable cryptographic blockchain image.

17. The non-transitory computer-readable storage medium of claim 14, wherein the instructions further cause the actions of:

receiving a user request for programs to be executed in response to determining the user that is associated with the detected programmable cryptographic blockchain image; and

including the user request in the generated programmable cryptographic blockchain image.

18. The non-transitory computer-readable storage medium of claim 17, wherein the instructions further cause the actions of:

determining the included user request in the detected programmable cryptographic blockchain image to determine the programs to be executed; and transmitting a command signal to execute the determined programs.

19. The non-transitory computer-readable storage medium of claim 14, wherein the instructions further cause the actions of:

creating a cryptographic blockchain ledger image from the generated programmable cryptographic blockchain image; and

storing, in a distributed ledger, the created cryptographic blockchain ledger image.

* * * * *