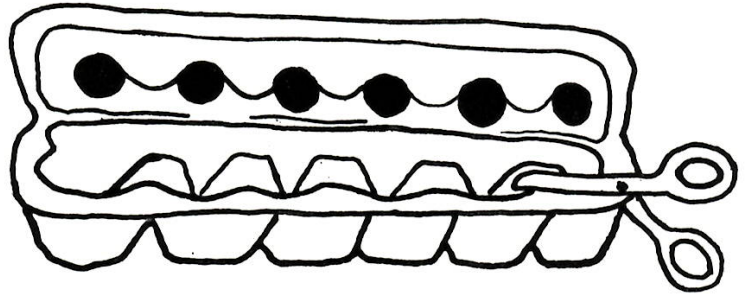


Snake Marionette Puppet


Supplies: 2 1 dozen paper egg cartons for each snake
scissors
hot glue gun and glue
punch
red felt
buttons
5 pieces of string 24" long - needles with large eyes
2 pieces of 3/8" dowel
patterns cut out of cardboard

Directions:

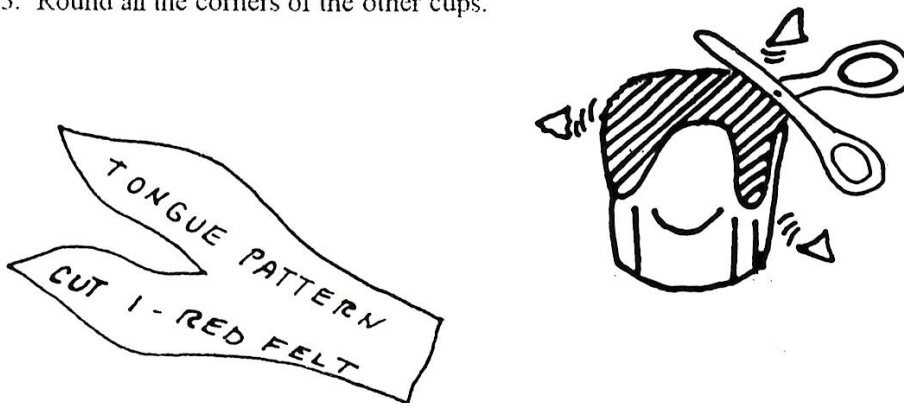
1. Cut apart the cups of the egg carton.



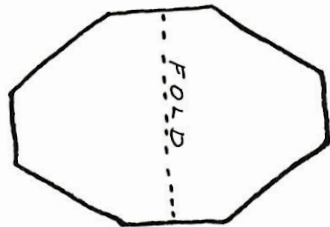
2. Glue two cups together to make the head.
Use the tongue pattern. cut out a red felt tongue and hot glue it to the front of one cup.
Hot glue a button on top of the tongue for a nose.
Punch a hole in the other end of the head and thread a string into it.
Tie a button to the end of the string. hot glue this button to the inside of the head to keep the string from pulling through.



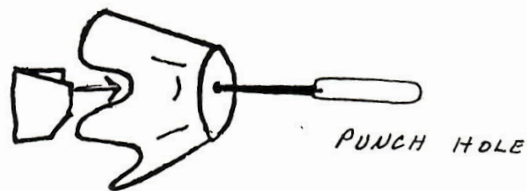
3. Round all the corners of the other cups.



4. Use the large divider pattern, and cut 24 dividers from the leftover pieces of the egg carton.

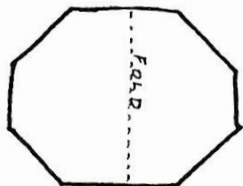


LARGE DIVIDER PATTERN



HOT GLUE INTO CUPS

5. Bend each one a little as it is glued into each cup. This will give a little distance to the cups so the snake will move easily. Punch a hole through the divider and the center of the cup.
6. Cut 3 small cups from the lid of the egg carton. Round the corners. Cut three small dividers from the small divider pattern. Bend each divider a little and glue it into each small cup. Punch a hole through the divider and through the center of the small cup.




SMALL DIVIDER PATTERN



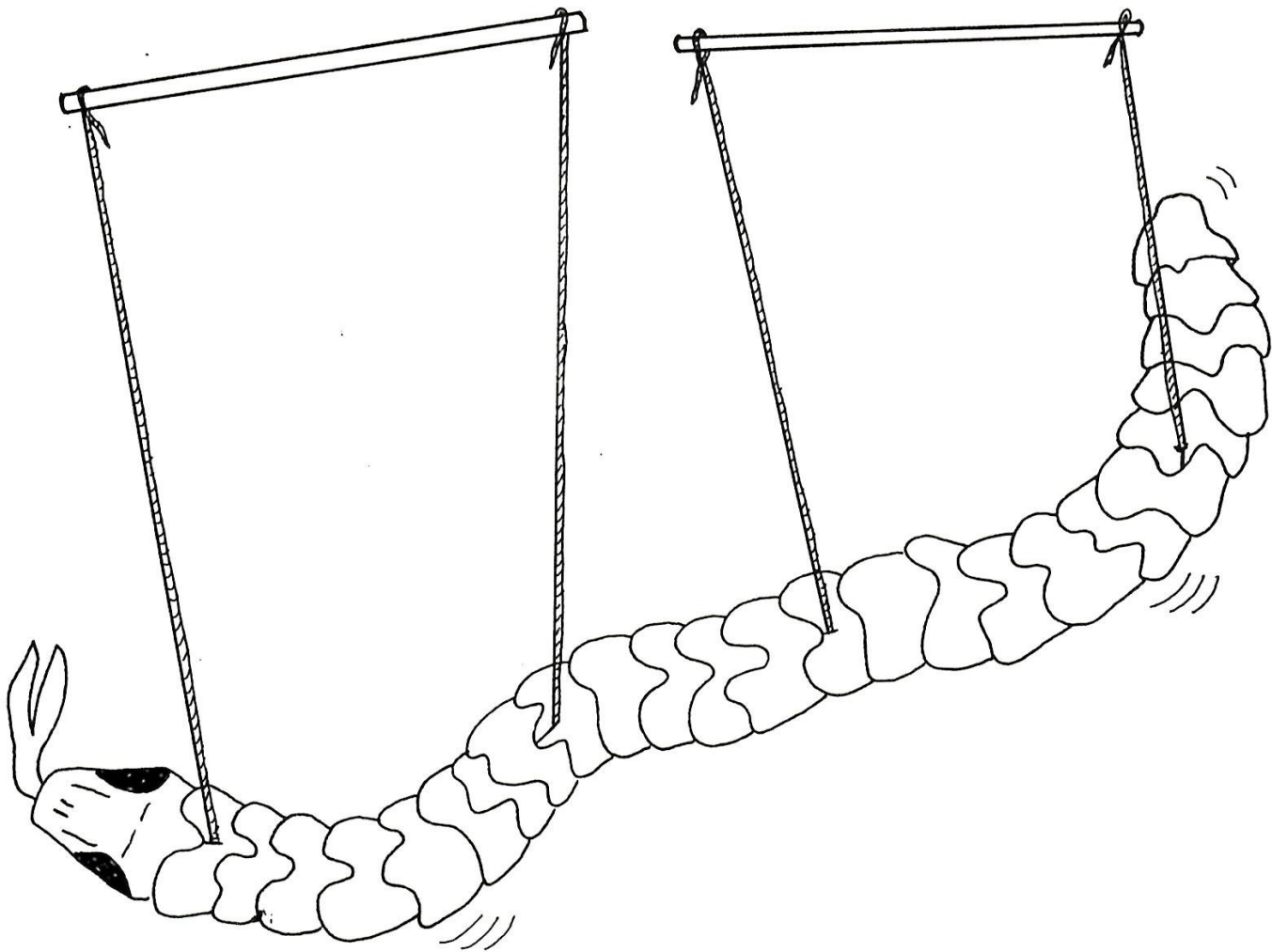
HOT GLUE INTO CUPS

7. Thread the string attached to the head through the large eyed needle, and string all of the cups together. The open part of the cup should be toward the head. The three small cups are put on at the end for a tail. Tie a small button to the end, and hot glue in place.





8. Tie a loop in one end of the four 24" strings. Divide the snake into four places, and tie the other end of the string around the body string. Cut a slit into the cup nearest the string to keep it in place.
9. Put each dowel through two loops for controllers.



10. The snake is finished, and ready to do ssssnakey things!