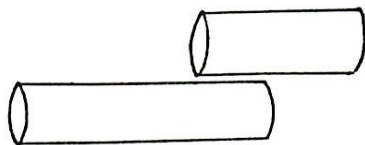



Singing Tube Puppet


Select a long tube and a short tube that will slide over it.



Cut a curve out of the top opening of the short tube.



Cover each tube with construction paper.




Draw features on the long tube with a mouth that is very very long. Be sure to match it up with the curved place on the short tube.



Draw around the curved part for the bottom of the mouth. Color the mouth on the long tube and on the short tube.



Glue hair on top of the long tube. You can use strips of paper, ribbon or yarn.



Put the two tubes together, and when you move the small tube up and down the puppet will sing with a really big mouth!

