

## Visa / eTA guide for US Passport holders with hyperlinks to official websites and pictures of what the screen should look like when you apply.

There are many third-party websites out there that are basically scams. Go direct to the government websites and apps to make sure you don't waste money. I have stopped quite a few people in the middle of filling out a Visa application when only an eTA is needed. If you are a tourist and an eTA is available, that's probably all you need.

Country/Hyperlink	ETA or Visa	Online/Embassy Arrival or APP	Cost	Approval Window	Validity	Electronic or Paper	Notes
<a href="#">UK</a>	ETA	APP	\$21	Minutes	2 years	Electronic	
<a href="#">Australia</a>	ETA	APP	\$13	Hours	1 year	Electronic	electronically attaches to passport
<a href="#">New Zealand</a>	ETA	APP	\$73	Hours	2 years	Electronic	Have a screenshot of your eTA. I had to show it at the kiosk once.
<a href="#">EU</a>	ETIAS	?	\$8	?	3 years	Electronic	Delayed Until Q4 2026
<a href="#">Brazil</a>	Visa	Online	\$81	5 Days	10 years	QR Code	The picture has to be perfect
<a href="#">China</a>	Visa	Embassy	\$140	Days/Weeks	10 years	Stamp	This is the only Visa where hiring a service is highly recommended. The application must be perfect and it would take multiple visits to a Chinese embassy if you DIY. With the 10 day transit visa available, few people should actually need a Chinese Visa.
<a href="#">Egypt</a>	eVisa	Online	\$25	5-7 days	30 days	Paper	Have a printed copy of your evisa, outbound travel reservation and proof of hotel stay
<a href="#">India</a>	Visa	Online	\$80	3-5 Days	5 years	Paper	Photo must have pure white background, photoshop it white. When asked to add a contact in India, just use the name of the manager of your hotel. Carry a copy of your visa and have an outbound flight listing from India when you land.
<a href="#">Indonesia</a>	eVisa	Online	\$35	5 days	30 Days	Electronic	
<a href="#">Jordan</a>	Visa	Online or Arrival	\$56	Que	30 days	Stamp	<a href="#">Click here to get the Jordan Pass - It waives the visa fees if you stay 3 days in Jordan and provides benefits to popular attractions.</a>
<a href="#">Nepal</a>	Visa	On Arrival	\$30	Que	15 days	Sticker	
<a href="#">Thailand</a>	ETA	Online	Free	Minutes	60 days	QR Code	ETA requirement for US Passport holders begins in June!
<a href="#">Vietnam</a>	eVisa	Online	\$25	5 days	90 Days	Stamp	
<a href="#">Zimbabwe / Zambia</a>	Visa	On Arrival	\$50	Que	30 days	Sticker	Get a KAZA UNIVISA. This is a special visa that allows multiple entries between Zimbabwe and Zambia, as well as day trips to Botswana

# What your screen should look like

UK ETA



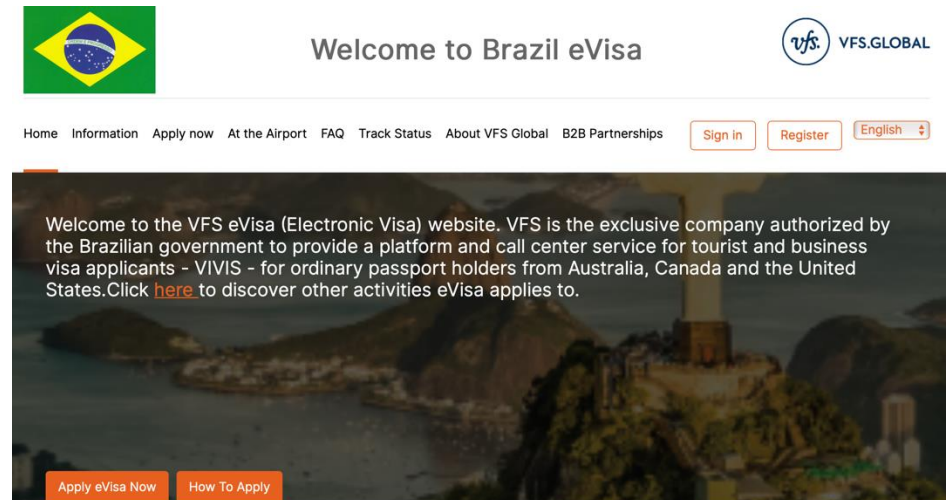
AUSTRALIA  
ETA



New Zealand  
ETA



BRAZIL VISA



Starting from April 10th, 2025, passport holders from Australia, Canada, and the United States will require a visa for entry into Brazil. If you already possess a valid physical visa in your passport for your visit's purpose, you do not need to apply for a new visa.

For those arriving in Brazil by air, sea, or land, the online visa application form is accessible [here](#).

If your arrival is scheduled on or after April 9th, we strongly recommend applying for your eVisa in advance to prevent travel disruptions caused by delays or missed connections. Secure your eVisa for a seamless journey!

Please note that most commonly used browsers such as Chrome, Safari, Firefox, and Edge are fully supported for the visa application process.

# What your screen/stamp should look like

## CHINESE VISA



**中华人民共和国驻美利坚合众国大使馆**  
Embassy of the People's Republic of China in the United States of America

[Home](#) [About the Embassy](#) [Consular Services](#) [Embassy Tour](#)

Home > Consular Services > Applications > Visa Application

**Requirements and Procedures for Chinese Visa Application(Updated in December, 2024)**

2023/03/14 16:00

I. Visa Types and Required Documents		
Visa Type	Visa Description	Required Documents (Include "A. Basic Documents" and "B. General Documents")
		A. Basic Documents B. General Documents
L	Issued to those who intend to go to China for tourism	Starting from January 1, 2024, the Chinese Embassy and Consulates-General in the United States simplify application documents required for tourist visa (L-visa). Tourist visa applicants within the United States will <b>no longer be required</b> to submit round-trip air ticket booking record, proof of hotel reservation, itinerary or invitation letter. Since visa applications are processed on a case-by-case basis, please refer to the Chinese Embassy and Consulates-General in the United States for specifics. 1. Passport (The remaining validity must be more than 6 months with at least 2 blank visa pages) 2. If the previous multi-year multi-entry visa is on the old passport, the old passport is required to be submitted. 2. Photocopy of the bio-page of the passport
M	Issued to those who intend to go to China for commercial and trade activities	Documents on the commercial activity issued by a partner in China (Please refer to <b>Annex 3</b> for the contents of the invitation letter) 3. COVA Visa Form. Please log on to <a href="https://cova.mfa.gov.cn">https://cova.mfa.gov.cn</a> to fill out the form online
F	Issued to those who intend to go to China for exchanges, visits, study tours and other activities	An invitation letter issued by a relevant entity or individual in China (Please refer to <b>Annex 3</b> for the contents of the invitation letter) 1. Tips for online COVA visa form filling ("")

## EGYPT eVISA




**WELCOME TO**  
**EGYPT E-VISA PORTAL**


[GET YOUR E-VISA NOW >](#)

## INDIA VISA

[Back to Home Page](#)



Government of India



Countries/Nationalities who are eligible to avail eVisa

Instructions for Applicant

FAQ's

Payment Related

Authorized Immigration checkpoints through which eVisa holders can travel.


Payment Helpdesk

SBI ePay: +91-22-2753-5773 (24 x 7)

Axis Bank : +91 1800-419-0073 (24 x 7)

Axis Toll free No.s from limited Countries:

eVisa Helpdesk

 (+91) 82 7808 7808  
indian-evisa@gov.in

E-VISA APPLICATION PROCESS

1

Apply online  
Upload Photo and  
Passport Page

2

Pay eVisa fee  
online  
Using Credit / Debit  
card / Payment  
Wallet

3

Receive ETA  
Online  
Electronic Travel  
Authorization(ETA  
Will be sent to your  
e-mail

4

Fly To India  
Print ETA and  
present at  
Immigration Check  
Post where eVisa  
will be stamped on  
passport.

**Advisory**  
Government of India makes no provision of charging of any emergency fees or additional fees for grant of any emergency / express e-visa.  
Those travelling to India are also advised to go through instructions available on the website of Bureau of Immigration at <https://boi.gov.in>.  
eVisa is admissible only under the following categories:

e-Tourist Visa

e-Medical Visa

e-Ayush Attendent Visa

e-Business Visa

e-Medical Attendent Visa

e-Student Visa

e-Conference Visa


e-Ayush Visa


e-Student Dependent Visa


If the applicant is unable to complete his e-visa application form, he may save the application form by clicking the tab at the bottom of page:  
After your eVisa applications is submitted, the same shall be scrutinized and if any Document/Image is not appropriate, you may be advised on your given e-mail to re-upload the same. To re-upload use the tab at the bottom of the page. Applicant should normally receive this mail within 24 hours.


Useful Web Links


- Ministry of Home Affairs, Govt. Of India.
- Ministry of External Affairs, Govt Of India
- Ministry of Tourism, Govt Of India
- Bureau of Immigration, Govt Of India
- Incredible India, Govt Of India


 Sample e-Visa Application


 Apply here for e-visa

 Complete Partially Filled Application Form

 Verify Payment/ Pay e-Visa Fee

 Print e-Visa Application

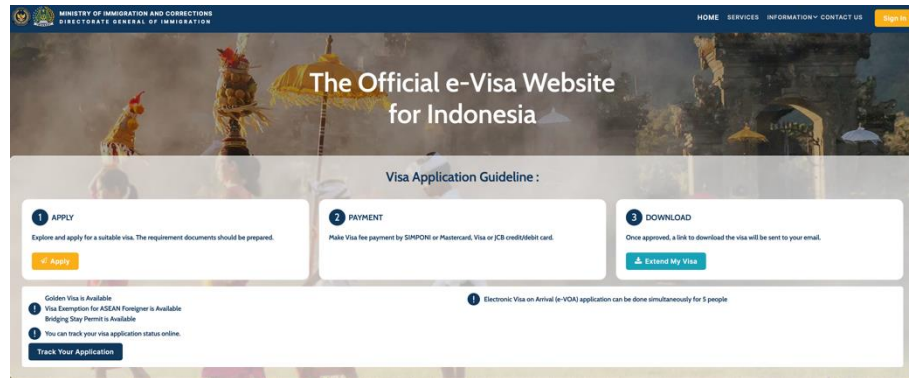
 Check your Visa Status

 Reupload Data



# What your screen/stamp should look like

## INDONESIA eVISA



## JORDAN VISA




## NEPAL VISA





# What your screen/stamp should look like

## THAILAND eVISA

**THAI E-VISA OFFICIAL WEBSITE**  
Ministry of Foreign Affairs of the Kingdom of Thailand

English

 Apply for a new visa


 Number of applications created  
**0/10 Applications**

- Incomplete 0 [View](#)
- Ready to submit 0 [View](#)
- Submitted 0 [View](#)
- Finished 0 [View](#)

### Recent incomplete Visa Applications

View all applications

## VIETNAM eVISA

**MINISTRY OF PUBLIC SECURITY  
IMMIGRATION DEPARTMENT  
E-VISA WEBSITE**

HOME E-VISA SEARCH INSTRUCTION FAQS CONTACT US

Language Login

**VIET NAM E-VISA APPLICATION FORM**  
For foreigners outside Viet Nam applying for an e-Visa personally


UTC+07:00 - 16/05/2025 03:36:37


1 Fill out the Application form

2 Review application form

3 Payment

**FOREIGNER'S IMAGES**  
Photo of the person requesting an electronic visa (newly taken, photo size 4x6 cm, .jpg, .jpeg format, size <2MB, straight face, no hat, no glasses, formal clothes, white background). Only upload 1 passport data page, upload clear photos, no lost corners \*

Portrait photography \*  
  
Choose file

Passport data page image \*  
  
Choose file

**1. PERSONAL INFORMATION**  
Enter name as on the ICAO line in the passport; if the passport contains only the Surname or Given names, just enter Given names

## ZIMBABWE KASA VISA

