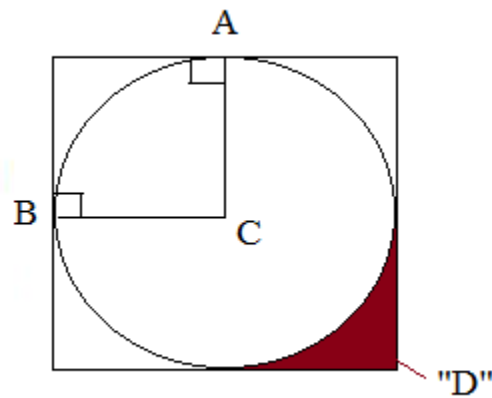


Geometry Review 001 Questions

(With Solutions)



Topics include area, angle measure, proofs, triangles, polygons, ratios, coordinate geometry, 'walk-about problem', and more.

Example: Find the point $(6, y)$ equidistant from $(2, 5)$ and $(12, -1)$

Finding Equidistant Point

Method 1: Apply the distance formula

$$\text{distance} = \sqrt{(x_1 + x_2)^2 + (y_1 + y_2)^2}$$

$$\begin{aligned} \text{distance to first point: } & \sqrt{(6-2)^2 + (y-5)^2} \\ & \sqrt{16 + y^2 - 10y + 25} \end{aligned}$$

$$\begin{aligned} \text{distance to second point: } & \sqrt{(6-12)^2 + (y-(-1))^2} \\ & \sqrt{36 + y^2 + 2y + 1} \end{aligned}$$

Then, since they are equidistant, we can set them equal to each other...

$$\sqrt{16 + y^2 - 10y + 25} = \sqrt{36 + y^2 + 2y + 1}$$

$$y^2 - 10y + 41 = y^2 + 2y + 37$$

$$4 = 12y$$

$$y = 1/3 \quad \checkmark$$

Method 2: Utilizing the Equidistance Theorem

Let's find the perpendicular bisector of the segment with endpoints $(2, 5)$ and $(12, -1)$

Midpoint: $(7, 2)$

Slope of segment: $\frac{-6}{10}$

therefore, equation of perpendicular bisector....

$(7, 2)$ with slope $10/6 = 5/3$

$$y - 2 = \frac{5}{3}(x - 7)$$



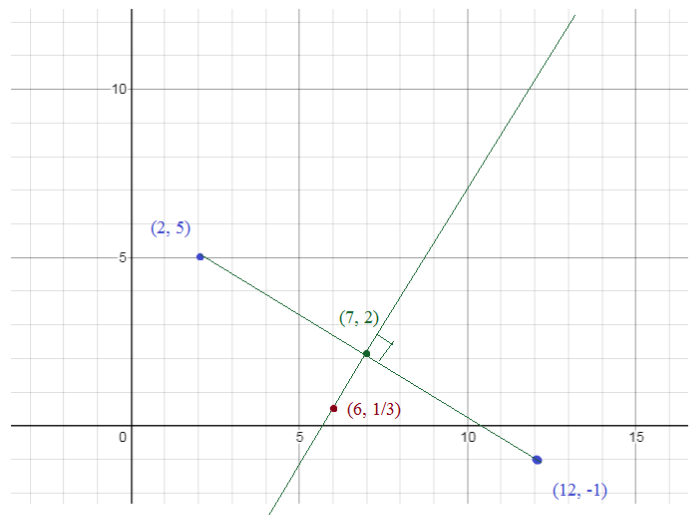
According to the equidistance theorem, any point on the perpendicular bisector will be equidistant to each endpoint!

substitute $(6, y)$ into the equation....

$$y - 2 = \frac{5}{3}(6 - 7)$$

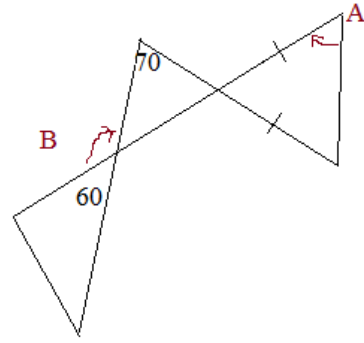
$$y - 2 = \frac{-5}{3}$$

$$y = 1/3 \quad \checkmark$$



Geometry Review Questions

1) In the figure, what is the measure of $\angle A$? $\angle B$?



2) Write the equation of a line perpendicular to $4x + 2y = 6$ and that passes through $(4, 4)$.

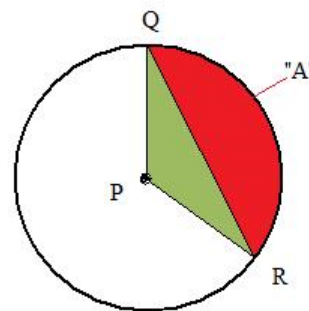
3) Prove the diagonals of a parallelogram bisect each other.
(include a sketch of the parallelogram as well as a 2-column proof)

4) What is the measure of each *interior* angle of a *regular* hexagon?
And, the measure of each *exterior* angle?

- 5) What is an orthocenter of a triangle? Where is it located?
 Draw obtuse, right, and acute triangles. Then, identify the orthocenters in each.

- 6) Radius of circle P = 6 feet
 Measure of central angle QPR = 120°

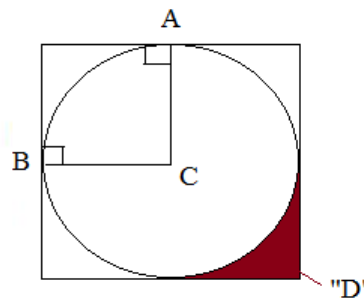
- a) What is the area of section "A"?
 b) What percentage of the circle does triangle PQR occupy?



- 7) Circle C is inscribed in the square.

Arc length $\widehat{AB} = 6\pi$

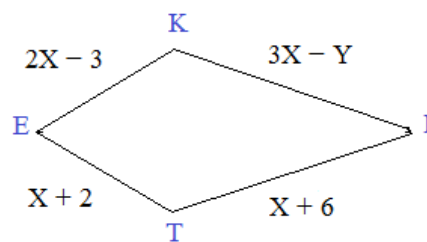
- a) What is the measure of $\angle ACB$?
 b) What is the area of the region "D"?



Geometry Review Test (continued)

8) In the following kite, $\overline{KE} = \overline{ET}$

a) Find X and Y



b) What is the perimeter of KITE?

c) Is \overline{IE} 21 units? Why or why not?

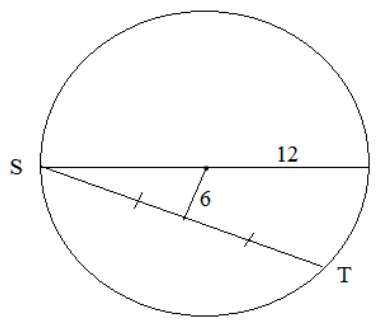
9) A building is 1600 feet tall. The model of the building is 24 inches tall. What is the ratio of the model to the actual building?

- a) 200:3
- b) 3:200
- c) 800:1
- d) 1:800
- e) none of the above

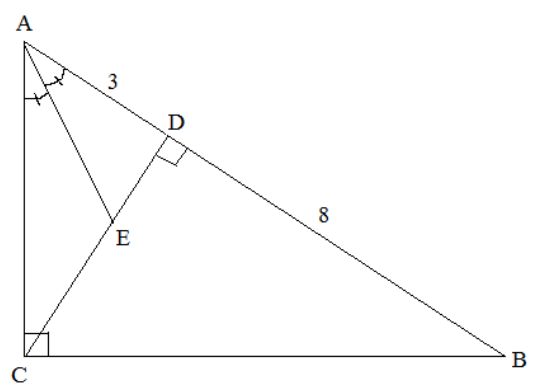
- 10) Two concentric circles have radii 3 and 7.
Find the length of the chord in the larger circle that is tangent to the smaller circle.

- 11) The distance of the chord to the center of the circle is 6.
The radius of the circle is 12.

What is the angle measure of arc ST?

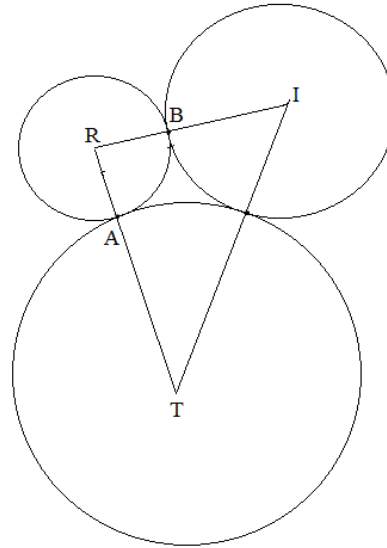


- 12) Find the length of \overline{DE}

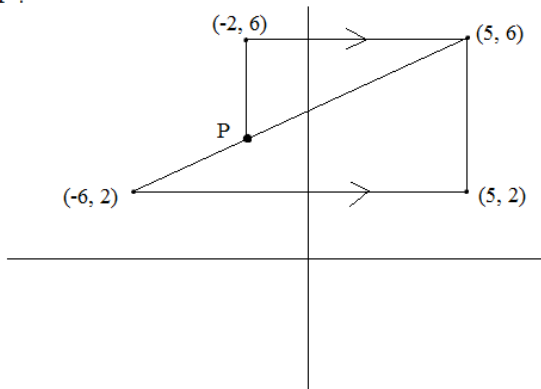


- 13) Circles T, R, and I are tangent.
 $\triangle TRI$ joins the centers of the circles.
 $\overline{RI} = 9$ $\overline{TI} = 15$ $\overline{RT} = 12$

What is the arc length of \widehat{AB} ?



- 14) What is coordinate P?



- 15) $(-4, -7)$ $(a, 5)$ distance between points: 13

Find the possible value(s) of a.

How many edges in a square pyramid?


Edges in a triangular pyramid?

Sides in a triangular prism?

What is the surface area of a triangular pyramid with all edges of 10 feet?

Find the *lateral* area of a rectangular pyramid with base 4 x 5 feet and *slant height* of 8 feet.

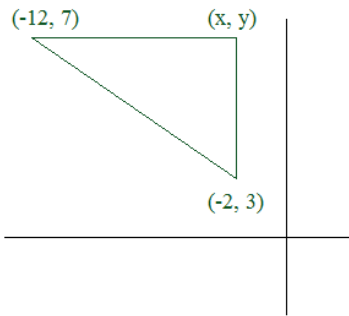
Volume Riddle: How much dirt is in a square hole that is 3 meters wide, 3 meters long, and 3 meters deep? (Hint: It is not 27 cubic meters.)



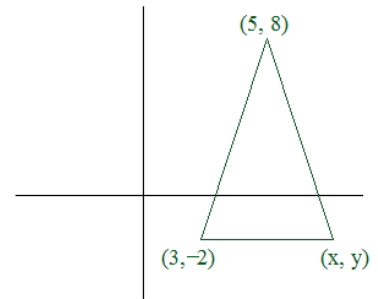
Identify the missing coordinates. Then, find the area of each figure.

Quadrilaterals, Triangles, and Coordinates

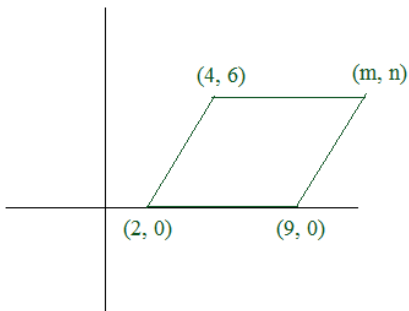
1) Right Triangle



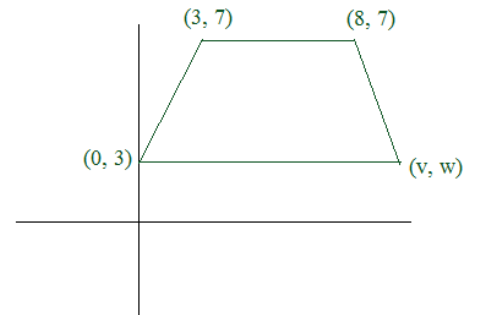
2) Isosceles Triangle



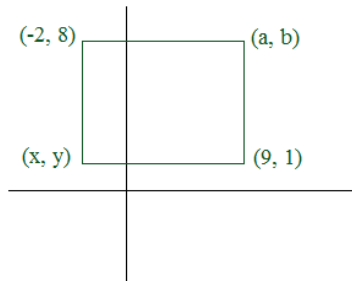
3) Parallelogram



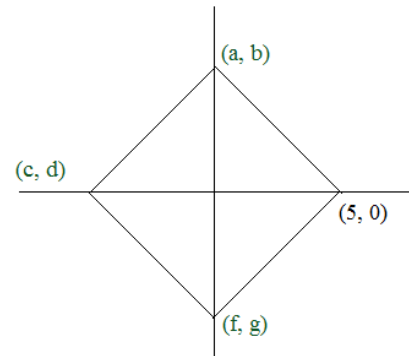
4) Isosceles Trapezoid



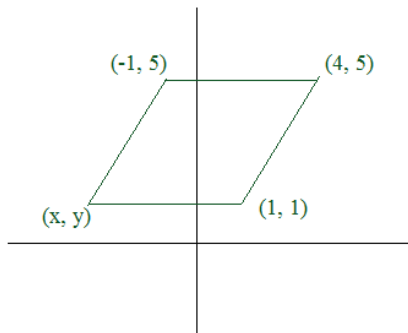
5) Rectangle



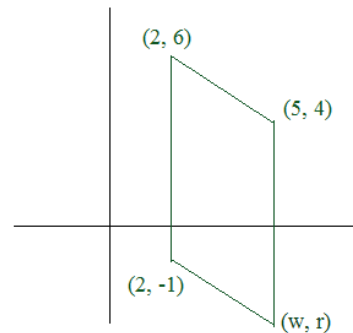
6) Square

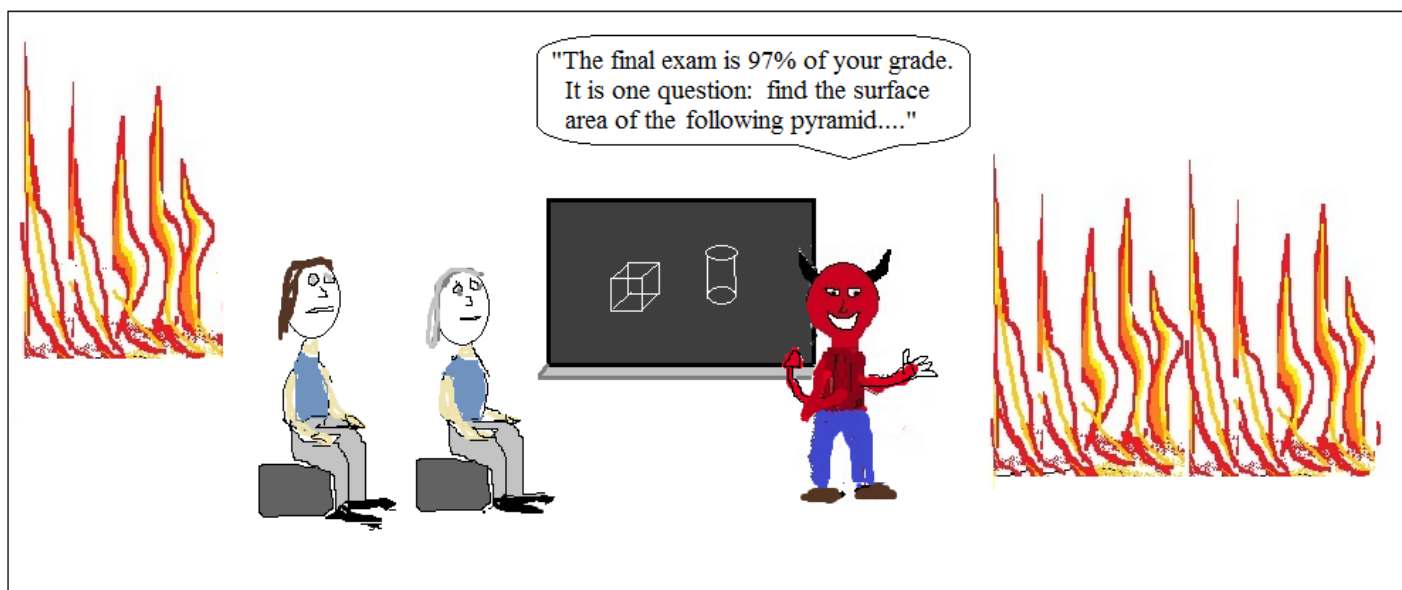


7) Rhombus

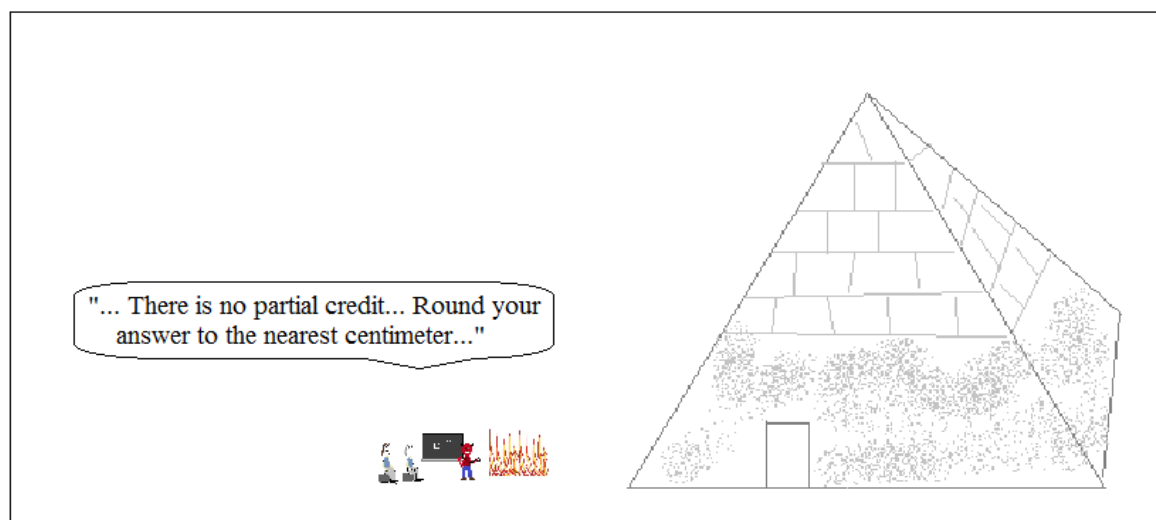


8) Parallelogram





Math in Hell



In its 1000 year history, no one ever passed Mr. Devlin's Geometry class.

LanceAF #39 7-1-12
www.mathplane.com

SOLUTIONS-→

Geometry Review Questions

SOLUTIONS

1) $\angle B = 120^\circ$

$60 + \angle B = 180$ (supplementary angles)

$\angle A = 65^\circ$

middle triangle angles: 60 (vertical angles =)
 70 (given)
 50 (triangles \rightarrow 180)
 last triangle angles: 50 / X / X (isosceles)
 $50 + 2X = 180 \rightarrow X = 65$

2) $4x + 2y = 6$

$2y = -4x + 6 \rightarrow$ changing to slope-intercept form

$y = -2x + 3 \rightarrow$ slope of line is -2

Therefore, slope of perpendicular line is 1/2

line with slope = 1/2 through (4, 4)

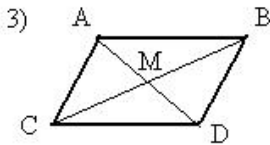
$y = 1/2 x + b$

$4 = 1/2 (4) + b$

$4 = 2 + b$

$b = 2$

Therefore, line is $y = 1/2 x + 2$

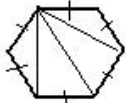


Given: $\square ABCD$

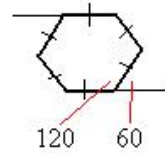
Prove: $AM = MD$
 $CM = MB$

Statement	Reason
$\overline{AB} = \overline{CD}$	Definition of \square
$\angle AMB = \angle DMC$	Vertical angles \cong
$\angle BAM = \angle CDM$	parallel lines cut by transversal, alternate interior angles \cong
$\triangle ABM = \triangle DCM$	Angle Angle Side
$\overline{AM} = \overline{MD}, \overline{CM} = \overline{MB}$	CPCTC (Corresponding Parts of Congruent Triangles are Congruent)

4)



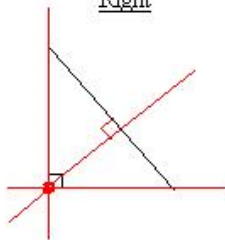
$180(n - 2) = 180(6 - 2) = 720^\circ$
 total of interior angles
 $\frac{720}{6} = 120^\circ$
 each interior angle



$\frac{360}{n} = \frac{360}{6}$
 each exterior angle is 60°

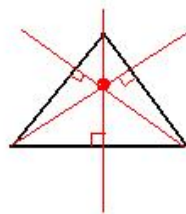
5) Orthocenter: The point where the three altitudes of a triangle meet
 (are concurrent)

Right



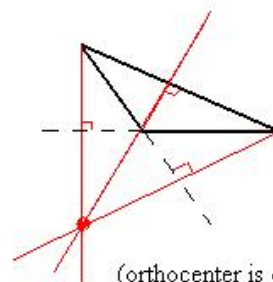
(orthocenter is on the right triangle)

Acute



(orthocenter is inside an acute triangle)

Obtuse



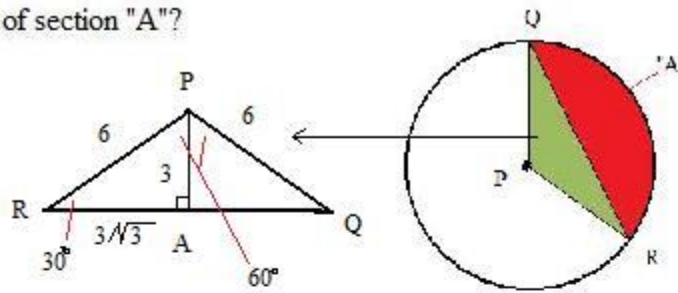
(orthocenter is outside an obtuse triangle)

6) a) What is the area of section "A"?

30-60-90 triangle establishes lengths of sides.
then, $\text{area } \triangle PQR = \frac{1}{2}bh$

$$= \frac{1}{2}(6\sqrt{3})3$$

$$= 9\sqrt{3}$$



$$\begin{aligned} \text{Area of entire circle} &= \pi r^2 \\ &= 36\pi \text{ square feet} \end{aligned}$$

$$\begin{aligned} \text{Area of portion } \widehat{QPR} &= \frac{120}{360} \times 36\pi \text{ square feet} \\ &= 12\pi \text{ square feet} \end{aligned}$$

(Now, subtract $\triangle PQR$)

$$\text{Area of "A"} = (12\pi - 9\sqrt{3}) \text{ square feet}$$

b) What percentage of the circle does triangle PQR occupy?

$$\frac{\text{Area of triangle}}{\text{Area of Circle}} = \frac{9\sqrt{3}}{36\pi} = \frac{\sqrt{3}}{4\pi}$$

approx. 13.8%

7) Circle C is inscribed in the square.

a) What is the measure of $\angle ACB$? 90 degrees

b) What is the area of region "D"?

Arc length $\widehat{AB} = 6\pi$ therefore, circumference of circle = $(4 \times \widehat{AB}) = 24\pi$
---> $AC = AB = 12$

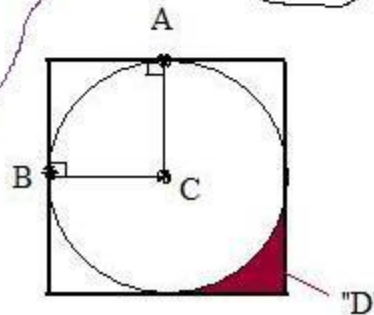
$$\text{Area of square} = 24 \times 24 = 576$$

$$\text{Area of circle} = \pi r^2 = 144\pi$$

$$4 \text{ corner pieces} = 576 - 144\pi$$

$$\text{corner "D"} = \frac{576 - 144\pi}{4}$$

$$144 - 36\pi$$



8) In the following kite, $\overline{KE} = \overline{ET}$

a) Find X and Y

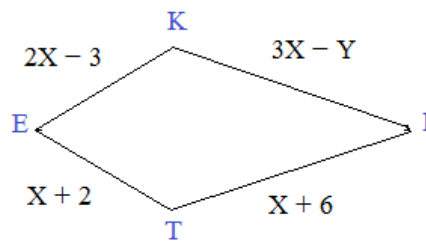
Since $KE = ET$, $2X - 3 = X + 2$

$X = 5$

If $X = 5$, then $\overline{IT} = (5) + 6 = 11$

Since it is a kite, $\overline{IT} = \overline{IK}$

$IK = 11$: $3(5) - Y = 11$ $Y = 4$



b) What is the perimeter of KITE?

$\overline{KE} = 7$

$\overline{ET} = 7$

perimeter is 36 units

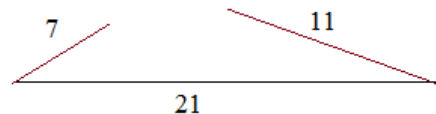
$\overline{IK} = 11$

$\overline{IT} = 11$

c) Is \overline{IE} 21 units? Why or why not?

It cannot be 21 units...

Length of \overline{KE} is 7... Length of \overline{IK} is 11...
 \overline{IE} must be less than 18 units!



9) A building is 1600 feet tall. The model of the building is 24 inches tall. What is the ratio of the model to the actual building?

a) 200:3

b) 3:200

The ratio is model:actual

c) 800:1

24 inches:1600 feet

d) 1:800

2 feet:1600 feet

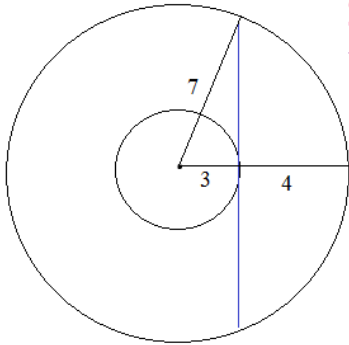
e) none of the above

1:800

- 10) Two concentric circles have radii 3 and 7.
Find the length of the chord in the larger circle that is tangent to the smaller circle.

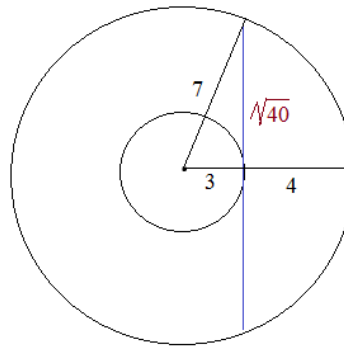
SOLUTIONS

Step 1: Draw a diagram



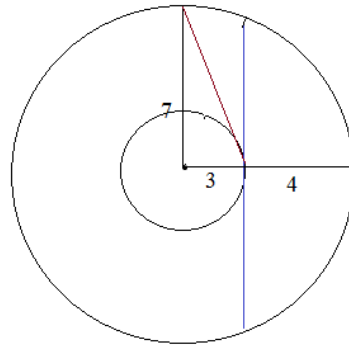
(Endpoints of chord are on the larger circle; The chord is tangent to the smaller circle)

Step 2: Identify useful geometry property



Since radius is perpendicular bisector of chord, we create a right triangle.
Using Pythagorean Theorem, 1/2 the chord is $\sqrt{40}$

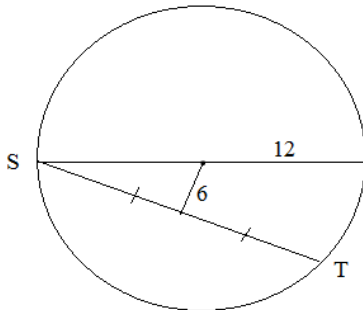
Therefore, entire chord is $2 \times \sqrt{40} \longrightarrow 4\sqrt{10}$



Incorrect...
Wrong right triangle

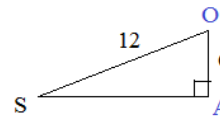
- 11) The distance of the chord to the center of the circle is 6.
The radius of the circle is 12.

What is the angle measure of arc ST?



Since the chord segments \overline{AS} and \overline{AT} are congruent, \overline{AO} must be perpendicular to \overline{ST} .

Since the radius is 12, SO is 12 (because all radii are congruent)



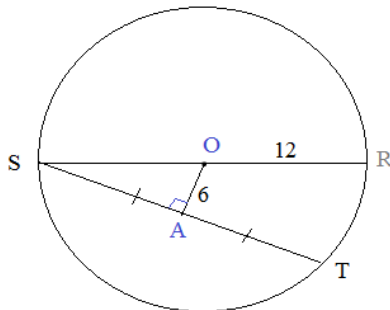
Since the hypotenuse is 2x the leg, it is a 30-60-90 right triangle.

---> Angle S is 30 degrees...

(inscribed)
And, because angle S is 30 degrees, the angle measure of arc RT is 60 degrees...

We know RTS is a semi-circle (180 degrees)...

Therefore, ST is 120 degrees...



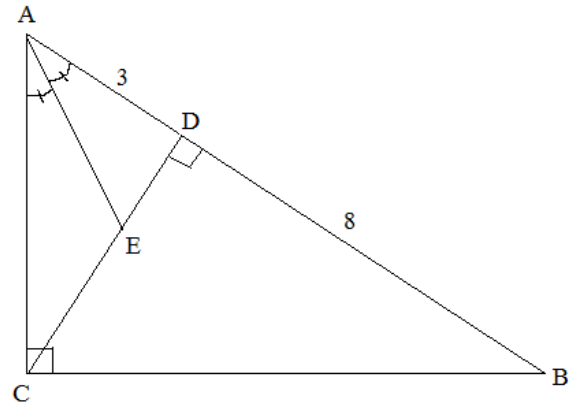
12) Find the length of \overline{DE}

Step 1: Utilize the "Geometric Mean of divided Hypotenuse"

$$\frac{AD}{DC} = \frac{DC}{DB}$$

$$DC^2 = AD \cdot DB$$

$$DC = \sqrt{24}$$



Step 2: Utilize the Pythagorean Theorem

$$DB^2 + DC^2 = CB^2$$

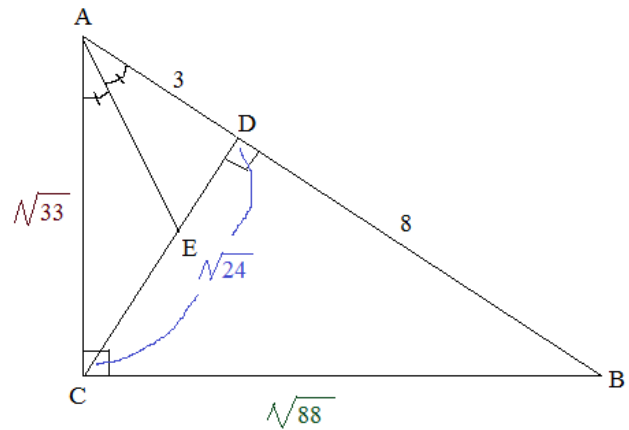
$$64 + 24 = CB^2$$

$$CB = \sqrt{88}$$

$$CB^2 + AC^2 = AB^2$$

$$88 + AC^2 = 121$$

$$AC = \sqrt{33}$$



Step 3: Use the "Angle Bisector Theorem"

Since AE is an angle bisector in triangle CAD,

$$\frac{AD}{AC} = \frac{DE}{CE}$$

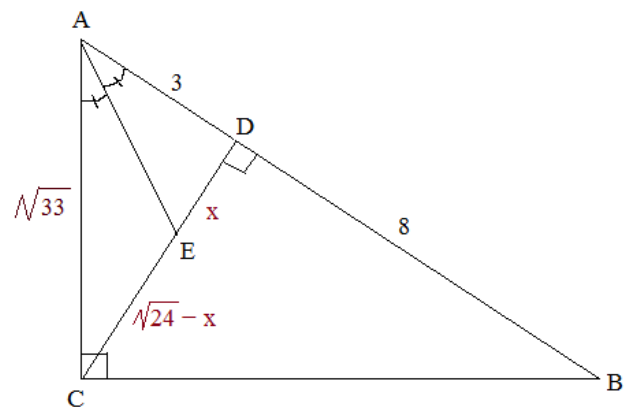
$$\frac{3}{\sqrt{33}} = \frac{x}{\sqrt{24} - x}$$

$$3\sqrt{24} - 3x = \sqrt{33}x$$

$$3\sqrt{24} = \sqrt{33}x + 3x$$

$$14.697 = 8.745x$$

$$x = 1.68$$



SOLUTIONS

- 13) Circles T, R, and I are tangent.
 $\triangle TRI$ joins the centers of the circles.
 $\overline{RI} = 9$ $\overline{TI} = 15$ $\overline{RT} = 12$

What is the measure of arc \widehat{AB} ?

Part 1: Find the measures of the radii
 ("Walk-about question")

Using "all radii in a circle are congruent",
 we can identify the lengths of the radii
 then, since $\overline{RT} = 12$,

$$2x + 6 = 12 \quad x = 3$$

so, the radii measures are

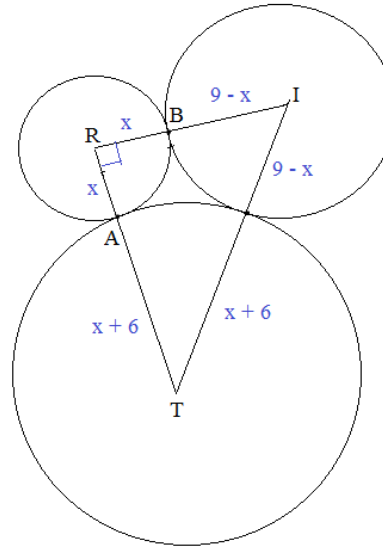
$$\begin{aligned} R &= 3 \\ I &= 6 \\ T &= 9 \end{aligned}$$

Part 2: Find the arc length of \widehat{AB}

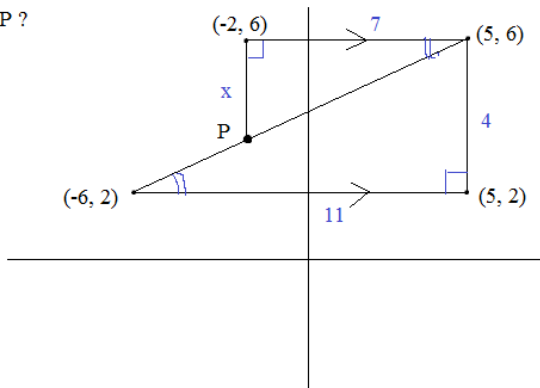
Since the lengths of the triangle are 9, 12, and 15,
 we can see it's a right triangle!

Therefore, the measure of central angle $\angle ARB$ is 90 degrees

$$\text{Arc } \widehat{AB} = \frac{90}{360} 6\pi = \boxed{\frac{3\pi}{2}}$$



- 14) What is coordinate P ?



The two triangles are proportional...

$$\frac{4}{x} = \frac{11}{7}$$

$$x = 28/11$$

so, P is $(-2, 6 - 28/11)$

$$\boxed{(-2, 38/11)}$$

- 15) $(-4, -7)$ $(a, 5)$ distance between points: 13

Find the possible value(s) of a.

$$d = \sqrt{(x_1 - x_2)^2 + (y_1 - y_2)^2}$$

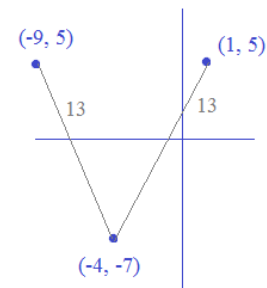
$$13 = \sqrt{(-4 - a)^2 + (-7 - 5)^2}$$

$$169 = (-4 - a)^2 + 144$$

$$25 = (-4 - a)^2$$

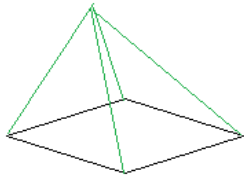
$$-4 - a = 5 \quad -4 - a = -5$$

$$\boxed{a = -9 \quad a = 1}$$



How many edges in a square pyramid?

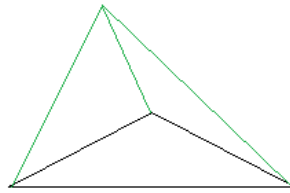
Square Pyramid



4 "vertical" edges
4 "base" edges
8 total edges

Edges in a triangular pyramid?

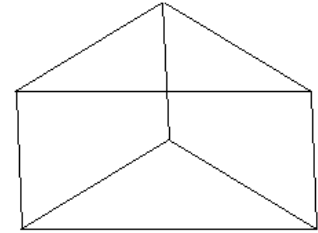
Triangular Pyramid



3 "vertical" edges
3 "base" edges
6 total edges

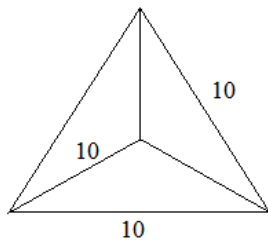
Sides in a triangular prism?

Triangular Prism



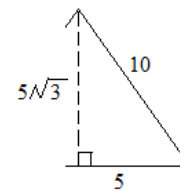
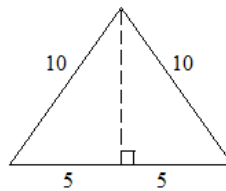
2 triangle bases
3 rectangle (lateral) sides
5 total sides (or faces)

What is the surface area of a triangular pyramid with all edges of 10 feet?



Since all edges are 10 feet, each of the 4 (triangle) sides of the pyramid is the same area.

So, find the area of one side:



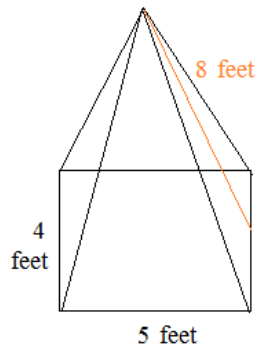
(using pythagorean theorem or recognizing 30-60-90 triangle, we find the height of the triangle is $5\sqrt{3}$)

$$\text{Area of one side: } \frac{1}{2}(b)(h) = \frac{1}{2}(10)(5\sqrt{3}) = 25\sqrt{3}$$

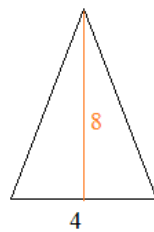
$$\text{Surface area of pyramid} = 100\sqrt{3} \text{ square feet}$$

Find the lateral area of a rectangular pyramid with base 4 x 5 feet and slant height of 8 feet.

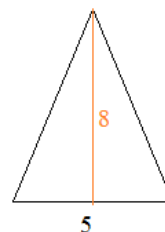
Rectangular Pyramid



The lateral area is the area of the lateral sides (so, it excludes the base!)



("left and right sides")



("front and back sides")

area of the front and back:

$$2 \times \left[\frac{1}{2} (b)(h) \right] = 2 \times \left[\frac{1}{2} (5)(8) \right] = 40$$

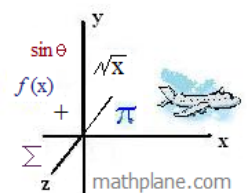
area of left and right:

$$2 \times \left[\frac{1}{2} (b)(h) \right] = 2 \times \left[\frac{1}{2} (4)(8) \right] = 32$$

Total lateral area: 72 square feet

Volume Riddle: How much dirt is in a square hole that is 3 meters wide, 3 meters long, and 3 meters deep? (Hint: It is not 27 cubic meters.)

Answer: Zero. There is no dirt in a hole. It's empty!

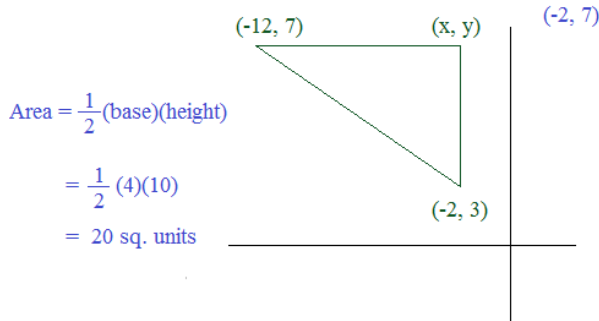


Identify the missing coordinates. Then, find the area of each figure.

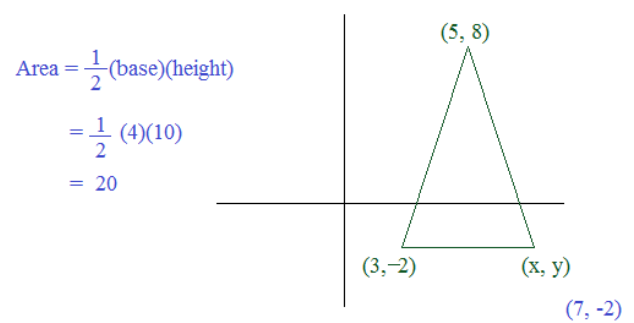
SOLUTIONS

Quadrilaterals, Triangles, and Coordinates

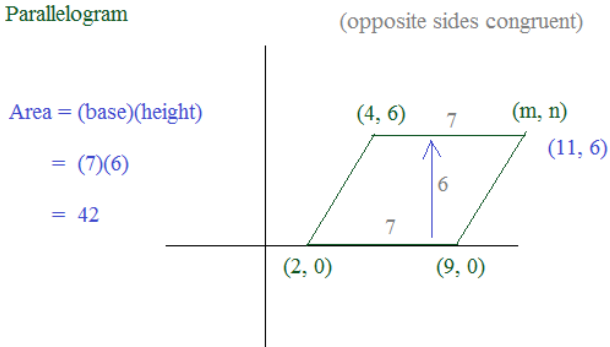
1) Right Triangle



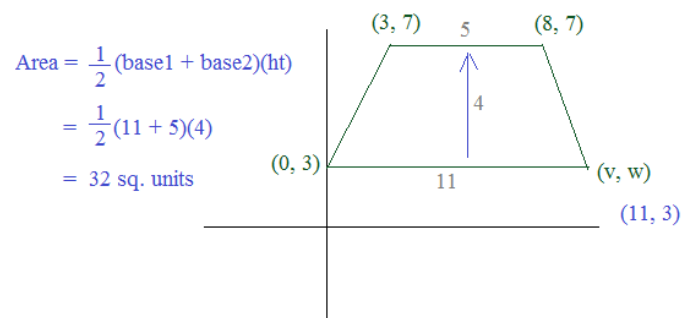
2) Isosceles Triangle



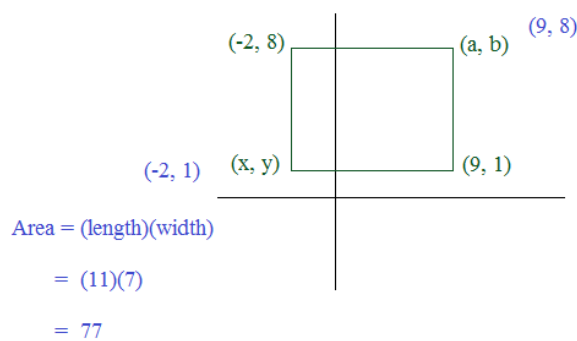
3) Parallelogram



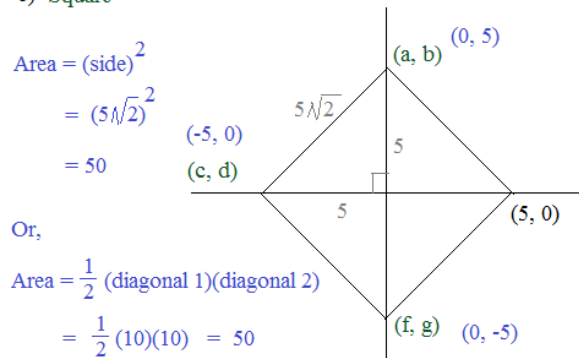
4) Isosceles Trapezoid



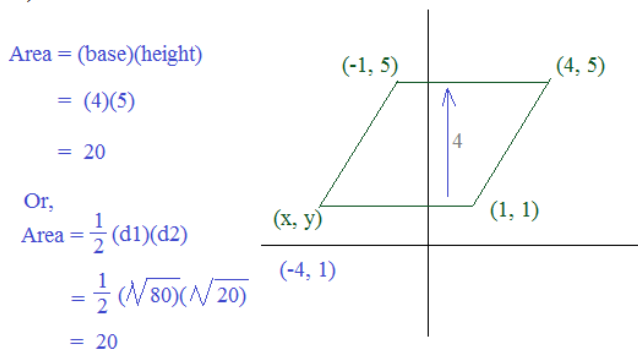
5) Rectangle



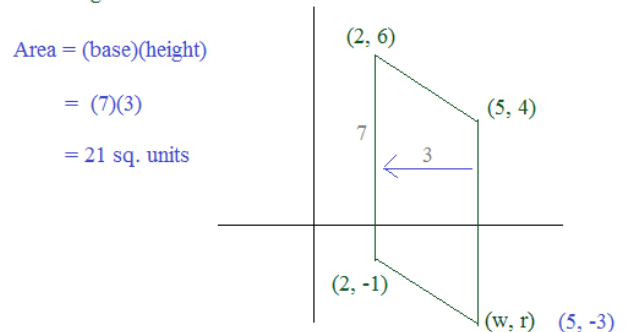
6) Square



7) Rhombus



8) Parallelogram

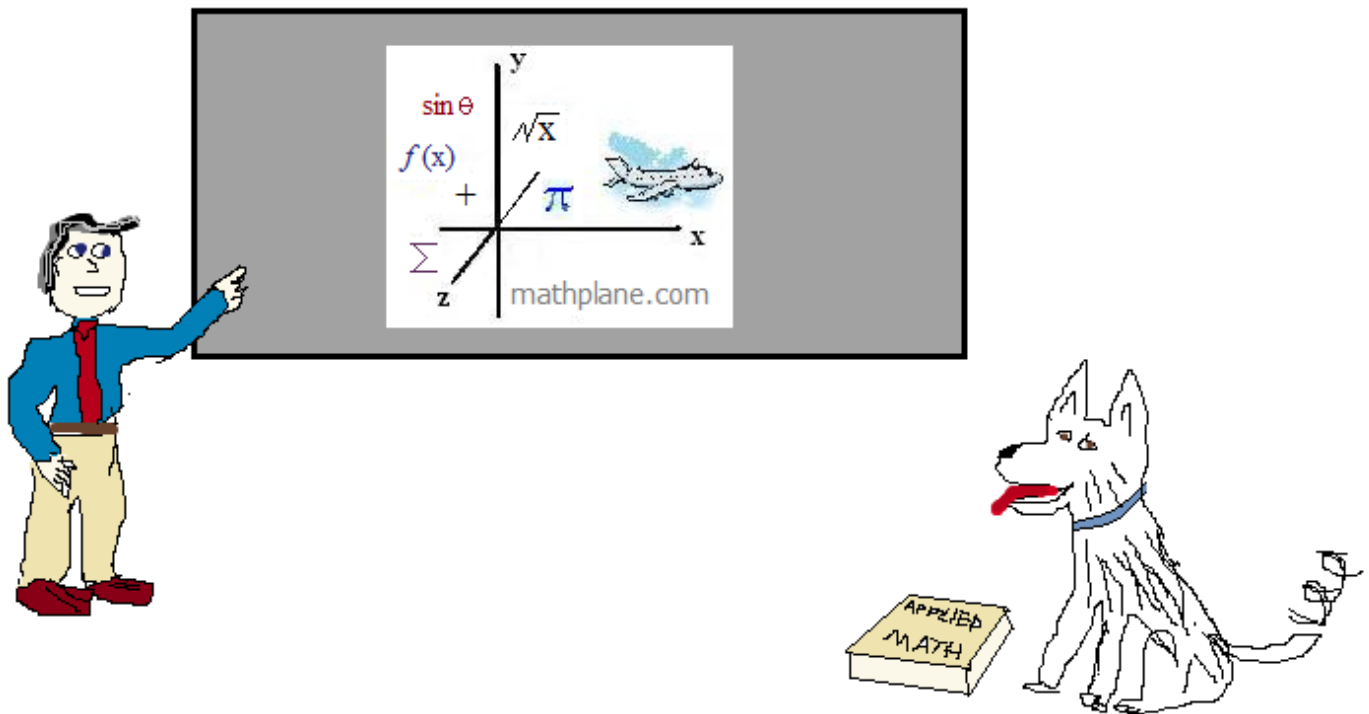


Thanks for visiting. (Hope it helped!)

Find more geometry review topics and math content at the site.

If you have questions, suggestions, or requests, let us know.

Enjoy

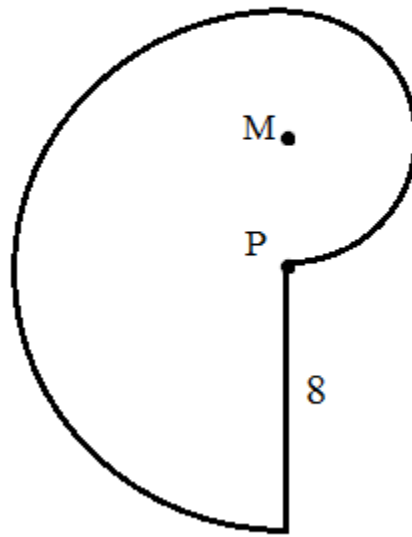


Also, at TES and TeachersPayTeachers

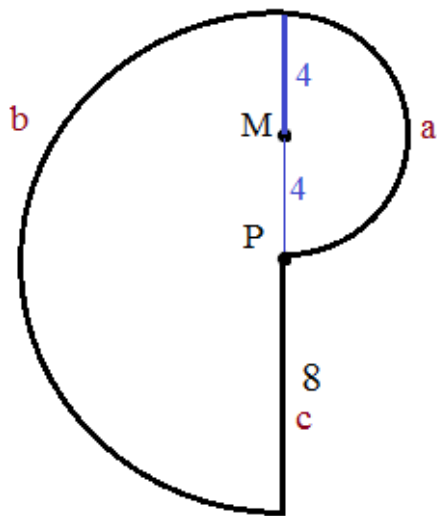
Plus, Mathplane.ORG for mobile and tablets

One more question:

Points M and P are the *centers* of the semi-circles.
What is the perimeter of the figure?



Points M and P are the *centers* of the semi-circles.
 What is the perimeter of the figure?



a arc length of small semi-circle:

$$\frac{180}{360} \cdot 2\pi(4) = 4\pi$$

b arc length of large semi-circle:

$$\frac{180}{360} \cdot 2\pi(8) = 8\pi$$

c length of segment = 8

$$12\pi + 8$$

or

$$45.7$$