


HI-TECH
2100



OWNER'S MANUAL

ELECTROLUX®

Introducing our most advanced Vacuum Cleaner

Welcome to the wonderful Electrolux® Home Care System. As you read this manual you will see that your Hi-Tech 2100 vacuum cleaner is a basic unit in a system of the world's most modern and hygienic appliances.

HI-TECH 2100

with Omni-flo Automatic®
Power Nozzle

Electrolux since 1924 has been responsible for numerous innovations in floor care equipment as a result of its continuing research into the most efficient Home Care System. Your Hi-Tech 2100 Cleaner is a quality-made product and the very latest development arising from this research. With its cleaning ability, versatility and durability, it takes a major place in the Electrolux Home Care System.

The Hi-Tech 2100 is equipped with a powerful motor and together with the specially designed fans, it will give you a high level of cleaning power. Handsomely styled and of sturdy construction, it has been designed for your convenience, ease of operation and to give you years of quiet, trouble-free service. It is lightweight and easy to carry, gliding over the deepest carpets on its wide-track wheels, it will follow you effortlessly.

The 2100 has soft, durable, vinyl wrap-around end protection and side bumpers. Your furniture will not be harmed should it be accidentally bumped. The Electrolux Omni-flo Automatic™ Power Nozzle with its own motor not only increases the effectiveness of the vacuum cleaner but also reduces the time required to clean carpets and rugs. Working together they make deep cleaning faster and easier.

As an added feature, the Hi-Tech 2100 sets new standards with its exclusive Information Panel.


All power units of the Electrolux Home Care System are made in strict accordance with all requirements of, and are certified by Underwriters' Laboratories Incorporated.

Every effort is made to ensure that customers receive an up-to-date instruction manual on the use of Electrolux products; however, from time to time, modifications to our products may without notice make the information contained herein subject to alteration. Customers will be so informed at time of purchase, of any such changes.

Keep this manual handy for future reference. The description which follows indicates some typical applications by which your Hi-Tech 2100 will assist you in your home care activities.

WARNING:

- Electric shock could occur if used outdoors or on wet surfaces.
- Do not operate your cleaner in the presence of explosive or flammable material.



Standard parts & Accessories with the 2100

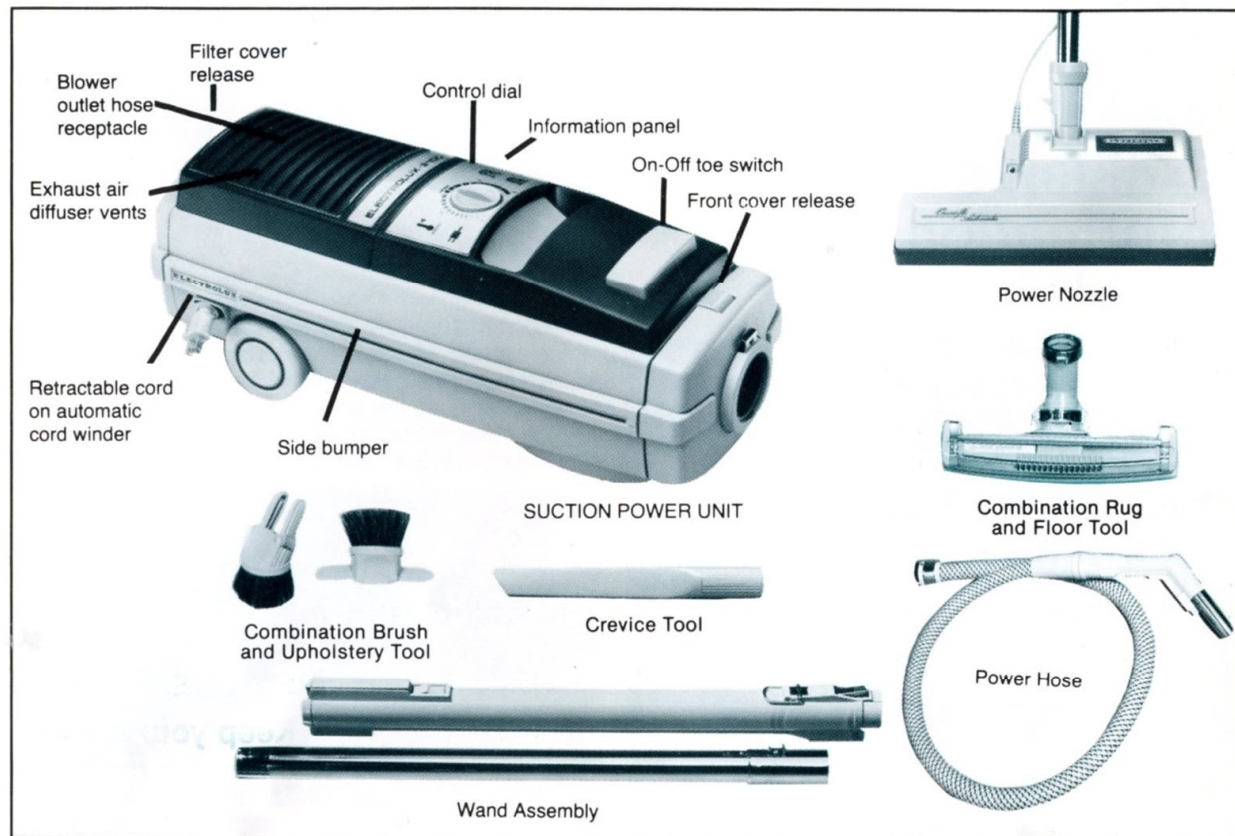
FOR BEST PERFORMANCE

- Keep your cleaner and all accessories clean and in good operating condition. Change bags and/or filters as recommended by Electrolux to maintain optimum cleaning efficiency.
- Periodically, check revolving brush for build-up of lint, hair or other foreign material and remove as necessary.
- Adjust or replace cleaning brushes, when worn.
- Store cleaner carefully — in dry area — never outdoors.
- For optimum cleaning performance and safety, study and follow your Owner's Manual — keep it in a handy and safe place for future reference.
- Purchase replacement parts from Electrolux authorized service centers.
- Have cleaner checked periodically by an Electrolux authorized service center.

The Electrolux Air Filtration System

Always use genuine Electrolux disposable, self-sealing filter bags. The Electrolux Filter Bag is especially designed and manufactured in such a way that it will safeguard the motor against dirt leakage . . . Used exclusively, the Electrolux Filter Bag will promote longer motor life and a more efficient operation of your cleaner. We are so sure of its superiority that we make it a part of our warranty.

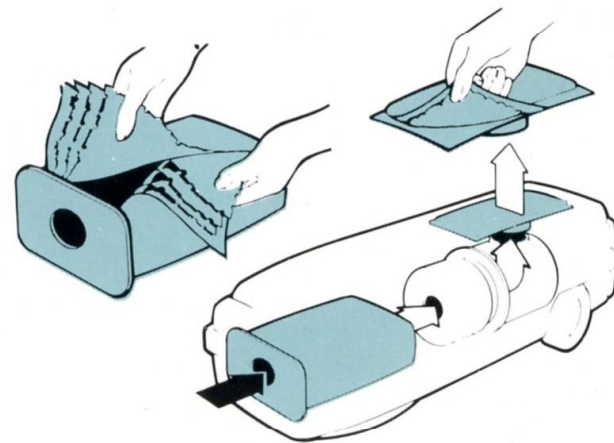
Remember . . . every bit of air brought into your new Electrolux 2100 by its powerful motor must be quickly dispersed. To accomplish this without having the air carry dust particles into the fan motor calls for the best filter bag on the market . . . and that means Electrolux.



Multi-lined Electrolux filter bags also provide you with longer service without changing, as they pick up more dirt than other bags before shutting off the flow of air.

To ensure that the exhaust air is further cleaned before it re-enters the room, a secondary filtering system is built into your 2100. This additional protection is provided by the after filter fitted under the outlet grill of your cleaner. This filter has the capacity to entrap and absorb airborne particles. It is recommended that the after filter be replaced after the use of six filter bags in order to assure the maximum cleaning efficiency.

To obtain these benefits it is essential for you to use our genuine Electrolux Filter Bags and After Filters — obtainable from your local Electrolux representative or Branch.




Other Fine Electrolux Products

The Electrolux Diamond Jubilee Shampooer/Polisher. Triple brush to clean rugs, carpets, wood floors, tile and terrazzo and no-wax floors.



The Electrolux® Upright Vacuum Cleaner. The world's most modern upright vacuum cleaner.



The Electrolux® Commercial Model CB2000 Vacuum Cleaner. For heavy duty cleaning.



SERVICE

For prompt service, call your Electrolux representative or the nearest Electrolux branch listed in your telephone directory. Authorized Electrolux branches are best suited to service your cleaner both during and after the warranty period. Only through an Electrolux branch can you be sure of getting genuine Electrolux parts.



This Model HI-TECH 2100 is listed under the Reexamination Service of Underwriters' Laboratories, Inc.

