


# How To Fill a Snorkel



## Step 1:

**Turn Blind Cap Counter Clockwise**

**A) Snorkel Feed Extends**

## Step 2:

**Pull Out The Filler Tube**

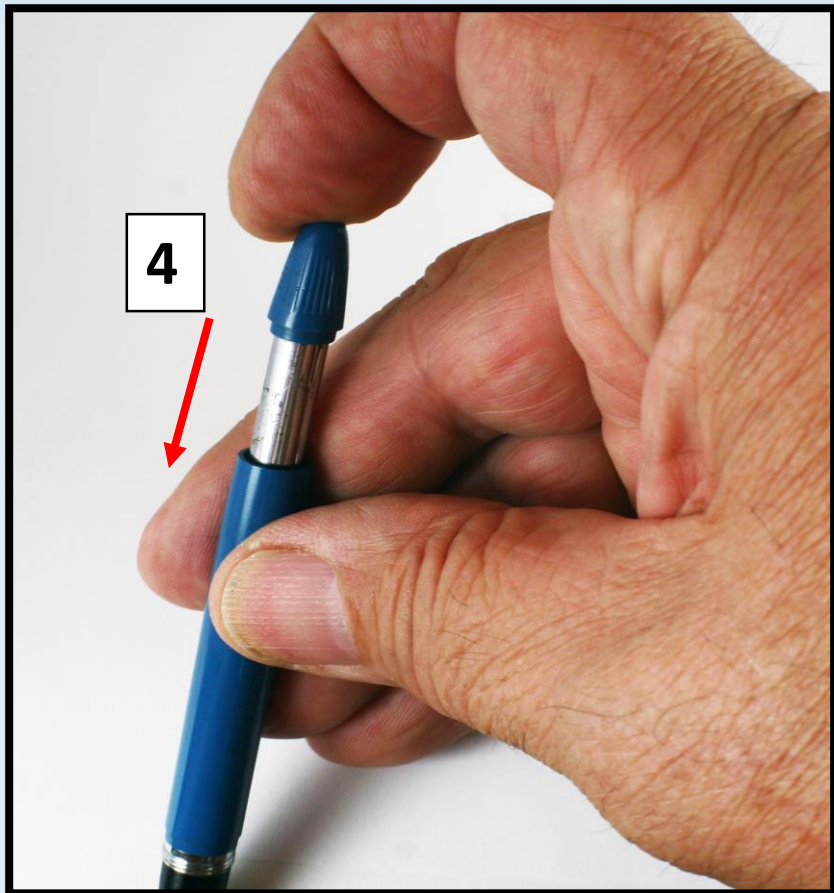
**B) Filler Tube Extends**



## Step 3:

**Dip The End Of The Snorkel Tube Into The Ink**

**Sheaffer made a special designed ink bottle for the snorkel**




**Step 4:**

***Push Down The Filler Tube To  
The Barrel And Count To 7 With  
The Snorkel Tip In The Ink***

**Step 5:**

***Turn Blind Cap Clockwise***

***A) Snorkel Feed Retracts***



***A- The feed  
retracts as the  
blind cap is  
turned***