



Poway Stamp Club

Newsletter

San Diego County's Best Stamp Collecting Club

July 10, 2019

In This Issue

- Next Meeting
- Club Meeting Presentations
- Club Notes
- Member Spotlight
- Article: "Editors Corner"
- Article: "Soapbox"
- SESCAL Road Trip
- Member Classifieds
- Stamp News

Poway Stamp Club

The Club goals are "to promote a closer social relationship among stamp collectors of Poway, San Diego and vicinity, and to assist in spreading the knowledge of stamps and the pleasures derived from stamp collecting to those interested in philately."

Contact Us

Poway Stamp Club
12675 Danielson Ct #413,
Poway, CA 92064

Club E-mail

PSCphilately@gmail.com

PSC Website:

Powaystampclub.com
Powaystampclub.org

Next Meeting:

The next Poway Stamp Club meeting will be held on **Wednesday July 10, 2019**. Please plan to attend and enjoy:



Circuit Books

and

Member Trading Extravaganza!

Meeting time: The meeting will begin promptly at 6:30 PM.

Meeting Place: 12675 Danielson Court, Suite #413 (in the back of the building), Poway, California 92064.

Please remember to bring your badge. The office phone number in case you need it is 1-858-748-5633.


This week's meeting will begin with our regular Club business including (Show & Tell + Drawing) followed by the distribution of APS Circuit Books. Club members who do not wish to participate in the Circuit books are encouraged to bring in stamps and other items for sale or trade with other club members.

The following meeting will be:

A presentation

"The only way to Cross"

By Art Berg



2019 PSC Club Officers:

President: Art Berg
V President: David Klauber
Treasurer: Bill Kolb
Secretary: Trice Klauber
Board (AL): Bill O'Connor
Board (AL): Scott Boyd
Prev. President: Thor Strom
Program Director: Colin Fort

PSC Club Volunteers:

Registrar: Diane Maisonneuve
Auctioneer: Duane Pryhoda
Club Librarian: Scott Boyd
Newsletter Editor: D. Klauber
Newsletter Cont.: Jon Schrag
Phil. Library Rep: Bob Eygenhuysen
Opp. Drawing: Ray Hacecky

PSC Representatives:

Fed Rep: Bill O'Connor
S.D. Philatelic Council: David Klauber
Rep (Alt): Thor Strom
APS Rep: Trice Klauber

Stamp on Page 1

The Stamp Image on page one is one of China's "four treasures of the Republic." It was offered in a June 12-13 auction by Cherrystone of NYC. Fewer than 20 are known to exist of the blue green Junk stamp with the red surcharge inverted (Scott 247a).¹

The regular stamp 247 catalogs at \$3.75 Mint and \$0.70 Used. This beauty sold for:

\$149,500.00

¹ China treasure in Cherrystone auction
linns.com/news; By Michael Baadke

Club Meeting Presentations (2019)

The following is this year's proposed meeting schedule; all events are proposed and subject to change as necessary to accommodate other events such as Auctions etc.

2019 (Proposed) PSC Meeting Schedule

July	Jul 10, 2019 Jul 24, 2019	Circuit Book Meeting Art Berg – "The only way to Cross"
August	Aug 14, 2019 Aug 28, 2019	Circuit Book Meeting Bill Kolb - APS Movie
September	Sep 11, 2019 Sep 25, 2019	Circuit Book Meeting Nick Soroka
October	Oct 9, 2019 Oct 23, 2019	Circuit Book Meeting Trice Klauber China Rev.
November	Nov 13, 2019	Circuit Book Meeting
December	--- TBD ---	<i>Holiday Party</i>





**POWAY STAMP
CLUB
APS #1137-112097**

**Club meetings are held every
second and fourth Wednesday
of each month except
November & December at:**

**Philatelic Library
12675 Danielson Ct #413,
Poway, CA 92064**

**More info at:
www.powaystampclub.com**

Participation

**All Stamp Club and Library
members are strongly
encouraged to provide input
for the bi-monthly Club
newsletter. Your knowledge
and expertise should really be
shared. Please submit items
to the Club Secretary at:**

PSCphilately@gmail.com

Club Website

Try our new website at:

PowayStampClub.com

**You will find our activities and
affiliations, interesting links,
contact information including
the current and previous
versions of this Newsletter!
Give it a try!
You can use the Web Presence
to introduce others to our Club.**



***July 10th
Available Circuit Books***

Members,

This week is our APS Circuit Book Meeting. The 19 new Circuits received are listed below:

1. Trieste
2. Sweden/Norway
3. US 19th century
4. German States
5. Australia
6. Luxembourg
7. USA 19th Century
8. Greece
9. Canada
10. Bermuda
11. Republic of China
12. Japan
13. Liberia
14. US Back of Book
15. Airmail and Aviation
16. US Revenue (All Match Stamps)
17. British Oceania
18. Liechtenstein
19. Azores (Angola and Tete)

Hopefully, you will find an area of interest to you. We will be holding regular club business and then moving into the Circuit Books after the meeting raffle. Please, feel free to bring in items to share, sell or trade with other members. Remember to bring your tongs, magnifiers, glasses, want lists and be sure to bring some cash or a checkbook to make purchases.

Trice Klauber
APS Circuit Manager

San Diego Philatelic Library

The San Diego County Philatelic Library is a not-for-profit philatelic library in Poway, San Diego County, California. Operated by friendly volunteers, your stamp library consists of approximately 16,000 volumes of books, monographs, catalogs, and periodicals.

Library Loose Stamps

The Philatelic library provides a large bucket of assorted stamps for visitor inspection. Please remember to always leave a suitable contribution for any stamp items removed from the bucket.

Library Hours:

The Library hours vary based upon who can take a shift, the hours usually are:

10 to 2:00	Monday
12 to 5:30	Tuesday
12 to 3:00	Wednesday
10 to 2:00	Thursday
?	Friday
1 to 5:00	Saturday

Plus additional hours by appointment only.

Before you visit please call to verify staffing is available.
1-858-748-5633.

Club Notes:

1. **SWAPEX** – Is held on the first Saturday of each month in the Philatelic Library. The next will be held on Saturday **Aug 3, 2019**. 9 AM to 1 PM. SWAPEX is a friendly and informal stamp exchange.
2. **SANDIPEX – Sunday July 14, 2019**

San Diego Philatelic Expo SANDIPEX Stamp Show Free Admission! – Free Parking! Doors Open from 10am – 4pm

The show is held at the Benevolent and Protective Order of Elks Lodge #2543, 13219 Poway Road Poway, CA 92064 . The following is a list of the current 2019 **SANDIPEX** scheduled monthly show dates.

Jul 14
Aug 11
Sep 8
Oct 6
Nov 10
Dec 8

3. **Support your Club** – With over **50 active members**, the Poway Club is now San Diego County's most active Stamp Club. Feel free to forward this Newsletter to **anyone** you think may find it interesting. You may also support the club by joining the APS. The club will receive a finder's fee for each member who joins the society. Let the stamp community know that **Stamp Collecting is Alive and Well in the 21st Century.**
4. **Show & Tell** – Do you have an interesting philatelic item to share at our next meeting? Bring it in and share it with us as we would love to see it!
5. **SESCAL Road Trip** – Have you considered attending the SESCAL show this year? If yes look further in this Newsletter for details of our road trip. There are just **3 seats left** in the van and we hope to see you there!
6. **Shipped:** A term used to describe sending an item through the mail or other delivery service “The new stamps were shipped to the Post Office for sale.” Not to be confused with the colloquial “Shipped”, where two or more **people**, either real-life or fictional are said or wished to be in a romantic relationship. i.e. “My Daughter shipped Prince Harry and Meghan Markle long before they announced their engagement” 😊

Have you considered sharing your stamp knowledge? Why not write an article for the PSC Newsletter? Or share a nice cover and a paragraph about it. Contact the Secretary via E-Mail at:

PSCphilately@gmail.com

Check it out!

A video link to (A Short documentary about Philately in the USA in 1955) has been added to our Web Page as recommended by Club Member; Manny Marti

<https://powaystampclub.com/links>

Member Spotlight!

By: Jon Schrag



The Poway Stamp Club Newsletter highlights one of its members each issue. Today's spotlight is on **PHYLLIS CHARLTON.**

A serious dilemma. What do you collect after being away from collecting for many years? As a young child she was excited by first day covers. Now a big box of FDCs may sell in our club auction for \$5. FDCs? Not exciting for her anymore.

The wheels are turning. And the wheels are sophisticated wheels. **PHYLLIS CHARLTON** graduated with a degree in MATH from New Mexico State and then earned a MBA from University of San Diego. As a **SYSTEMS ENGINEER** for Booz Allen Hamilton (a think tank) she tackles complex systems and engineering problems every day. Her mind is thinking and contemplating about what to collect in her spare time in the world of stamps. If you have suggestions... shake her hand and volunteer your stamp ideas for her.

PHYLLIS IS NEW PSC MEMBER #460. She says will put a note in the **BOOZ ALLEN HAMILTON** employee newsletter about how easy and enjoyable it is to join the Poway Stamp Club. Thank you Phyllis! New members are always welcome!

Definitions

The following definition of EFO and other terms is here in support of the ongoing Editors Corner series on EFO's and Counterfeits.

EFO is the shorthand for "Error, Freak, or Oddity". It's a term applied to philatelic items that were formed unintentionally abnormal.

Errors: Are usually "major" errors having catalog status where something in the process has gone entirely wrong. Examples of "errors" are consistent, unintentional deviations from the normal and typically are stamps that are wrongly perforated, both between or completely imperforated, FULL color(s) omitted, inverts, multiple impressions, missing watermarks or tagging and FULL stamps on either side of an interpane gutter, etc.

Freaks: Also called "varieties", are generally defined as a lesser degree of production problem. Typically freaks have flaws that are not consistent or do not have catalog status. Examples of freaks include ink smudges, off center perforation shifts, partially missing colors or color shifts, pre-printing paper folds, paper creases, over or under inked stamps, and so forth. Freaks often sell for less than their "error" counterparts. Printing plate cracks, wear and other flaws such as repairs or *re-entries* are freaks and not typically considered to be errors.

-- Continued on Next Page --

Editors Corner

By D. Klauber

EFOs Part XII



A Presentation of EFO's & Plate Varieties on Bureau Issues

The Editor was requested to provide the following article as a compendium of the plate variety presentation given by the editor as part of a recent PSC club presentation meeting.

Plate varieties in general are classified into two groups: Designed and Accidental. This presentation focused on identifying the accidental varieties...

Designed Plate Varieties

1. Plate Arrangement i.e. number, layout, booklets. Star plates and space variation in marginal markings spacing between panes
2. Standard marginal markings plate numbers, type variations, arrows, center lines, engravers initials, standard markings "coil stamps" on coil plates etc.
3. Experimental margin markings. Dashes etc.
4. Plate layout markings in prep for rocking in. Guide dots etc.

Accidental Plate Varieties

1. Double cuts double arrows, center lines, stars etc.
2. Double transfers. Die to plate transfers 2 or 3 times causing doubles trips or shifts in most every engraved issue. Some call these re-entries
3. Relief varieties show as constant varieties 2 cent dot and cap is an example. (In the die)
4. Plate cracks flaws and scratches. (From the plate)

Oddities: The catch-all category for anything that is left. Oddities can be subtle problems that do not have catalog status. Examples can be cancel and plate varieties, inverted USPS cancels, very minor perforation shifts, minor color shifts, etc. Most oddities are a curiosity and have lower EFO values.

There continues to be a debate about the definition of freaks vs oddities. This is one area where a classification can be a matter of personal opinion. Frequently the debate is over pre-printing paper folds and centers on how minor (oddy) or how major (freak) a fold is. As it turns out, one mans freak, is a another mans oddity.

Counterfeit, Forgery, or Fake.

Counterfeit: Fraudulent reproduction of a stamp meant to defraud the issuing authority. (Typically used as postage)

Forgery: fraudulent reproduction or alteration of a stamp meant to defraud (not the issuing authority), In philately, forged stamps are altered to defraud the buyer.


Fakes An imitation stamp, or reprint. There are many fakes on the market, typically sold as fakes they are rarely sold as genuine. In philately, fakes are an expression of art , are not offered as genuine to defraud. (reprints may be considered fakes)

For more information on definitions of and values for many EFOs. Please see the Stephen R. Dazt book, "*Catalogues of Errors on US Postage Stamps.*"

Where can you find good information about Plate Varieties?

If you are interested in the study of Bureau Varieties the following books contain the information that this editor relies on primarily for reference on the subject. Each book contains unique information on the subject.


1. **The Bureau Specialist, Volumes 1-3, 1930-32;** 450 page volume, contents include early reports on U.S. plate numbers, errors, precancels, offset plate varieties and the Shift Hunter Letters. \$30. **This book is the editor's newest acquisition and is packed with loads of obscure philatelic information.**




2. **Encyclopedia of Plate Varieties on U.S. Bureau – Printed Postage Stamps, Loran C. French, Bureau Issues Association, Inc., 1979. (In the Library) This is the Grail of Plate Varieties.**




3. **The United States Postage Stamps of the Twentieth Century – Max G. Johl, Volumes I – V; 1935, H.L. Lindquist; New York, N.Y. (Online). This is the first book I used for the study, it is free and highly recommended.**



4. **The Scott Identification Guide to U.S. Stamps Regular Issues 1847-1934, 6th Edition, Micarelli. Book on right below has errors.**



(Purchase This)



Not this!

Example Plate Varieties?

The following stamps were presented as examples of Plate varieties that are widely available for the collector. The stamps on the following pages were found and acquired for **less than \$1** each in lots, old collections and/or from dealers at shows as ordinary copies

EXAMPLES (1-3)

US #280 x(3) - ALL WITH DOUBLE TRANSFERS – USED



Scott #280 4c Abraham Lincoln

(1) Identified 793/R62 Page 24 Loren C. French




DT & Extra Line in RED

Images (Courtesy D. Klauber)



#280 ---793 ---R62 Images (Courtesy D. Klauber)

Above "States" shows double transfer along with extra top line. You will notice the extra line on the top of both stamps below this is a classic Double Transfer Stamp. Image below shows extra top line clearly.



793/R62 Page 24 Loren C. French

(2) Identified 793/R62 Page 24 Loren C. French



DT Triangles in **RED**
Images (Courtesy D. Klauber)

On #2 you will notice the extra line on the top of the triangles in the expanded images on the following page another classic Double Transfer Stamp.




DT Triangles
Images (Courtesy D. Klauber)



DT Triangles
Images (Courtesy D. Klauber)

(3) DT Identified in Loran (Cloudy) French book



DT in RED Images (Courtesy D. Klauber)



DT Above Top Line Triangles
Image (Courtesy D. Klauber)



DT Above Top Line Triangles Cirled in RED
Image (Courtesy D. Klauber)

You will notice the extra line on the top of both stamps below this is a classic Double Transfer Stamp. Again this stamp is identified in Cloudy French's book on Bureau varieties.



DT Above Top and "T" of States
Image (Courtesy D. Klauber)

(4) DT Scot 237 Overall Double Transfers

The Stamp below was purchased for .90 cents in a APS Circuit book. It is an amazing example of a multiple Double Transfer.

THE TEN CENT COLUMBIAN (SCOTT 237)





Figure 92. Details of Design on Die Proof.

The United States Postage Stamps of the 19th Century Brookman III

The design for this stamp, which is known as "Columbus Presenting Natives," was taken from the well-known painting "Return of Columbus and Reception at Court " by Luigi Gregori.

The scene on the stamp is an interesting one for it seems apparent that the Court being held must have been outdoors under a canopy for in the left background can be seen the masts of ships. This lettering of the words "Columbus Presenting Natives" is sometimes found in letters that are long, thin, and irregularly aligned. A close examination shows that some of the letters are slanted, particularly the " P " of "Presenting." Apparently the printers discovered the irregularity of the lettering and corrected it with new entries where needed.


Double transfers are common on this stamp, and, as might be expected, most of them are at the right or left end of the stamp. Shades: Black brown, dark brown, gray black. Varieties: Double transfer. Plates: Plates Y99-103. Cancellations: Black, blue, green, magenta. Cancellation varieties: Supplementary Mail Type F or G. **Quantity issued: 16,516,950.**



10¢ Columbian, double transfer (Scott 237 var.),




237 Double Transfers on Right in **RED**



237 Double Transfers on right in **RED**



237 Double Transfers In **RED**



237 Double Transfers on right in **RED**




237 Double Transfers In **RED**

(5) DT Scott 300 (Shift Hunters) Double Transfers

The following examples of Scott #300 Double transfers were located at home in an envelope of duplicates. Proof that top quality plate varieties are still available and ready to be collected. Price Paid \$0 from old collection.



Scott #300 1c Franklin



Scott #300 Shift Hunters Diagram
 The Bureau Specialist, Volumes 1-3, 1930-32



Scott #300

Double Line DT on **Left** and Single Line DT at **Right**
 See under "2" of "1902" images courtesy D. Klauber




Scott #300

DT under "0" of 1790 on **Left** and overall DT at **Right**
 images courtesy D. Klauber.

(6) DT Scott 279 Double Transfers




279 1c Green



Scott #279

Double Line DT on Left in States and Single Line DT at Right
See U and T of United, images courtesy D. Klauber



Scott #279

Double Line DT on Left in O of Postage and Single Line DT at Right
See Center of Numeral 1 above O, images courtesy D. Klauber

This information just scratches the surface of what's possible when you collect plate varieties. It takes a sharp eye and a good magnifying glass and a lot of patience! Collecting plate varieties can be very challenging and one of the good things about them is that many varieties fall on the most common of stamps, such as the 1¢ and 2¢ Washington-Franklin issues. It doesn't take a lot of money to collect these kinds of stamps.

Again, EFO's make an exciting and educational addition to any stamp collection for they speak to us about how stamps are produced and how mistakes can be made during the production of stamps.

1. Klauber], Photographs taken using a Celestron MP Handheld Digital Microscope Pro

Soapbox

By D. Klauber

Stuff

Removing Self-Adhesive Stamps

Used for New self-adhesive stamps Citrus Magic (1-3.5 oz. \$7.87) and Pure Citrus (1- 4oz. \$5) are Room Air Fresheners, and work. Goo Gone (2 oz \$3.99 works well), be sure to get the small bottle if you have never used it before, it is a Tape and Sticker lifter. Un-du (4 oz \$7.18) an adhesive remover. There may be other easy to use stuff to get a self-adhesive stamp off paper, so if you know of others, let us know. Thanks. ***Use these products at your own risk.*** It has been reported that Orange Oils can soak into a stamp and cause issues including the inability to apply hinges in the future to the back of a stamp. All Prices above are from June 2019 Amazon listings.



PSC Stamp Auctions

By D. Klauber

At every Club Auction we all meet at the Library from 5-8. When we arrive the lots are lined up in number order on the correct tables. The potential buyers begin viewing the various seller lots. A great deal of social interaction occurs prior to the actual auction start.

For the most part, all of this setup and process is taken for granted, if not for all the activities of the Library and Club volunteers, these periodic auctions would not occur. The editor would like to take a few moments to thank those people who supported our last and very successful Club Auction. All of this happens because the **Auction Team** is there and doing a wonderful job. Thanks again for all you do!

Auctioneer: **Duane Pryhoda**

Volunteers, **Art Berg, Morgan Christensen, Robert Lackner**

Bob Eygenhuysen,

Treasurer **Bill Kolb**

Event Date

October 5th 2019 @ 8:00 am

Event E-mail

Indysmama@gmail.com

PSC Website:

Powaystampclub.com

Powaystampclub.org

Stamp Show Field Trip

SESCAL Stamp Show

ROAD TRIP: No Toga Necessary!

David and Trice are planning to attend the 2019 SESCAL Stamp show on Saturday the 5th of October.

For those who are club members and are interested in attending the show with us, we are planning to rent a large Van and offer the available seats to those who wish to join us. We **have only 3 seats left** at **\$15 each** to offset the costs of the Van needed to attend the show.

What's included; 1 Seat in van, 1 bag lunch, 1 drink,

Schedule: Saturday October 5th :

8:00 a.m. – Leave from Philatelic Library

10:00-10:30 -- Arrive at Show

12:30 -- Meet at van for bag lunch

3:30 -- Leave show (return)

We will stop for buffet dinner in Lake Elsinore (you will be responsible to order and pay for your meal)

7:30-8:00 -- Return to Library Parking Lot

We already have the minimum of 10 members signed up that were needed to secure a van. A \$5 deposit is needed at sign up with the balance of \$10 due by Aug 1st. Please contact Trice at Indysmama@gmail.com ASAP and get your \$5 deposit in and insure your spot.



Member Classifieds

If you would like to have a Free advertisement in the PSC Newsletter, please email: PSCphilately@gmail.com

For Sale: \$525. Cat of worldwide souvenir sheets, some high Cat machins. \$100. Call Duane at 858-735-3800

For Sale: Stamps at Bargain Prices, Come and see my Stock. By appointment so please call to set up a time. Home Phone: 858-271-0262 Mobile Phone: 858-449-3047 **Al Kish**

Wanted: Puerto Rico Town cancels. Bring to meeting. Will trade or buy. See member M. Marti PSC # 410.

Wanted: Imperial China, PRC, Manchukuo, Mongolia, U.S. Double Transfers/Re-entries, U.S. 19th Century Proofs and Essays. U.S. 19th Century. See D & T Klauber at Wednesday PSC meeting or contact us at Indysmama@gmail.com.

Supplies:



Stamp Paraphernalia
The Online Store for Stamp Collectors
Full Color Stamp Album Pages
Stamp Supplies And Much More
Christopher Diaz | 405-924-0392
Email: StampParaphernalia@att.net
Web Site: www.StampParaphernalia.com
www.ShowgardMounts.com

Thanks to Chris Diaz at Stamp Paraphernalia for updating their PSC site information on the net.

Check out their online store for all your Philatelic supply needs.

Visit : <http://stampnewsnow.com/>. *Stamp News Online (SNO) Magazine* is an *online only* monthly magazine for collectors of U.S. and Worldwide stamps and covers. Full of compelling articles with U.S. and Worldwide editorial content.



Stamp News:



New Stamps United States Postal Service Stamps

July 9 | TBD | Four designs in a booklet of 20 stamps, self-adhesive Forever Stamps

Wild and Scenic Rivers Frogs



The U.S. Postal Service issues Frogs, four stamps in a booklet of 20 that feature digital illustrations of four North American frogs: the Pacific tree frog, the northern leopard frog, the American green tree frog and the squirrel tree frog. Working with a green color palette and touches of brown, artist Nancy Stahl captured the defining features of each frog making them recognizable.¹

Frogs live on every continent except Antarctica; more than 90 species live in the United States, including the four on these stamps. Found throughout the western United States, the tiny Pacific tree frog (*Pseudacris regilla*) is nicknamed the “Hollywood frog.” Countless television shows and movies have used its *rib-bit, rib-bit* call in nighttime scenes. The northern leopard frog (*Rana pipiens*) is commonly identified by its highly distinctive call, a rattle-like snoring noise, followed by several notes described as “chuckling” or “clucking.” Sometimes called the rain frog for its noisy choruses after a warm rain, the American green tree frog (*Hyla cinerea*) is also dubbed the cowbell frog for the sound of its short call when heard from a distance. A raspy, quack-like call identifies the squirrel tree frog (*Hyla squirella*).²

July 20 | Cape Canaveral, FL. | adhesive pane of 24 forever stamps.

First Moon Landing (1969)



"In celebration of the 50th anniversary of the first moon landing on July 20, 1969, the U.S. Postal Service is pleased to reveal two stamp designs commemorating that historic milestone," the postal service described in a statement. The release date and the details for the Forever-denomination stamps' First Day of Issue ceremony are still to be announced. One of the two new stamps features an iconic Apollo 11 photo of Aldrin standing on the surface of the moon. Armstrong, as the photographer, can be seen in the reflection of Aldrin's helmet visor. The other stamp in the pair uses an image of the moon captured by amateur astronomer Gregory Revera of Huntsville, Alabama. Tranquility Base, the landing site of the Apollo 11 lunar module "Eagle" in the Sea of Tranquility, is denoted on the stamp by a bold yellow dot. Both stamps include the inscription "1969 First Moon Landing." An image of the lunar module will be included on the selvage, or border, of the pair. USPS art director Antonio Alcalá designed the stamp art.³

1. *New Stamps - Stamp images provided by the United States Postal Service. Copyright © 2019 USPS. All Rights Reserved*
2. *National News, Frogs are Forever, U.S. Postal Service Celebrates Four Species with New Forever Stamps, <https://about.usps.com/newsroom>; June 13, 2019*
3. *First Moon Landing Stamps: USPS, <https://about.usps.com/postal-bulletin/2019>*