



Poway Stamp Club

Newsletter

San Diego County's Best Stamp Collecting Club

July 24, 2019

In This Issue

- Next Meeting
- Club Meeting Presentations
- Club Notes
- PSC Member Honored
- Library Event
- Member Spotlight
- Article: "Editors Corner"
- Column Soapbox
- SESCAL Road Trip
- Member Classifieds
- Stamp News

Poway Stamp Club

The Club goals are "to promote a closer social relationship among stamp collectors of Poway, San Diego and vicinity, and to assist in spreading the knowledge of stamps and the pleasures derived from stamp collecting to those interested in philately."

Contact Us

Poway Stamp Club
12675 Danielson Ct #413,
Poway, CA 92064

Club E-mail

PSCphilately@gmail.com

PSC Website:

Powaystampclub.com
Powaystampclub.org

Next Meeting:

The next Poway Stamp Club meeting will be held on **Wednesday July 24, 2019**. Please plan to attend and enjoy:

A presentation ***"The only way to Cross"*** **By Art Berg**

Meeting time: The meeting will begin promptly at 6:30 PM.

Meeting Place: 12675 Danielson Court, Suite #413 (in the back of the building), Poway, California 92064.

Please remember to bring your badge. The office phone number in case you need it is 1-858-748-5633.

This week's meeting will begin with our regular Club business including (Show & Tell) followed by a presentation by Art Berg.

The following meeting on Aug 14th will be:



Circuit Books
and
Member Trading Extravaganza!

Club Meeting Presentations


The following is this year's proposed meeting schedule; all events are proposed and subject to change as necessary to accommodate other events such as Auctions etc.

2019-20 (Proposed) PSC Meeting Schedule

July	Jul 24, 2019	Art Berg – “The only way to Cross”
August	Aug 14, 2019 Aug 28, 2019	Circuit Book Meeting Bill Kolb - APS Movie
September	Sep 11, 2019 Sep 25, 2019	Circuit Book Meeting Nick Soroka
October	Oct 9, 2019 Oct 23, 2019	Circuit Book Meeting Trice Klauber China Rev.
November	Nov 13, 2019	Circuit Book Meeting
December	Dec 11, 2019	<i>Holiday Party</i>
January	Jan 08, 2020 Jan 22, 2020	Circuit Book Meeting Eric E. Chaulsett - Washington-Franklins

Stamp Image in Page 1 Banner

In 1862, after the Civil War erupted, people began hoarding coins. As a result gold and silver coins and even copper-nickel cents disappeared. Coins as a result commanded a premium over paper money. Interestingly during the period, Nevada, State Tax payments were accepted in Gold Coin only; with Government issued greenbacks strictly not accepted. On August 12, 1862, John Gault patented Encased Stamp. Gault's design had the corners of a stamp to be wrapped around a cardboard circle with an outer metal frame to hold it secure. The result was the size of a quarter but much lighter. The 1861 issues included the 1-cent, 3-cent, 5-cent, 10-cent, 12-cent, 24-cent, 30-cent, and 90-cent. Gault sold his encased postage at a small markup over the value of the enclosed stamp and the cost of production. Gault's enterprise quickly ended on August 21, 1862, when the government issued postage currency in 5-cent, 10-cent, 25-cent, and 50-cent denominations. Back of Gault Stamp/Coin shown above right.



2019 PSC Club Officers:

President:	Art Berg
V President	David Klauber
Treasurer:	Bill Kolb
Secretary:	Trice Klauber
Board (AL):	Bill O'Connor
Board (AL):	Scott Boyd
Prev. President	Thor Strom
Program Director	Colin Fort

PSC Club Volunteers:

Registrar:	Diane Maisonneuve
Auctioneer:	Duane Pryhoda
Club Librarian:	Scott Boyd
Newsletter Editor	D. Klauber
Newsletter Cont.	Jon Schrag
Philatelic Library Rep:	Bob Eygenhuysen
Opp. Drawing	Ray Hacecky

PSC Representatives:

Fed Rep:	Bill O'Connor
S.D. Philatelic Council:	David Klauber
	Nick Soroka
Rep (Alt):	Thor Strom
	Anne Wood
APS Rep	Trice Klauber



**POWAY STAMP
CLUB
APS #1137-112097**

Club meetings are held every second and fourth Wednesday of each month except November & December at:

**Philatelic Library
12675 Danielson Ct #413,
Poway, CA 92064**

**More info at:
www.powaystampclub.com**

Participation

All Stamp Club and Library members are strongly encouraged to provide input for the bi-monthly Club newsletter. Your knowledge and expertise should really be shared. Please submit items to the Club Secretary at:

PSCphilately@gmail.com

Club Website

Try our new website at:

PowayStampClub.com

You will find our activities and affiliations, interesting links, contact information including the current and previous versions of this Newsletter! Give it a try! You can use the Web Presence to introduce others to our Club.

Club Notes:

1. **SWAPEX** – Is held on the first Saturday of each month in the Philatelic Library. The next will be held on Saturday **Aug 3, 2019**. 9 AM to 1 PM. SWAPEX is a friendly and informal stamp exchange.
2. **SANDIPEX – Sunday Aug 11,, 2019**

**San Diego Philatelic Expo SANDIPEX Stamp Show
Free Admission! – Free Parking!
Doors Open from 10am – 4pm**

The show is held at the Benevolent and Protective Order of Elks Lodge #2543, 13219 Poway Road Poway, CA 92064 . The following is a list of the current 2019 **SANDIPEX** scheduled monthly show dates.

Aug 11
Sep 8
Oct 6
Nov 10
Dec 8

3. **Support your Club** – With **52 lively members**, the Poway Club is now San Diego County’s most active Stamp Club. Feel free to forward this Newsletter to **anyone** you think may find it interesting. You may also support the club by joining the APS. The club will receive a finder’s fee for each member who joins the society.
4. **Frame Exhibition** – The PSC is forming a group to understand and create Philatelic Exhibition Frames. Our first meeting to discuss organization, scope and go forward plans will be held at **5:00 p.m. August 14, 2019** at the Philatelic Library prior to our regular club meeting.
5. **SESCAL Road Trip** – Have you considered attending the SESCAL show this year? If yes look further in this Newsletter for details of our road trip. There are just **3 seats left** in the van and we hope to see you there!
6. **Bull’s-eye Cancel** - A variety of cancel with a solid disk in the center surrounded by one or more circles and there are several varieties as to the size of the central disk and the thickness of the surrounding circles. Targets began to be used rather early in our postal history, certainly as early as the 1851 issues. They have been found in every color of ink used to cancel postage stamps.





Bill O'Connor

PSC Member Honored

By D. Klauber

Poway Stamp Club Member **William (Bill) O'Connor** has been honored in the APS Monthly Journal of July 29th 2019. Under the heading of **Awards and Honors**.

The American Philatelic Society's highest recognition for living collectors is the Luff Award, established in 1940 in memory of APS President John N. Luff (1907–09), and considered the most prominent American philatelist of his era. Awards are presented each year in three categories recognizing vital effort on behalf of the stamp hobby: for Distinguished Philatelic Research; for Exceptional Contributions to Philately; and for Outstanding Service to the APS.

As part of the Award Recognitions is the Nicholas G. Carter Volunteer Recognition Awards which recognize the outstanding efforts of APS volunteers at the national, regional and local level, it recognizes younger members as well and whose contributions and abundant talents are crucial to our future. Bill O'Connor was an Award recipient for Local Service under the Volunteer Recognition Awards category: The following text was printed about Bill and his many contributions to the Philatelic world.

“William A. O'Connor has been President of the Philatelic Clubs of Southern California, President of the San Diego Philatelic Council, President of the Eire Philatelic Society, the President of the Poway Stamp Club as well as the Show Chairman of POWPEX. O'Connor also helps run auctions for the San Diego County Philatelic Library, serves as a regular volunteer keeping its doors open and lights on, and has helped appraise collections for “What’s in Your Attic?” at Southern California stamp shows. He also has handled stamp show cachet arrangements and been a general volunteer for SESCAL. O'Connor has previously been recognized with the 2009 Distinguished Service Award from the Federated Stamp Clubs of Southern California.”¹

Editors Note: It was Bill O'Connor who convinced my wife and me to join the Poway Stamp Club several years ago. If not for Bill this newsletter would not exist. Thanks Bill for taking the time to introduce us to the Club and our new friends at PSC.

San Diego Philatelic Library

The San Diego County Philatelic Library is a not-for-profit philatelic library in Poway, San Diego County, California. Operated by friendly volunteers, your stamp library consists of approximately 16,000 volumes of books, monographs, catalogs, and periodicals.

Library Loose Stamps

The Philatelic library provides a large bucket of assorted stamps for visitor inspection. Please remember to always leave a suitable contribution for any stamp items removed from the bucket.

Library Hours:

The Library hours vary based upon who can take a shift, the hours usually are:

10 to 2:00	Monday
12 to 5:30	Tuesday
12 to 3:00	Wednesday
10 to 2:00	Thursday
?	Friday
1 to 5:00	Saturday

Plus additional hours by appointment only.

Before you visit please call to verify staffing is available.

1-858-748-5633.

Library Event

The San Diego Philatelic Library Event!!!

MARK YOUR CALENDAR
SATURDAY AUGUST 17, 2019
8:00 AM TO 1:00 PM
SAN DIEGO PHILATELIC LIBRARY
12675 DANIELSON CT #413 POWAY
(LOCATED BEHIND ANDERSON'S NURSERY)
858-748-5633

GARAGE SALE

MOST ITEMS \$5 DOLLARS OR LESS!!!

ITEMS TO BE SOLD: BINDERS, SLIPCASES, SUPPLEMENTS, COVERS,
FDC COLLECTIONS, STAMP COLLECTIONS, BULK STAMPS ON PAPER,
MOUNTS, POSTAGE, PLUS MORE !!

SEE WHAT'S HAPPENING AT YOUR LIBRARY

DOUGHNUTS AND COFFEE FOR EARLY BIRDS

Member Spotlight!

By: Jon Schrag



The Poway Stamp Club Newsletter highlights one of its members each issue. Today's spotlight is on **ERIK NILSEN.**

Erik NILSEN is back! He is active in PSC again after a long hiatus. He has requested and maintained his original membership number 209. Welcome back Erik (a former PSC PRESIDENT).

Erik collects USED STAMPS ONLY. This may seem strange for most of our members but is very common for EUROPEAN COLLECTORS. The beauty of used stamps is the lack of concern about gum! YES! There is strong logic in collecting used stamps only. And in many European catalogs USED STAMPS have higher values than mint stamps! Fun!!

Norway, Sweden, Denmark, Iceland, Great Britain, Greenland, and Ireland are all part of Erik's 60 year adventure with stamps. Especially interesting for him are used stamps of NORWAY issued in WWII during German occupation. Ask him about these exceptional stamps.

Erik is comfortable speaking English, Norwegian, Danish and basic German languages...so this makes it easier for him to find the exact stamps that he is pursuing.

Welcome ERIK NILSEN. We are pleased to have you back!

Definitions

The following definition of EFO and other terms is here in support of the ongoing Editors Corner series on EFO's and Counterfeits.

EFO is the shorthand for "Error, Freak, or Oddity". It's a term applied to philatelic items that were formed unintentionally abnormal.

Errors: Are usually "major" errors having catalog status where something in the process has gone entirely wrong. Examples of "errors" are consistent, unintentional deviations from the normal and typically are stamps that are wrongly perforated, both between or completely imperforated, FULL color(s) omitted, inverts, multiple impressions, missing watermarks or tagging and FULL stamps on either side of an interpane gutter, etc.

Freaks: Also called "varieties", are generally defined as a lesser degree of production problem. Typically freaks have flaws that are not consistent or do not have catalog status. Examples of freaks include ink smudges, off center perforation shifts, partially missing colors or color shifts, pre-printing paper folds, paper creases, over or under inked stamps, and so forth. Freaks often sell for less than their "error" counterparts. Printing plate cracks, wear and other flaws such as repairs or re-entries are freaks and not typically considered to be errors.

-- Continued on Next Page --

Editors Corner

By D. Klauber

EFOs Part XIII



SC #698 Cracked Plate Issue Fourth Bureau Varieties



Typical U.S. # 698
(Courtesy D. Klauber)

Golden Gate, San Francisco #698

20¢ Carmine Rose; Deep Carmine rose; double transfers
~672,000,000 - Rotary Press Printing - Perf. 10.5 x 11
9/8/1931

Stamp #698 was issued during the U.S., Great Depression, and was meant to capture the majesty and grandeur of our nation. The SC #698 issue, represents the Golden Gate which was given its name by American explorer John C Fremont.³ The series of 1926-31 was printed using a Stickney rotary Intaglio press in order to save precious dollars. The full-rigged ship depicted in the painting and on the stamp was reportedly the "W.F. Babcock."⁴

Oddities: The catch-all category for anything that is left. Oddities can be subtle problems that do not have catalog status. Examples can be cancel and plate varieties, inverted USPS cancels, very minor perforation shifts, minor color shifts, etc. Most oddities are a curiosity and have lower EFO values.

There continues to be a debate about the definition of freaks vs oddities. This is one area where a classification can be a matter of personal opinion. Frequently the debate is over pre-printing paper folds and centers on how minor (oddy) or how major (freak) a fold is. As it turns out, one mans freak, is a another mans oddity.


Counterfeit, Forgery, or Fake.

Counterfeit: Fraudulent reproduction of a stamp meant to defraud the issuing authority. (Typically used as postage)

Forgery: fraudulent reproduction or alteration of a stamp meant to defraud (not the issuing authority), In philately, forged stamps are altered to defraud the buyer.

Fakes An imitation stamp, or reprint. There are many fakes on the market, typically sold as fakes they are rarely sold as genuine. In philately, fakes are an expression of art, are not offered as genuine to defraud. (reprints may be considered fakes)

For more information on definitions of and values for many EFOs. See the S.R. Datz book, "Catalogues of Errors on US Postage Stamps."



Paintings by William Alexander Coulter, were the Inspiration For the Golden Gate stamps vignette design^{1,5}

One of the most interesting plate varieties of this stamp, one which has caused considerable differences of opinion in describing it, is located in the lower right pane of plate 20538 (the Plate number below stamp No. 100). The 26th stamp appeared to have a heavy vertical gash in the upper right corner which was generally believed to be a crack and is so listed in the *Johl Vol. III catalog*. Other descriptions have listed it as a double transfer.⁵ Johl describes the marks as being two distinct vertical lines and two horizontal marks which are consistent with and believed to have been caused by the unintended dropping of the transfer roll on the plate which has impressed part of the frame line and a nearby part of the design.



Plate Crack located in upper right area of Stamp #698. Images (Courtesy D. Klauber)

Scott issue 698 does not list a cracked plate for the Golden Gate stamp. The *Encyclopedia of Plate Varieties on U.S. Bureau Printed Postage Stamps* by Loran C (“Cloudy”) French, published in 1979 by the Bureau Issues Association, then renamed the United States Stamp Society in 2000, lists this variety as **LR 26** *Scratch in ur. Corner* – **MW 11/2/31**. The listing shows the known position as pane 20538; LR26 along with a mislabeled image #3 as LR 12. Since French lists it both ways it would be interesting to find a complete pane of this issue to determine which is correct LR 26 or 12? *Does anyone of our readers have one?*



Plate Crack located in upper right area of Stamp #698.

Images (Courtesy D. Klauber)




Plate Crack left and Right crack shown in **RED of Stamp #698.**

Images (Courtesy D. Klauber)



Entirety of Plate Crack shown left in **RED** of Stamp #698.
Images (Courtesy D. Klauber)



Image (Courtesy D. Klauber)

Plate variety collecting is a deep and rich field that can provide hours of fun. All you need is a magnifier, but a copy of French's book would help.²

Again, EFO's make an exciting and educational addition to any stamp collection for they speak to us about how stamps are produced and how mistakes can be made during the production of stamps.

1. *Stamp Information, #698, <https://www.theswedishtiger.com/698-scotts.html>*
2. *U.S. Stamp Notes – By John M. Hotchner; Plate varieties found on Fourth Bureau Issue;2018*
3. *3 U.S. #698 1931 20¢ Golden Gate; <https://www.mysticstamp.com/Products/United-States/698/USA/>*
4. *4 20-cent Golden Gate; Arago People, Postage & The Post; Rod Juell, May 16, 2006 https://arago.si.edu/category_2033936.html*
5. *"The United States Postage Stamps of the 20th Century" Vol. III; Johl*
6. *[Klauber], Photographs taken using a Celestron MP Handheld Digital Microscope Pro*





APO / FPO / DPO Stamps and Covers

Frequently collectors come across covers that have been sent to or from a Military Installation. Apparently the practice of using an APO/FPO started during WWII and still used today. What is an APO address or an FPO address? If you are shipping to a military base or diplomatic location:

- **APO** stands for Army Post Office and is associated with Army or Air Force installations.
- **FPO** stands for Fleet Post Office and is associated with Navy installations and ships.
- **DPO** stands for Diplomatic Post Office and is associated with U.S. Diplomatic locations.

How Is a Military address formatted? The seven elements are:

1. The name of the recipient. The rank/grade/rating is not required.
2. The type of address where the mail is going. This could include:
 - PSC (Postal Service Center)
 - CMR (Community Mail Room)
 - UMR (Unit Mail Room) or just Unit
 - RPO (Regional Post Office)
 - APO (Army Post Office)
 - OMDC (Official Mail Distribution Center)
 - For Navy or Coast Guard ships, name & hull number.
3. The number of that address. For example:
 - PSC 1234
 - Unit 7400
 - USS Nimitz (CVN 68)
4. The recipient's Military PO box number (if they have one).
5. The post office type (APO, FPO or DPO)
6. The "state" designator (AA, AP or AE). These "states" represent the USPS mail processing facilities that handle the mail traffic to and from each military location.
7. The zip code, preferably ZIP + 4 (although not required)

During WWII the military mail codes (Item 2) had three numerical digits. For example APO 562 was the military mail code for HDQS US Staging Area Antwerp; Belgium. FPO 603 was the code for Pearl Harbor, Territory of Hawaii. Currently the APO/FPO has 5 numerical digits for example Lajes Air Force base, Azores Portugal is APO, AE 09720. All APO, FPO or DPO packages will be shipped via USPS. Orders shipping overseas can take approximately 5 business days to reach the APO, FPO or DPO hub. It will take additional time to receive your package from there.

Event Date

October 5th 2019 @ 8:00 am

Event E-mail

Indysmama@gmail.com

PSC Website:

Powaystampclub.com

Powaystampclub.org

Stamp Show Field Trip

SESCAL Stamp Show

ROAD TRIP: No Toga Necessary!

David and Trice are planning to attend the 2019 SESCAL Stamp show on Saturday the 5th of October.

For those who are club members and are interested in attending the show with us, we are planning to rent a large Van and offer the available seats to those who wish to join us. We **have only 3 seats left** at **\$15 each** to offset the costs of the Van needed to attend the show.

What's included; 1 Seat in van, 1 bag lunch, 1 drink,

Schedule: Saturday October 5th :

8:00 a.m. – Leave from Philatelic Library

10:00-10:30 -- Arrive at Show

12:30 -- Meet at van for bag lunch

3:30 -- Leave show (return)

We will stop for buffet dinner in Lake Elsinore (you will be responsible to order and pay for your meal)

7:30-8:00 -- Return to Library Parking Lot

We already have the minimum of 10 members signed up that were needed to secure a van. A \$5 deposit is needed at sign up with the balance of \$10 due by Aug 1st. Please contact Trice at Indysmama@gmail.com ASAP and get your \$5 deposit in and insure your spot.



Have you considered sharing your stamp knowledge? Why not write an article for the PSC Newsletter? Or share a nice cover and a paragraph about it. Contact the Secretary via E-Mail at:

PSCphilately@gmail.com

Check it out!

A video link to (A Short documentary about Philately in the USA in 1955) has been added to our Web Page as recommended by Club Member; Manny Marti

<https://powaystampclub.com/links>

Member Classifieds

If you would like to have a Free advertisement in the PSC Newsletter, please email: PSCphilately@gmail.com

For Sale: \$525. Cat of worldwide souvenir sheets, some high Cat machins. \$100. Call Duane at 858-735-3800

For Sale: Stamps at Bargain Prices, Come and see my Stock. By appointment so please call to set up a time. Home Phone: 858-271-0262 Mobile Phone: 858-449-3047 **Al Kish**

Wanted: Puerto Rico Town cancels. Bring to meeting. Will trade or buy. See member M. Marti PSC # 410.

Wanted: Imperial China, PRC, Manchukuo, Mongolia, U.S. Double Transfers/Re-entries, U.S. 19th Century Proofs and Essays. U.S. 19th Century. See D & T Klauber at Wednesday PSC meeting or contact us at Indysmama@gmail.com.

Supplies:



Stamp Paraphernalia
The Online Store for Stamp Collectors
Full Color Stamp Album Pages
Stamp Supplies And Much More
Christopher Diaz | 405-924-0392
Email: StampParaphernalia@att.net
Web Site: www.StampParaphernalia.com
www.ShowgardMounts.com

Thanks to Chris Diaz at Stamp Paraphernalia for updating their PSC site information on the net.

Check out their online store for all your Philatelic supply needs.

Visit : <http://stampnewsnow.com/>. *Stamp News Online (SNO) Magazine* is an *online only* monthly magazine for collectors of U.S. and Worldwide stamps and covers. Full of compelling articles with U.S. and Worldwide editorial content.



Stamp News:



New Stamps United States Postal Service Stamps

July 9 | TBD | Four designs in a booklet of 20 stamps, self-adhesive Forever Stamps

Wild and Scenic Rivers Frogs



The U.S. Postal Service issues Frogs, four stamps in a booklet of 20 that feature digital illustrations of four North American frogs: the Pacific tree frog, the northern leopard frog, the American green tree frog and the squirrel tree frog. Working with a green color palette and touches of brown, artist Nancy Stahl captured the defining features of each frog making them recognizable.¹

Frogs live on every continent except Antarctica; more than 90 species live in the United States, including the four on these stamps. Found throughout the western United States, the tiny Pacific tree frog (*Pseudacris regilla*) is nicknamed the “Hollywood frog.” Countless television shows and movies have used its *rib-bit, rib-bit* call in nighttime scenes. The northern leopard frog (*Rana pipiens*) is commonly identified by its highly distinctive call, a rattle-like snoring noise, followed by several notes described as “chuckling” or “clucking.” Sometimes called the rain frog for its noisy choruses after a warm rain, the American green tree frog (*Hyla cinerea*) is also dubbed the cowbell frog for the sound of its short call when heard from a distance. A raspy, quack-like call identifies the squirrel tree frog (*Hyla squirella*).²

July 20 | Cape Canaveral, FL. | adhesive pane of 24 forever stamps.

First Moon Landing (1969)



"In celebration of the 50th anniversary of the first moon landing on July 20, 1969, the U.S. Postal Service is pleased to reveal two stamp designs commemorating that historic milestone," the postal service described in a statement. The release date and the details for the Forever-denomination stamps' First Day of Issue ceremony are still to be announced. One of the two new stamps features an iconic Apollo 11 photo of Aldrin standing on the surface of the moon. Armstrong, as the photographer, can be seen in the reflection of Aldrin's helmet visor. The other stamp in the pair uses an image of the moon captured by amateur astronomer Gregory Revera of Huntsville, Alabama. Tranquility Base, the landing site of the Apollo 11 lunar module "Eagle" in the Sea of Tranquility, is denoted on the stamp by a bold yellow dot. Both stamps include the inscription "1969 First Moon Landing." An image of the lunar module will be included on the selvage, or border, of the pair. USPS art director Antonio Alcalá designed the stamp art.³

1. *New Stamps - Stamp images provided by the United States Postal Service. Copyright © 2019 USPS. All Rights Reserved*
2. *National News, Frogs are Forever, U.S. Postal Service Celebrates Four Species with New Forever Stamps, <https://about.usps.com/newsroom>; June 13, 2019*
3. *First Moon Landing Stamps: USPS, <https://about.usps.com/postal-bulletin/2019>*