



Poway Stamp Club

NEWSLETTER



San Diego County's Best Stamp Collecting Club

July 12, 2023

In This Issue

- Next Club Meetings and Presentations Schedule
- Club Notes
- Other Club News
- New Member Spotlight
- Editors Corner: David Klauber
- Article: Bill O'Connor
- Article: Jim Grundy
- Article: Manny Marti
- Article: Jon Schrag
- Article: David Waller
- Member Classifieds
- Stamp News: Current

Poway Stamp Club Goals

To promote a closer social relationship among stamp collectors of Poway, San Diego, and vicinity, and to assist in spreading the knowledge of stamps and the pleasures derived from stamp collecting to those interested in philately.

Contact Us

Poway Stamp Club
12675 Danielson Ct #413,
Poway, CA 92064

Club E-mail

PSCphilately@gmail.com

PSC Website:

Powaystampclub.com



Next Club Meetings

The Wednesday, **July 12th** program will be:

APS Movie

"The Pony Express"

The meeting will begin with our regular Club business followed by the movie and a "Club Voice Sale." Following the sale and show and tell, the meeting will progress with Member trading and socialization. This is an opportunity for all our members to sell or trade with one another their duplicate stamps.

The Wednesday, **July 26th** Program will be a philatelic presentation by:

David Waller

"Introduction to Grading."

&

Voice Sale & Member Trading

The meeting will begin with our regular Club business followed by the member presentation and a "Club Voice Sale." Following the sale and show and tell, the meeting will progress with Member trading and socialization. Members are encouraged to bring in stamps and other items for sale or trade with other club members. This is an opportunity for all our members to sell or trade with one another their duplicate stamps.

Meeting time: The meeting will begin promptly at 6:30 PM.
Meeting Place: 12675 Danielson Court, Suite #413 (in the back of the business complex), Poway, California 92064.



Poway Stamp Club

2023-24 Club Meeting Schedule/Presentations:

The following is this year's meeting schedule; all events are proposed and subject to change as necessary to accommodate other events such as Auctions.

2023 Club Board:

President: Art Berg
V President David Klauber
Treasurer: Bill Kolb
Secretary: Trice Klauber
Board (At Large) Bill O'Connor
Board (At Large) Jim Grundy
Prev. President Thor Strom
Program Dir. Bill Wacenske

2023 PSC Club Volunteers:

Registrar: Trice Klauber
Auctioneer: Jim Grundy
Club Librarian Scott Boyd
Newsletter Editor David Klauber
Letter Contributors Jon Schrag
 Bob McArthur
 Bill O'Connor
 Manny Marti
 Jim Grundy
 David Waller
Library Rep: Bob Eygenhuysen
Opp. Drawing Scott Boyd
WebMaster David Klauber
Public Relations Valerie Merritt

PSC Representatives:

Federal Rep: Bill O'Connor
S.D. Phil. Council: Nick Soroka
Rep (Alternate) Art Berg
APS Rep Trice Klauber
ATA Rep Bob McArthur

ON PAGE 1

Is a U.S. #5430 2020 \$26.35 "Grand Island Ice Caves" Priority Mail Express stamp, featuring a winter scene at one Hiawatha National Forest's premier recreation sites. One of the prettiest stamps recently produced .

(Courtesy D. Klauber)

July	Jul	12, 2023	APS Movie Pony Express
	Jul	26, 2023	David Waller - Grading
August	Aug	9, 2023	TBD - Presentation
	Aug	23, 2023	Bob iHob -Presentation
September	Sep	13, 2023	TBD – Presentation
	Sep	27, 2023	Member Voice Sale
October	Oct	11, 2023	Ron Couchot - Beacon
	Oct	25, 2023	Ugly Stamp Contest
November	Nov	8, 2023	APS Movie – Presentation
	Nov	22, 2023	No Meeting
December	Dec	13, 2023	Holiday Dinner
	Dec	--	No Meeting
January	Jan	10, 2024	Club Elections
	Jan	24, 2024	TBD – Presentation
February	Feb	14, 2024	TBD – Presentation
	Feb	28, 2024	TBD – Presentation
March	Mar	13, 2024	TBD – Presentation
	Mar	27, 2024	TBD – Presentation
April	Apr	10, 2024	TBD – Presentation
	Apr	24, 2024	TBD – Presentation
May	May	8, 2024	TBD – Presentation
	May	22, 2024	TBD – Presentation
June	Jun	12, 2024	TBD – Presentation
	Jun	26, 2024	TBD – Presentation





APS

At least Thirty-two PSC club members are also members of the American Philatelic Society. The PSC is also a member of the APS. If 33% of our members are also members of the APS the club receives a free year's membership.

Meetings

Club meetings are held every second and fourth Wednesday of each month except November & December at:

Philatelic Library
12675 Danielson Ct #413,
Poway, CA 92064

Participation

All Stamp Club members are strongly encouraged to provide input for the monthly Club newsletter. Your knowledge and expertise should be shared. Please submit items to the Club Secretary at:

PSCphilately@gmail.com

Club Website

PowayStampClub.com

You will find our activities and affiliations, interesting links, and contact information including this Newsletter's current and previous versions! Give it a try!

You can use the Web site to introduce others to our Club.

Club Notes:

1. **Join the APS** – Along with joining the Poway Stamp Club being a member of APS supports the hobby and brings its members valuable services including:
 - A subscription to *The American Philatelist*,. All of All the articles are written by members and feature colorful illustrations.
 - Buy stamps online safely at HipStamp. All APS transactions are guaranteed by APS.
 - Build your collection from the hundreds of thousands of competitively priced stamps offered by other members or sell some of your material via CIRCUIT sales.
 - Borrow reference items by mail or in person from the American Philatelic Research Library. The APRL has one of the world's largest and most accessible collections of philatelic literature.
 - Save on APS-sponsored Stamp Insurance
 - Learn more about philately at APS seminars!
 - Obtain authoritative opinions on the genuineness of stamps and covers from the American Philatelic Expertizing Service (APEX).

2. **Local Poway Show** (New shows this year!)

SANDIPEX 2023

July 9
August 13
September 10
October 15
Nov 19
Dec 17

Free Admission! – Free Parking!
Doors Open from 10 am – 4 pm

The show, in its 23rd year, is located just 4 blocks to the north of the Philatelic Library on Poway Road. The show is held at the Benevolent and Protective Order of Elks Lodge, 13219 Poway Road Poway, CA 92064 . Ph# 714-476-3698
Email: cbcstamp@aol.com

Bid Board Frequently Asked Questions(FAQs) :

- You must be a paid member of PSC to buy or sell.
- You may join the PSC, contact PSCPhilately@gmail.com
- Ten percent of the sale price will go to support our club.
- Sellers may list ten items each session, Minimum bids must include local shipping.
- All unsold lots will automatically be relisted next session.
- The seller must notify us to remove a listing.
- Sellers must notify us to remove or change the listing price.
- Minimum prices of items must contain the cost to ship the item listed locally (i.e., San Diego County)
- Buyers outside of SD County are responsible for additional shipping charges.
- The Minimum prices listed on the Site are not updated, a list of the current bids will be posted "periodically" for buyers, this is not eBay.
- At the end of each session, Buyer-Sellers will be contacted and introduced via E-mail to allow the coordination of the payment and shipping.

<https://powaystampclub.com/bid-board>

3. **WANTED** – The Poway Stamp Club invites you to share your philatelic passion by presenting at one of our meetings or authoring a short article for our newsletter. If you are interested or want to find out more, Bill Wacenske or email pscphilately@gmail.com or talk to one of our Club’s officers.
4. **Quality Shows** – Stephen Pattillo, *P.O. Box 604, Fullerton, CA 92836, Phone: 562-694-2828* email: number1banana@hotmail.com


The "Original" Van Nuys Sunday Stampshow		Five Star Glendale Saturday Stampshow	The Quality Sunday Stampshow
Masonic Hall 14750 Sherman Way Van Nuys, CA 91450		No Location Yet	Brookhurst Community Center 2271 Crescent Avenue Anaheim, CA 92801
January	dark	January	January
February	5	February	February 12
March	5	March	March 19
April	2	April	April 16
May	7	May	May 21
June	4	June	June 18
July	2	July	July 16
August	6	August	August 20
September	3	September	September 17
October	1	October	October 15
November	5	November	November 12
December	3	December	December 10

9:30 AM to 4 PM
Free Admission, Parking & Appraisals
Buying & Selling

5. **Next Bid Board Scheduled** – Notice: The next Poway Stamp Club bid board spectacular, will start at Noon Saturday, July 8th, and end at Noon Saturday, July 22nd.
6. **Great American Stamp Show 2023 Cleveland** - Aug 10-13, APS ATA & FDACS. Huntington Convention Center. Westin Cleveland Downtown 300 Lakeside Ave, Cleveland.



email: stampshow@stamps.org.



Other Club News

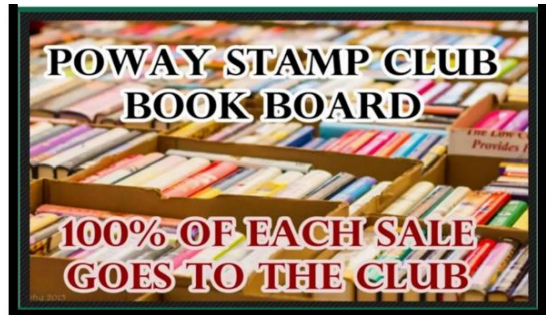
By D. Klauber

Book Board



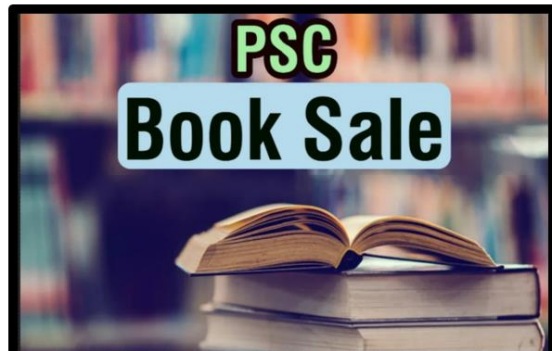
An Introduction

The Poway Stamp Club Website has recently implemented a new capability called the “**Book Board.**” What is the Book Board you might ask? The Book Board is an old-style auction board, which is patterned after the old-school cork board based weekly auction boards that were so common in stamps stores of the seventies. For our club it allows our members to find and bid on items (Books in this case) that the Club has for sale.



As such the Poway Stamp Club recently announced the availability of our **NEW Book Board**. The book board (Session 2) currently has nearly 200 listings of Philatelic materials (books and pamphlets) all with extremely low minimum starting bids, some starting as low as \$1.00. For those of you familiar with the Bid Board, the book board functions very similarly except the only seller is the Club and items must be picked up at a Wednesday club meeting.

However, arrangements may be made to pick up from Officers available on Friday afternoons at the library or pay Media mail shipping to your preferred location.



Club members (only) can use the following link to gain access to the NEW Book Board:

<https://powaystampclub.com/books>

Most of these Books were donated as part of the **Parks Trust** and the family expressed that they wanted to see these items go to collectors like Dr. Parks and to use them to further their love of Philately. We felt that the book board was the best method of distribution by exposing their availability to the largest number of our **club members**. Keep in mind these are library copies and have wear. Books are sold in "AS IS" condition and all sales are final. If you have any questions or difficulty getting access, please contact David or Trice for assistance.

Additionally, the club thanks Laurie Hickman and the Parks Family Trust for the very generous donations. Also, a big thanks to our Club members who volunteered to rent vehicles and/or donate their time to return to Thousand Oaks and retrieve the library. The members included Art Berg, Jeff Davis, Neil Schneider, Jim Grundy, Trice & David Klauber, and Scott Boyd all went up on Wednesday the 19th of April and began loading boxes with Philatelic books. Art Berg and Neil Schneider loading Boxes.



Our primary goal over the next few months is to make available to Club Members the many books from this collection and add them to their personal collections. Additionally, we have been donating many hard copy periodicals as they are needed to the San Diego Philatelic Library collection.



Member Spotlight!

By Newsletter Editor



The Poway Stamp Club Newsletter highlights its new members in each issue. Today's spotlight is on our two new members.

**Olivia Inthavong
Jo Ashley**


We have received two new requests for membership which was received and granted to the following person(s):

#552 Olivia Inthavong of San Diego California, was presented to the club by Art Berg. Olivia has started collecting Siam, China, and Worldwide stamps. Olivia is new to Philately, and we will do everything we can to support her. We look forward to working with her at meetings and potentially the bid board.

#553 Jo Ashley of Escondido San Diego County California, was presented to the club by Art Berg. Jo is also new to collecting and has started arranging and getting her hands around an inherited United States Stamp collection. We hope to see Jo at our monthly meetings. At her first meeting Jo was an active part of our voice sale. Welcome to the Club!

This brings our total membership to **116**. We look forward to getting together with all our new and existing members.

Let me also impress upon each existing member the goal of increasing our membership, and that each member should strive to increase our roster by at least one new member each year.



Definitions

The following definition of EFO and other terms support the ongoing Editors Corner series on Varieties, EFO's and Counterfeits.

EFO is the shorthand for "Error, Freak, or Oddity". It is a term applied to philatelic items that were formed unintentionally abnormal.

Errors: These are usually "major" errors with catalog status, where something has gone entirely wrong. Examples of "errors" are consistent, unintentional deviations from the normal. Typically, errors are stamps that are wrongly perforated, both between or completely imperforated, fully incorrect, shifted, or omitted color(s), inverted centers or frames, multiple impressions, missing/inverted surcharges, missing or wrong watermarks or tagging, and FULL stamps on either side of an interpane, gutter, factually wrong or misspelled information, etc.

-- Continued Next Page --

Editors Corner

By D. Klauber

EFOs



The Cracked Plate Bureau-Printed Varieties



U.S. Scott #695 1931 14¢
(Courtesy D. Klauber)

#695 - 1931 14c American Indian, Dark blue

Inspired by Chief Hollow Horn Bear a native American of the Brule band of Lakota Sioux. The "American Indian" stamp was originally flat plate printed and placed on sale May 1, 1923, as a perforation 11 Scott #565. Later it was rotary printed using a Stickney press as a perforation 11 x 10.5 Scott #695. Between the printings over two hundred million copies were produced with approximately 10 percent of those pre-cancelled. Additionally, the Perf. 11 variety is known with two different **Canal Zone Overprints**; those in which the "A's" have flat tops are catalogued as Scott No. 77 (100,000 issued in 1925), and those in which the "A's" have sharp, pointy tops are catalogued as Scott No. 89 (55,700 were issued in 1928).⁷ There was also a third rotary press Canal Zone Overprint stamp issued as (Scott 116).

Freaks: Also called “varieties,” are generally defined as a lesser degree of a production problem. Typically freaks have flaws that are not consistent or do not have catalog status. Examples of freaks include ink smudges, off-center perforation shifts, partially missing colors or partial/random color shifts, pre-printing paper folds, paper creases, over or under-inked stamps, and so forth. Freaks often sell for less than their “error” counterparts. Printing plate cracks, wear, and other flaws such as repairs, or *entries* are freaks and not typically considered to be errors.

Oddities:

The catch-all category for anything that is left. Oddities can be subtle problems that do not have catalog status. Examples include cancel and plate varieties, inverted USPS cancels, minor perforation shifts, and minor color shifts. Most oddities are curiosities and have lower EFO values.


There continues to be a debate about the definition of freaks vs oddities. This is one area where classification can be a matter of opinion. Frequently the debate is over pre-printing paper folds and centers on how minor (oddy) or how major (freaky) a fold is. As it turns out, one man’s freak is another man’s oddity.

Counterfeit, Forgery, or Fake.

Counterfeit: Fraudulent reproduction of a stamp meant to defraud the issuing authority. (Typically used as postage)

-- Continued Next Page --

In 1931, at the time of its printing there was no common solo postal rate for the 14¢ stamp, so the stamp was typically used in conjunction with a 5¢ stamp for the 19¢ registration rate or with a 13¢ stamp for the 27¢ airmail rates.¹ Any unaccompanied usage of the stamp is most likely a result of philately, due to its lack of a solo rate.



Hollow Horn Bear (1850-1913)
Photographer De Lancey Gill
(Image Courtesy Lisa Marine, Wisconsin Historical Society)²

The 14¢ stamp was designed by the Clair Huston of the Bureau of Engraving and Printing (BEP) and is considered by many as one of the finest examples of the engraver’s art in U.S. philately. Credit for the origin of the “American Indian” stamp is attributed to De Lancy W. Gill whose portrait of Hollow Horn Bear served as the inspiration for Huston’s BEP Model. The Photo shows Hollow Horn Bear in his native dress with headdress and breastplate as part of the Siouan (Sioux) and Brule Tribes. L.S. Schofield and Frank Lamasure were the engravers who turned Huston’s artwork into the final stamp dies and plates.

Gill’s photographic portrait of Bear was taken on March 8, 1905, just four days after Theodore Roosevelt’s presidential inauguration. The Chief was a member of an Indian delegation participating in the inaugural festivities, which set a new attendance record and a lengthy parade that took three and a half hours to pass the reviewing stand. Chief Hollow Horn Bear died in 1913, after he contracted pneumonia while participating in another Presidents (Woodrow Wilson) inaugural parade.³

Forgery: Fraudulent reproduction or alteration of a stamp meant to defraud (not the issuing authority), In philately, forged stamps are altered to defraud you the buyer.

Fakes: An imitation stamp, or reprint. Many fakes are on the market, typically sold as fakes but rarely sold as genuine. In philately, fakes are expressions of art that are not offered as genuine to defraud. (Reprints may be considered fakes)

More Important Definitions

Reissues

A reprint of a currently available stamp)

Reprints

Copies of the obsolete originals, or previously issued. They are sold by the Government they are not classified as proofs and are sometimes printed for collector's purposes only.

Special Printings

(Original plate stamps for non-postal use, while originals are still valid for postage)

Government-issued Reproductions

(Not printed from the original plates, not valid postage, considered likenesses.)
Examples US Scott 3-4

Se-tenant Pair

A planned pair, strip, or block of adjacent stamps (either horizontal or vertical), which were printed from the same plate and/or sheet. The stamps must be un-separated and deliberately different from each other by design, color, denomination, or overprint.

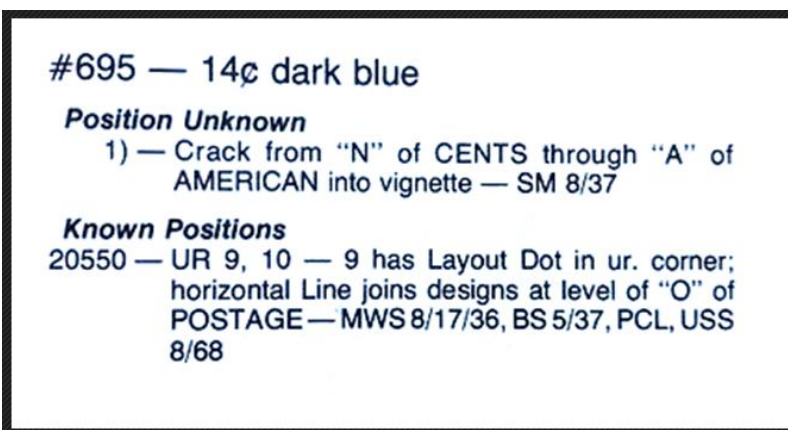
Plate Flaws of the 14c American Indian Stamp

I recently acquired an upgrade/replacement copy of my stamp #695 for my personal collection. Low and behold as I looked more closely at the specimen, I noticed a blue line on the stamp that started at the bottom of the issue and traveled up and into the vignette frame.



U.S. Scott #695 1931 Cracked Plate (In RED)
(Courtesy D. Klauber)

After some research I was pleased that I had found the only plate crack of Scott #695 listed or identified by Loran C French in his book "*Encyclopedia of Plate Varieties*". The definitive reference in the editor's opinion on U.S Bureau-Printed Postage stamps.



Excerpt #695
Encyclopedia of Plate Varieties; French

I had recently seen several plate flaws described earlier in the year for the 14c American Indian stamp at the website of Philosateleia.⁴ The site describes three other interesting plate flaw varieties.

Type-Variety/Combination

Pair – An unplanned pair, strip, or block of adjacent stamps (either horizontal or vertical). The stamps must be un-severed and differ by variety, meaning that at least one member of the pair/strip/block differs in some detail from the “normal” issue. The detail may or may not be an actual philatelic “error.”



**U.S. Scott #695 EFO Cracked Plate (Sepia view II)
(Courtesy D. Klauber)⁶**

Again, EFO's make an exciting and educational addition to any stamp collection for they speak to us about how stamps are produced and how mistakes can be made during the production of stamps.

1. *Amos Publishing, 1931 14¢ #695,*
<https://www.theswedishtiger.com/695-scotts.html>
2. *Portrait of Chief Hollow Horn Bear, Image ID: 27829,*
Photograph Gallery, Smithsonian Institution. Bureau of
Ethnology: Native American portrait photographs, 1907.
Wisconsin Historical Society,
3. *Yesterday in U.S. Stamp News: Chief Hollow Horn Bear;*
Tom LaMarr, U.S. Stamp News, November-December 2000
4. ***Philosateleia,***
<https://www.philosateleia.com/blog/entries/two-or-maybe-three-14-cent-american-indian-plate-flaws/>.
5. *"The United States Postage Stamps of the 20th Century"*
Vol. III; Johl.
6. *[Klauber], Photographs taken using a Celestron MP*
Handheld Digital Microscope Pro
7. *Guide to the 14c USA American Indian Stamp of 1923,*
Stampboards.com, Forum Philosateleia, philatelius/post,
April 4, 2008.

POSTAL HISTORY



Member Article

By Bill O'Connor

United States Postage Due: Part II 1946-1986



The following eight examples continue the history of United States postage due from post-World War II to the end of issuing postage due stamps in 1985. It does seem that stamps were used after the formal ending of production of the specific postage due stamps. In addition, one sees postage due meter labels; I have some covers from foreign countries with the labels attached, but perhaps these can be discussed at another time.

The first cover is addressed to the Railway Express Agency in 1946 and was sent from and addressed to Washington D.C. The handwritten forty-two could mean the postage collected. This may indicate more than one envelope was included in the collection process.



Cover, 1946, Sent to Railway Express Agency

The following cover has more information, and we may surmise that letters were bundled to speed up the process of postage due collection. This cover has the most postage due indication of any in my collection. The postage due is indicated as 2 cents.



The cover sent to Seattle Post-Intelligencer, first published in 1863, is now an online newspaper.

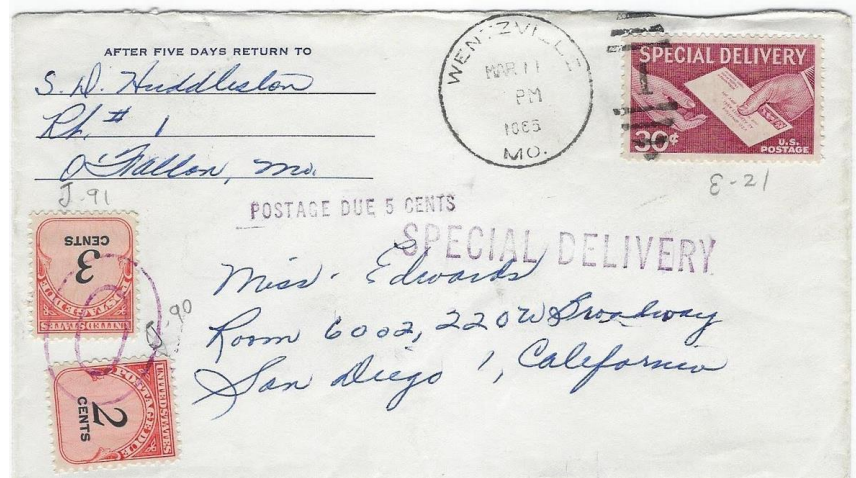
This envelope has \$2.70 in postage due stamps. An airmail etiquette envelope is used, which according to postal regulations at the time required airmail rate postage. Regular domestic postage was only 3 cents in 1946, and airmail rate up to September 30, 1946, was 8 cents. The additional writing below the August 3, 1946, indication seems to record 66 pieces of mail at 4 cents and 3 at 2 cents, thus showing the grand total of \$2.70 cents. Perhaps the Seattle newspaper to which this was addressed received multiple postage due letters on a regular basis and accepted under rated postage letters as a cost of doing business? Any other speculation as to this cover would be welcomed.

The third cover is a little easier to surmise that as the airmail rate on July 15, 1952, was 6 cents, the letter is one cent shy of the correct amount. In addition to the 1 cent postage due stamp applied, the air mail etiquette is unusual and much like the preceding cover is far more attractive than the usual airmail envelope that became the norm for most envelopes.



First Flight from Blythe, California to Los Angeles, 1952

This next cover was posted with a single 30 cent special delivery stamp. The normal rate for postage in 1965 was 5 cents. As the special delivery stamp itself does not pay for the regular first-class postage, the correct postage was applied as a postage due. One cannot use special delivery stamps for other purposes. It is quite possible that a mistake may have occurred, and the wrong stamp applied to the envelope; a very dedicated postal official may have added the Special Delivery indication to fit the stamp, thus collecting the additional 5 cents.




1965 Special Delivery Cover sent from Missouri to San Diego, March 11, 1965; arrived two days later.

The fifth example is a postal Form 3570 with \$1.40 postage due stamps applied. This is the receipt for a package delivered to the address some time earlier. As a collector of post marks from San Diego County, I appreciate the Imperial Beach cancellation on this form.



Postal Receipt, Form 3570, used to indicate postage paid.

The next example is Form 3579 which indicates official business by the post office. The postmark of Biola, CA. July 12, 1974, would indicate the rate for a first-class piece of mail as being 10 cents. The United States Postal Service asking for the cost of sending this correspondence to Oregon, perhaps.




Official business envelope sent from Biola, CA to Oregon

This post card example from Charleston, South Carolina looks like a special favor cancellation in order to receive a postage due stamp and same day cancellation. The postal rate for domestic use of postcards in 1976 appears to be 9 cents.



**American Revolution Bicentennial Post Card
Posted in Charleston, South Carolina, 1976**

The final example for consideration is a post card addressed to the Inter-American Tropical Tuna Commission, and I might add that one of the members of the Poway Stamp Club is a member of the staff of this most important organization.



Business Reply Card sent to Inter-American Tropical Tuna Commission, 1986

The 37 cents applied to this piece of mail does not fit the post card rate of 14 cents for 1986. This card does add the disclaimer that no postage is necessary if posted in the United States of America. The last time I checked, Long Beach, CA is still a part of California and one can also assume the United States. The date of May 12, 1986, is beyond the date for the end of postage due stamp production. It seems perhaps that some mail is still delivered without full payment of postage. If any of the members or guest readers have some thoughts on this, please contact us.

Notes;

I have not seen a complete listing of domestic post card rates in Scott. References to air mail post card rates are included, but I have sized domestic post card rates based upon when the various postal authorities issued United States postal cards.

Every Cover



Tells A Story

Member Article

By Jim Grundy

Every Cover Tells a Story



Here is a First Day of Service cover issued by The Space City Cover Society. The society was organized by a group of space enthusiasts in the Houston, Texas area and was not connected to NASA in any way. The cover has an unusual cachet that carries a message, red and green rubber-stamped messages, and a canceled NASA Local Post stamp. A closer look at the stamp shows that a three-dollar surcharge has been added to the five-cent stamp. As you can see from the mini sheets of stamps behind the cover, NASA has been issuing local post stamps since the 1960's. The stamps commemorate special NASA events related to space exploits. Let us try to explain the surcharge and signage on this cover.

Local posts have for centuries filled the need to deliver letters to a specific area such as a city or to deliver mail by horseback, stagecoach, steamboat to a further destination. In 1775, The Continental Congress authorized the formation of The Post Office Department. To strengthen The Post Office Department, the Private Express Statutes (PES) were passed in 1792. These laws gave the Post Office Department a regulated monopoly on delivering the mail. As the Post Office Department grew, their responsibilities increased, and their service decreased. Starting in 1840, these problems gave local posts and carriers such as Boyd, Blood, and Hussey the opportunity to start operation. They opened many offices, established delivery routes, and improved delivery times. Using the Private Express Statutes Laws of 1792, the Post Office was able to drive their competition out of business. The Golden Age of local post and carriers lasted for twenty years from 1840 to 1860.

One hundred years later, the United State Postal Service would face another threat. Like their 1800's predecessors, FedEx, UPS, and several airlines started overnight delivery service in direct competition with the USPS. This type of mail was called Extremely Urgent Letters. People and companies such as banks and hospitals who absolutely needed their paperwork the next day used these new companies. The Post Office could not compete with their service. To rectify this situation, Congress amended the Private Express Statutes of 1792 to let the new competition compete with The Post Office but at a price.

The cachet on the NASA cover states "Effective November 26, 1979, The U. S. Postal Service allows private delivery of extreme urgent letters. Minimum fee of \$3.00 must be charged". There were other rules that had to be followed. The minimum \$3.00 fee was to be added IN ADDITION to the normal postage rate. Strict delivery time requirements were established depending on the distance between sender and addressee. The letter must be labeled Extremely Urgent, and the stamp canceled with a date stamp. As you can see, the NASA Local Post cover complies with all these requirements. The cover has the \$3.00 surcharge on the five cent NASA Local Post stamp. This surcharge converted the "Cinderella" local post stamp into a valid postage stamp! There is an EXTREMELY URGENT rubber stamp with a required delivery time. The green stamp identifies the sender and that the minimum fee has been charged.

This cover is a rare usage of a NASA Local Post stamp. Usually, the Space City Society cover has the correct First-Class Postage and a space related cachet. A NASA Local Post stamp was added to support the theme of the cachet but not as postage. The last NASA Local Post stamps and covers were issued for the Space Shuttle mission launch in June of 1982. The Space City Cover Society continued to produce covers into the early 1990's but none had NASA Local Post stamps on them.



Visit PSC on the web by scanning the QR code above with your cellphone.

Member Article

By Manny Marti

Souvenir Cards



In 1960 the First International Philatelic Congress, was held in Barcelona, Spain, the Post Office Department offered its so-called Barcelona souvenir card free to any show attendee who wanted one. These six-by-eight-inch cards featured the "Landing of Columbus," an engraving taken from the reverse side of an 1875 \$5 National Bank Note. They were almost totally ignored by the show attendees, even though they were given away free. So many were left over following the Barcelona show that the postal employee assigned to ship the USPOD's exhibit back to Washington used the cards as stuffing for the packing crates. Today the Barcelona card lists at \$375 or more in mint condition. Reproductions are common. Today the U.S.P.S., the BEP and the U.N. all issue souvenir cards.

So, what are souvenir cards? There are both private and government issued souvenir cards. None have postal value and are quite large, which might be a reason most collectors do not collect them.

I only collect the latter. Most of these cards sell for a few dollars. Most are printed on high quality stock cards. The following ERROR cards (of which I have none) were on the "Stamp Auction Network" website under the Keller auction house. Occasional errors on their souvenir cards just like with stamps exists. The initial printings of the USPS 1976 ITALIA card had Giuseppe Garibaldi's name spelled "Guiseppe." The BEPs NAPEX 80 card is minus the comma the BEP always puts between "Washington" and "D.C." Other errors, printing exist.


BARCELONA

1º CONGRESO INTERNACIONAL DE FILATELIA
BARCELONA, 26 MARZO – 5 ABRIL 1960





"DESEMBARCO DE COLON," SEGÚN UN CUADRO DE VANDERLYN QUE SE ENCUENTRA EN LA ROTONDA DEL CAPITOLIO EN WASHINGTON. FUÉ USADO PARA EL DISEÑO DEL SELLO DE 3 CENTAVOS DE LAS SERIES COLOMBINA

FIRST SOUVENIR CARD 1987, HAFNIA



Copenhagen, Denmark
16-25 October, 1987





USA udgav dette dampskibsfrimærke over emnet "Hurtig søgørende skibsfart" i 1901. Det havde den højeste værdi i serien, der blev udgivet det år i anledning af den Pan-Amerikanske Udstilling.


The United States issued this Steamship stamp, depicting "Fast Ocean Navigation," in 1901. It was the highest value of the series issued that year in honor of the Pan American Exposition.

USA's Postvesen har den glæde at udgive dette souvenir kort med søgørende skibe i anledning af HAFNIA '87.


The U.S. Postal Service is pleased to issue this souvenir card, featuring seagoing vessels, in honor of HAFNIA '87.

Dette frimærke blev udgivet af Danmark i 1976 som del af en serie til minde om 200-året for den Amerikanske Frihedskrig. Det havde den højeste værdi i serien, der var udgivet over emnet "Danske søgørende skibe."


This stamp was issued by Denmark in 1976 as part of its series honoring the bicentennial of the American Revolution. This was the highest value of the series, which depicted Danish ocean-going vessels.




1987, HAFNIA 87 Souvenir Card, 10¢ Pan-American frame omitted (Scott SC118 var.)



Copenhagen, Denmark
16-25 October, 1987





USA udgav dette dampskibsfrimærke over emnet "Hurtig søgørende skibsfart" i 1901. Det havde den højeste værdi i serien, der blev udgivet det år i anledning af den Pan-Amerikanske Udstilling.


The United States issued this Steamship stamp, depicting "Fast Ocean Navigation," in 1901. It was the highest value of the series issued that year in honor of the Pan American Exposition.

USA's Postvesen har den glæde at udgive dette souvenir kort med søgørende skibe i anledning af HAFNIA '87.

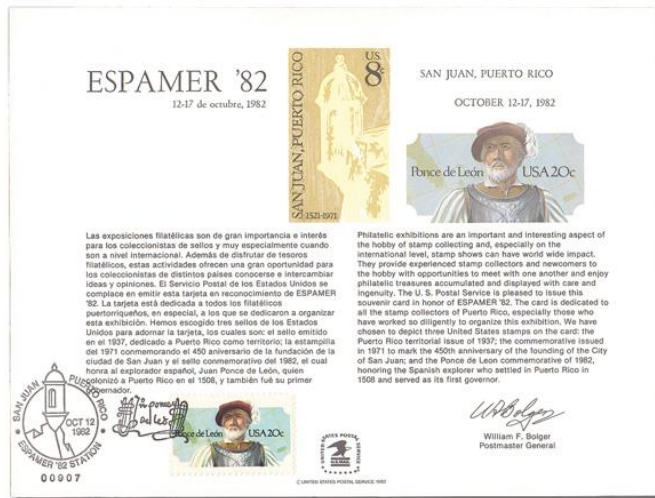
The U.S. Postal Service is pleased to issue this souvenir card, featuring seagoing vessels, in honor of HAFNIA '87.

Dette frimærke blev udgivet af Danmark i 1976 som del af en serie til minde om 200-året for den Amerikanske Frihedskrig. Det havde den højeste værdi i serien, der var udgivet over emnet "Danske søgørende skibe."

This stamp was issued by Denmark in 1976 as part of its series honoring the bicentennial of the American Revolution. This was the highest value of the series, which depicted Danish ocean-going vessels.



1982, ESPAMER




1982, ESPAMER 82 Souvenir Card, 3¢ Puerto Rico Territory omitted (Scott SC79 var.)



1977, SAN MARINO



1977, SAN MARINO 77 Souvenir Card, 10¢ 1847 omitted (Scott SC57 var.)



1973, IBRA



1973, IBRA 73 Souvenir Card, 65¢ Zeppelin omitted (Scott SC28 var.),



1982 Stamp Collecting Month

NATIONAL STAMP COLLECTING MONTH 1982



The U.S. Postal Service is pleased to issue this souvenir card in honor of the second annual observance of National Stamp Collecting Month in October 1982, which is conducted in cooperation with the Council of Philatelic Organizations.

Stamp collecting engages the mind. The study of stamps, their thoughtful acquisition and display, the sharing of information about them, and organizing, attending and participating in stamp exhibitions stimulate a better understanding of ourselves and the world around us. Because people of every age can find pleasure in these activities, stamp collecting is indeed "the hobby of a lifetime."

We have chosen for reproduction on this souvenir card a stamp which has captured the imagination of philatelists everywhere. It is the 1918 Curtiss Jenny 24-cent Air Mail stamp with an inverted center. The error occurred during printing when a sheet was fed to the press facing in the wrong direction, resulting in the airplane appearing to fly upside-down. Only one pane of 100 stamps escaped detection and was placed on public sale. The pane was purchased on May 14, 1918 from a branch of the Washington, D.C., post office.



UNITED STATES POSTAL SERVICE 1982

William F. Bolger
Postmaster General

1982, Stamp Collecting Month Souvenir Card, Inverted "Jenny" omitted. (Scott SC78 var.)

NATIONAL STAMP COLLECTING MONTH 1982



The U.S. Postal Service is pleased to issue this souvenir card in honor of the second annual observance of National Stamp Collecting Month in October 1982, which is conducted in cooperation with the Council of Philatelic Organizations.

Stamp collecting engages the mind. The study of stamps, their thoughtful acquisition and display, the sharing of information about them, and organizing, attending and participating in stamp exhibitions stimulate a better understanding of ourselves and the world around us. Because people of every age can find pleasure in these activities, stamp collecting is indeed "the hobby of a lifetime."

We have chosen for reproduction on this souvenir card a stamp which has captured the imagination of philatelists everywhere. It is the 1918 Curtiss Jenny 24-cent Air Mail stamp with an inverted center. The error occurred during printing when a sheet was fed to the press facing in the wrong direction, resulting in the airplane appearing to fly upside-down. Only one pane of 100 stamps escaped detection and was placed on public sale. The pane was purchased on May 14, 1918 from a branch of the Washington, D.C., post office.



UNITED STATES POSTAL SERVICE 1982

William F. Bolger
Postmaster General

1972, EXPHILIBRA



1972, EXPHILIBRA Souvenir Card, \$1.30 Zeppelin omitted (Scott SC22 var.)



So, this is a good time to go over your souvenir cards and see what you can find. The above cards had Estimate of \$300 – 400.

Sources: Linn's Stamp News, Stamp Auction Network, Daniel F. Kelleher Auctions, LLC (Auction #781), USPSS and BEP

Member Article

By Jon Schrag

Pointy Fingers



Pointy fingers (postal markings) have been in use since the Civil- War era. Attached is a photo of ONE discovered in a box of covers at a recent local Sunday stamp show. I looked thru 1000s of covers at Bob's stamp show and found ONLY ONE! That is what we call "slim pickings." It is getting harder... but don't get discouraged.




I have been collecting "pointy finger" covers for over 20 years. It was previously EASY to find four or five covers at monthly stamp shows. I recently sent my prized collection of about 160 varieties to my grandson who will be old enough to appreciate it in about 10 more years. I still accumulate them because I like pointy fingers and because old habits die hard.

Over the past years "pointy fingers" have been getting harder and harder and harder to find. Yes, some modern-day post offices still use pointy finger postal markings, but it is now very unusual. In the old days, the most common uses were wrong address or postage due or deceased.

Pointy-Finger covers are not expensive. I do not ever remember paying more than one dollar for a cover. If you want a new stamp collecting challenge, collecting pointy fingers would be a fun and historical place to start!

Jon



Member Article

By David B. Waller

Philatelic Grading: Perforations



In April, the Poway Stamp Club published an article on Philatelic Grading that elaborated on six criteria used when grading stamps. This article discusses perforations, the perforation process, and grading perforations.

The first stamps issued by the United States were unperforated and were cut from sheets with scissors prior to use (*i.e.*, Scott nos. 1-17, regular issues from 1847 through 1857). This proved to be inconvenient and time consuming for postal clerks, so in 1857 stamps were perforated so they could be separated more easily. Toppan & Carpenter of Philadelphia, the company that printed all U.S. stamps for the U.S. Postal Service during the 1850s, purchased a rotary perforation machine from Bemrose & Co. in 1855. The machine used rotating wheels with matching sets of pins and holes to create the perforations between the stamps (Figure 1). (<https://postalmuseum.si.edu/collections/object-spotlight/early-rotary-perforation-machine>)




Figure 1: A rotary perforation machine used by the Bureau of Engraving and Printing.

Stamp perforations are measured by the number of holes or teeth within a two-centimeter distance and tend to range from 11 to 14 for most U.S. stamps. Some stamps have compound perforations (*i.e.*, vertical, and horizontal perforations of different gauges). For example, some U. S. stamps are perforated $10\frac{1}{2} \times 11$.

The rotary perforation machines required the user to feed sheets of stamps into the machine. Improperly fed sheets resulted in poorly centered stamps. Further complications arose over time as the pins became worn and no longer meshed properly due to wearing resulting in the paper being torn more than cut leaving ragged edges (Figure 4A-B). In some cases, the pins broke off resulting in stamps with one or more missing perforations (Figure 2A). In addition, if the perforations did not tear evenly when the stamps were separated, then the result was a tooth that was shorter (Figures 2 B-C) or longer than the others. For particularly valuable stamps, collectors have attempted to tease the shorter perforations to give the impression that all the perforations are of the same length. This teasing can be spotted by their excessively ragged edges on the ends of the teeth. In some instances, stamps have been re-perforated to create better centering, correct a damaged edge or to replace a missing perforation (Figure 5A-B).




Figure 2: Scott no. 185 **A)** shows a missing perforation, **B)** short perforation about 50% missing (EBAY No. 404095085637 momenstamps) and **C)** short perforation about 75% missing (EBAY No. 385421958648 garyposner).

So how should a stamp's perforation grade be calculated? One option is to add the number of short or missing perforations, multiply this number by 2 (i.e., a random normalization multiplier for smaller sized stamps) or 3 (i.e., a random normalization multiplier for larger sized stamps), subtract this number from the total number of perforations including the short or missing perforations, divide this value by the total number of perforation the stamp should have if no perforations were missing or short, then multiply this value by 100 to obtain the grade. For example, a stamp has one missing perforation and two short perforations with 56 total perforations, then the perforation grade is calculated as $[(3 \text{ short or missing perms} \times 2 \text{ random normalization multiplier for a smaller stamp size}) - 56 / (56 \text{ total number of perms})] \times 100 = 89$ (rounded up).

Figure 3 provides examples of a stamp's perforation grade showing how the random multiplier normalizes the calculations so that the grade becomes essentially the same for a given number of missing or short perforations for both small and large stamps (Figure 3 A-B).



A

B

Figure 3: A) Scott no. 367 with a short perforation indicated by the arrow, the calculation for the perforation grade is 14 (left side perfs) + 14 (right side perfs) + 13 (top perfs) + 13 (bottom perfs) = 54 - (1 (short perf) X 2 (small stamp multiplier)) = $52/54$ X 100 gives a grade of 96 , **B)** Scott no. 372 with a missing perforation shown by the arrow, the calculation for the perforation grade is 14 (left side perfs) + 14 (right side perfs) + 21 (top perfs) + 21 (bottom perfs) = 70 - (1 (missing perf) X 3 (large stamp multiplier)) = $67/70$ X 100 = 96 rounded up.

So how should perforations which are not completely cut or cut poorly be graded (*i.e.*, defective perforations)? Since they are not in the condition intended, they should be treated similarly to short or missing perforations during counting. Consequently, the number of defective perforations in Figure 4A would be 12 (*i.e.*, these occur on the left side of the stamp) giving a grade of 47 . The number of defective perforations in Figure 4B would be 6 , possibly 7 (*i.e.*, these occur on the top of the stamp) giving a grade of 65 . While these grades may seem low for an otherwise nice specimen, it accounts for only a portion of the overall grade which considers the other four or five grading categories for the stamp.



A

B

Figure 4: A) Scott no. 372 with perforations on the left side which did not cut through, **B)** Scott no. 328 showing ragged perforation on top.

Perforation repair, reperforation and teasing are alterations intended to change the stamp's original condition. Because this grading system is meant to qualify the condition of a stamp as originally intended, a grade for stamps with these types of alterations cannot be assigned. These stamps fall outside the scope of this grading system. More importantly grading stamps with intentional alterations that attempt to increase the value of a stamp would promote an activity that should be discouraged. Consequently, this author does not recommend providing a grade for stamps that are so altered.

Figure 5 shows two stamps that have been reperforated. While it may not be immediately obvious, reperforations often have a crisp clean-cut appearance, which alerts the trained eye to look for this alteration. Scott no. 340 has been reperforated on the right side and Scott no. 619 has been reperforated on both the right side and bottom.



Figure 5: **A)** Scott no. 340 showing an example of reperforations on the right side of the stamp, **B)** Scott no.: 619 (EBAY No. 314337674380 mostamps) shows reperforations on both the right side and bottom of the stamp.

The author has only seen a few stamps with teased perforations, and they were associated with higher value stamps. They are easily recognizable because the teased perforations are extremely ragged compared to the other perforations on the stamp and generally occur on the shorter perforations. A couple of stamps listed for sale on EBAY were selected as examples of what teasing could look like (note: the certifications of these stamps do not report teased perforations). The first is Scott no. 85E with a PSAG certification listed with a starting bid of \$7,500 (Figure 6A) and the other is Scott no. 193, NGAI (*i.e.*, No Gum As Issued), with a PF certification listed with a starting bid of \$7,800 (Figure 6B).



A



B

Figure 6: A) Top portion of Scott no. 85E (EBAY No. 204305016448 momenstamps) showing ragged perforations at the top that are different in character from the perforations on the sides of the stamp, **B)** Top portion of Scott no.: 193 (EBAY No. 384396707054 garyposner) NGA1 showing extremely ragged perforation tips on the top, middle to left side of the stamp.

If this or a similar method is accepted, then the grading certificate should contain the calculations used to obtain the final grade for perforations. It would also be helpful to provide an image of the stamp indicating the perforation(s) in question, to avoid confusion and allow future experts to confirm previous calculations.

CLASSIFIED

Ads



Member Classifieds

If you would like to have a Free advertisement in the PSC Newsletter, please email: PSCphilately@gmail.com

For Sale:

For Sale: Want lists serviced for stamps of Puerto Rico. Fill holes in your collection with mostly lower catalog-value stamps. See Bob at a PSC meeting or call 858-278-7873 Bob Schappelle

For Sale: Worldwide sets, Singles, and Souvenir sheets. Sixty percent off Catalog to all Club Members. Offer valid anywhere you see me.
Phone: 714-476-3698 Email: CBCSTAMP@AOL.com.
Chuck Bigler.

For Sale: Stamps at Bargain Prices, See my Stock. By appointment so please call to set up a time. Home Phone: 858-271-0262 Mobile Phone: 858-449-3047 Al Kish

Bargain Lists:

A rectangular advertisement with a dark gray background and white text. The text reads: "Complete your U.S. and International Stamp Collections" in a large, bold, sans-serif font. Below this, in a smaller font, are the bullet points: "• Country Price Lists • Collections • Mixtures • Special Offerings". At the bottom, the website "www.Lcstamps.com" is written in a large, bold, sans-serif font, with the tagline "(60+ years of serving the stamp hobby)" in a smaller font underneath.

Complete your U.S. and International Stamp Collections
• Country Price Lists • Collections • Mixtures • Special Offerings
www.Lcstamps.com
(60+ years of serving the stamp hobby)

Wanted:

Wanted: U.S. Columbian issue stamps with fancy cancels. Top prices paid. Contact West Virginia Bob McArthur at rmatsukasa@gmail.com or 1-858-486-9932.

Wanted: All Vietnam. Stamps and covers. Ready to trade or buy outright?
Contact: jschrag1@san.rr.com

Wanted: Puerto Rico Town cancels. Bring to a meeting. Will trade or buy?
See member M. Marti PSC # 410.

STAMP NEWS



U.S. Postal
Service Reveals
More Stamps

Stamp News 2023




The 2023 stamp program features a broad range of subjects and designs. These miniature works of art highlight our unique American culture and offer a broad selection for those looking to collect stamps or send their mail around the nation or the world,” said USPS Stamp Services Director William Gicker.

This is a partial list, with more to be revealed in the weeks and months ahead. All stamp designs are preliminary and subject to change.

OSIRIS-Rex Mission stamp added to U.S.

Program - “OSIRIS-Rex — a collaboration between NASA, the University of Arizona, and Lockheed Martin — exemplifies American ingenuity, perseverance, and teamwork,” the USPS said. “OSIRIS-Rex is an acronym for the mission’s goals: Origins, Spectral Interpretation, Resource Identification, and Security–Regolith Explorer.” The issue date and location for the OSIRIS-Rex stamp are forthcoming, the USPS said.



Lunar New Year – Year of the Rabbit

The fourth of twelve stamps in the latest Lunar New Year stamp series celebrates the Year of the Rabbit. Calling to mind the elaborately decorated masks used in the dragon or lion dances often performed in Lunar New Year parades, this three-dimensional mask depicting a rabbit is a contemporary take on the long tradition of paper-cut folk art crafts created during this auspicious time of year. The rabbit mask design incorporates colors and patterns with symbolic meaning. Art director Antonio Alcalá designed the stamp and pane with original art by Camille Chew.



Love

Celebrate 50 years since the first Love stamp was issued with two new Love stamps, one featuring a kitten and the other a puppy with their front paws resting atop a big heart. The word “LOVE” is featured in all caps behind each animal. The stamp designs were painted with oils on wood panels, then scanned and edited digitally. Art director Ethel Kessler designed the stamps with original art by Chris Buzelli.



Florida Everglades (Priority Mail)

Spanning some two million acres in southern Florida, from Lake Okeechobee to Florida Bay, the Everglades is one of the largest wetlands in the world and the most significant breeding ground for tropical wading birds in North America. This new Priority Mail stamp celebrates the Florida Everglades with stamp art that shows a sawgrass marsh as seen at sunset from the edge of a cypress dome. Designed by art director Greg Breeding, the stamp highlights a digital illustration by Dan Cosgrove. The Florida Everglades Priority Mail stamp will be issued in Homestead, FL, on Jan. 22 without a ceremony.



Great Smoky Mountains (Priority Mail Express) – Home to the most visited national park in the United States, the Great Smoky Mountains boast extensive national forests and a vast array of native plants and animals. Equally rich in history, folkways, and culture, they are an American treasure, which the Postal Service celebrates with this new Priority Mail Express stamp. The stamp art captures an iconic mountain scene located near Newfound Gap between Gatlinburg, TN, and Cherokee, NC. In the foreground, a red-tailed hawk flies over the landscape. Art director Greg Breeding designed the stamp with original art by Dan Cosgrove.



U.S. Flag

The Postal Service continues its tradition of celebrating the U.S. flag with this stamp, available in panes of twenty, booklets of twenty, and coils of 100, 3,000, and 10,000. The stamp art bears a straightforward graphic design of Old Glory. Providing a solid foundation for the flag is the word “FREEDOM” in gray and, below it, “FOREVER/USA.” Art director Antonio Alcalá designed the stamp with existing art by Hong Li.



Ernest J. Gaines

The 46th stamp in the Black Heritage series honors Ernest J. Gaines (1933-2019). Best known for such novels as “The Autobiography of Miss Jane Pittman” and “A Lesson Before Dying,” Gaines drew from his childhood as the son of sharecroppers on a Louisiana plantation to explore the untold stories of rural African Americans, adding a vital voice to American literature. The stamp features an oil painting of Gaines, based on a 2001 photograph. Mike Ryan designed the stamp with art by Robert Peterson. Greg Breeding served as art director.



\$10 Floral Geometry – A new Floral Geometry stamp, denominated at \$10, will be available for purchase, complementing the similarly designed \$2 and \$5 stamps issued in 2022. The stamps lend an elegant and contemporary appearance to packages, large envelopes, and other mailings. The stamp art features a series of overlapping geometric shapes that mimic the symmetry of floral patterns found in nature. The watercolor background and the glimmer of the foil-stamped design and typography create a sophisticated look. The stamp will be issued in panes of four. The stamps were designed and created by the firm Spaeth Hill. Antonio Alcalá was the art director. **First Day program at The San Diego Stamp Show in February.**



Piñatas! – Celebrate the fun and tradition of piñatas with a colorful new booklet of twenty stamps. The stamp art features four lively, digital illustrations of two traditional piñata designs — a donkey and a seven-point star. The bright, saturated color palette was inspired by Mexican culture, including the vibrant colors of small-town houses, traditional hand-sewn dresses, handmade toys and flowers, and classic piñatas themselves. Víctor Meléndez created original art and designed the stamps. Antonio Alcalá was the art director.



Red Fox – The handsome face of a red fox (*Vulpes vulpes*) graces this new 40-cent stamp. Sold in panes of twenty and in self-adhesive coils of 3,000 and 10,000, the stamp is intended for use by bulk mailers for items such as circulars, newsletters, and catalogs. It can also be used by customers who enjoy using a variety of stamps on their envelopes and packages. The stamp art features a pencil-and-watercolor illustration from preexisting artwork by wildlife illustrator Dugald Stermer (1936-2011). His penciled calligraphy on the stamp indicates the animal’s common name and scientific classification. Art director Ethel Kessler designed the stamp.



Sailboats – Sailboats stamps celebrate a favorite American outdoor activity with two colorful new postcard stamps. They feature abstract illustrations that capture the joyful sensation of being on the water on a beautiful day. The graphic art was designed and created by artist Libby VanderPloeg, who also created the lettering for the word “postcard,” freehand on a digital tablet. Antonio Alcalá was the art director for the project.



Snow Globes – Beloved by children and adults alike, snow globes can be miniature works of art, kitschy souvenirs, or anything in between. Celebrating the spirit of the holidays, the Postal Service captures the playful pleasure of Christmas snow globes on four new stamps. Painting in oil, the artist created spherical snow globes featuring icons of the season: a snowman wearing a jaunty red-and-white scarf; Santa Claus on a rooftop preparing to climb down the chimney; a reindeer standing in a snowy forest; and a snowy tree decorated with colorful ornaments. Art director Derry Noyes designed the stamps with original art by Gregory Manchess.



Thinking of You Aug. 11- Capturing the excitement and delight of receiving a card in the mail meant just for you, Thinking of You features five stamps in a pane of twenty and a host of die-cut, self-adhesive messages — perfect to accompany letters or cards sent to brighten someone’s day. Each stamp is designed in fun colors with different whimsical images, including flowers, balloons, cute animals, sweet treats, and symbols of good luck. Words of encouragement and thoughtful affirmations surround the stamps on the pane. Art director Greg Breeding designed the stamps with original artwork by Ellen Surrey.



Bridges (Presorted First-Class Mail) Aug. 24 – Four new Presorted First-Class Mail stamps will be available for purchase by bulk mail users in coils of 3,000 and 10,000. The stamps feature existing photographs of four different bridges that range from modern to historic, pedestrian to car-carrying, but all are important landmarks in their communities. They are the Arrigoni Bridge in Middletown, CT; the Bob Kerrey Pedestrian Bridge in Omaha, NE; the Skydance Bridge in Oklahoma City; and the Iowa-Illinois Memorial Bridge in Bettendorf, IA, and Moline, IL. Art director Ethel Kessler designed the stamps with existing photographs.

Winter Woodland Animals

Connect to the natural beauty of the winter season and celebrate four species that make their homes in the woodlands of North America. Among the most familiar of wildlife, deer, rabbits, owls, and foxes are found across much of the American landscape. This booklet of twenty stamps features graphic illustrations of these four animals in different woodland settings in winter. Art director Antonio Alcalá designed the stamps with Katie Kirk, who illustrated the stamps.



Ruth Bader Ginsburg – This stamp honors Justice Ruth Bader Ginsburg (1933-2020), the 107th Supreme Court Justice of the United States. After beginning her career as an activist lawyer fighting gender discrimination, Justice Ginsburg became a respected jurist whose important majority opinions advancing equality and strong dissents on socially controversial rulings made her a passionate proponent of equal justice and an icon of American culture. The stamp features an oil painting of Justice Ginsburg facing the viewer in her black judicial robe with an intricate white collar. Art director Ethel Kessler designed the stamp with art by Michael J. Deas, based on a photograph by Philip Bermingham.




Waterfalls June 13 in Yellowstone Nat. Park.

Among nature’s most beautiful wonders, waterfalls come in all shapes and sizes, from serene cascades to mighty cataracts. Postal Service celebrates the variety and beauty of American waterfalls with twelve stamps. Each stamp features a photograph with the name of the waterfall and the state in which it is located. Art director Greg Breeding designed the stamps and pane with existing photographs.



The new in

School Bus – The School Bus will be a new additional-ounce stamp, available in panes of twenty and coils of one hundred. The issuance celebrates the iconic yellow school bus and its role in ensuring that millions of children get to school and home again every day. The stamp features a stylized illustration of a 21st-century yellow school bus, in profile in front of a silhouetted schoolhouse that is more evocative of an earlier era. Artist Steve Wolf worked with art director Greg Breeding and stamp designer Mike Ryan.



Life Magnified Aug. 10 Cleveland OH.

These stamps reveal life on Earth as many have never seen it. Twenty stamps feature twenty different images taken with microscopes and highly specialized photographic techniques that capture details of life undetectable by the human eye. The images show the phenomena of life in



exquisitely fine detail. While stunning on their own as works of art, these images also hold scientific significance. Art director Derry Noyes designed the stamps using existing photographs.

John Lewis July 21 in Atlanta

This stamp celebrates the life and legacy of civil rights leader and U.S. Rep. John Lewis (1940-2020) of Georgia. Devoted to equality and justice for all Americans, Lewis spent more than 30 years in Congress steadfastly defending and building on key civil rights gains that he had helped achieve in the 1960s. Even in the face of hatred and violence, as well as some forty-five arrests, Lewis remained resolute in his commitment to what he liked to call “good trouble.” The stamp features a photograph of Lewis taken by Marco Grob on assignment for the Aug. 26, 2013, issue of Time magazine. The selva highlights a photograph of Lewis taken by Steve Schapiro in 1963 outside a workshop about the nonviolent protest in Clarksdale, MS. Derry Noyes served as art director for this project.



Postal Products

Customers may purchase stamps and other philatelic products through the *Postal Store* at usps.com/shopstamps, by calling 844-737-7826, by mail through *USA Philatelic*, or at Post Office locations nationwide.

New Stamps – Copyright © 2023 USPS. All Rights Reserved