

Poway Stamp Club

Newsletter

San Diego County's Best Stamp Collecting Club

March 6, 2021

In This Issue

- Club Meetings and Presentations
- Club Notes
- Closed Album
- Member Spotlight
- Article: "Editors Corner"
- Article: Bill O'Connor
- Member Classifieds
- **Adventures of Stamp Cat**
- Stamp News

Poway Stamp Club

Established on March 17, 1976 The Club goals are: "To promote a closer social relationship among stamp collectors of Poway, San Diego and vicinity, and to assist in spreading the knowledge of stamps and the pleasures derived from stamp collecting to those interested in philately."

Contact Us

Poway Stamp Club
12675 Danielson Ct #413,
Poway, CA 92064

Club E-mail

PSCphilately@gmail.com

PSC Website:

Powaystampclub.com
Powaystampclub.org

PSC Bid board:

<https://powaystampclub.com/bid-board>

Next Meeting:

Poway Stamp Club Meetings – Until further notice, all PSC meetings have **been postponed due to Covid-19 Pandemic.**

2021 Club Meeting Schedule/Presentations:

"I look forward, as this year progresses, that vaccinations and other events will allow us all to begin meeting once again in person. I genuinely hope that all Club members will take advantage of available inoculations in preparation for an eventual reengagement of our meeting activities." - **Editor** -

The following is this year's proposed meeting schedule; all events are proposed and subject to change as necessary to accommodate other events such as Auctions etc

Bid Board 3	Mar 27 Noon – Apr 10 Noon	Scheduled
March	Mar 10, 2021	Postponed
	Mar 24, 2021	Postponed
April	Apr 14, 2021	TBD
	Apr 28, 2021	TBD
May	May 12, 2021	TBD
	May 26, 2021	TBD
June	Jun 09, 2021	TBD
	Jun 23, 2021	TBD
July	Jul 14, 2021	TBD
	Jul 28, 2021	TBD
August	Aug 11, 2021	TBD
	Aug 25, 2021	TBD
September	Sep 08, 2021	TBD
	Sep 22, 2021	TBD
October	Oct 13, 2021	TBD
	Oct 27, 2021	TBD
November	Nov 10, 2021	TBD



2021 PSC Club Officers:

President: Art Berg
V President David Klauber
Treasurer: Bill Kolb
Secretary: Trice Klauber
Board (AL): Bill O'Connor
Board (AL): Scott Boyd
Prev. President Thor Strom
Program Dir. Bill Wacenske

PSC Club Volunteers:

Registrar: Trice Klauber
Auctioneer: Duane Pryhoda
Club Librarian: Scott Boyd
Newsletter Editor D. Klauber
Newsletter Cont. Jon Schrag
Phil/Lib Rep: Bob Eygenhuysen
Opp. Drawing Ray Hacecky
WebMaster Flash

PSC Representatives:

Federal Rep: Bill O'Connor
S.D. Phil. Council: Nick Soroka
Rep (Alternate): Art Berg
APS Rep Trice Klauber

Stamp on Page 1

On page 1 is the image of a genuine 30c Burgoyne essay SC 121-e1p. The essay was printed in black on thin surface-tinted pale green paper. (Courtesy D. Klauber) Originally identified by Brazer as #121E-Ck. The Burgoyne Surrender at Saratoga, was a key victory of the revolutionary war. The Essay created for the 1869 postage series was never released due to issues with the US - British relationship in 1869. The U.S.P.S later issued a \$1 "Surrender" stamp in 1994. It was developed directly from the 1869 Essay as seen on page 1.

Club Notes:

1. **Club Purchases of Raffle Stamps** – At this time the club will not be soliciting the purchase of additional Raffle Stamps. The club has accumulated a comprehensive set of lots which are sufficient to support a year or more of PSC meetings. The club will revisit the need to purchase supplementary lots after the pandemic subsides and our club meetings have resumed. – The Board –

2. **Bid Board** – The PSC Bid Board Schedule

The **Second** 2021 Bid Board session will

- Start Saturday February 20th at noon
- Ends Saturday March 6th at noon.

The **Third** 2021 Bid Board session will

- Accept Items March 15th - 24th
- Start Saturday March 27th at noon and
- Ends April 10th at noon.

Last year the Bid Board was very successful and we look forward to your continued support.

3. **Poway Stamp Club Meetings – Welcome to the New Year...** Until further notice, all PSC meetings have **been postponed due to Covid-19 Pandemic.**

4. **Philatelic Library Open** - We have been notified that the San Diego Philatelic Library is open but visitors will require an appointment. Because of social distancing, no more than eight people at a time will be allowed in the library. Face covering is required and a questionnaire regarding your health will also have to be answered before entry.

Contact the Library for details @ 1-858-748-5633

5. **Duplicate Philatelic Books** – The San Diego Philatelic Library has worked carefully to generate a list of duplicate books available to Library and Club members who are interested. A donation to the Library is requested and greatly appreciated. List can be found at:

www.powaystampclub.com/library-list



POWAY STAMP CLUB
APS Chapter
#1137-112097

APS

There are 32 PSC club members who are also members of the American Philatelic Society. The PSC is also a member of the APS. If 33% of our members are also members of the APS the club receives a free years membership.

Meetings

Club meetings are held every second and fourth Wednesday of each month except November & December at:

Philatelic Library
12675 Danielson Ct #413,
Poway, CA 92064

More info at:
www.powaystampclub.com

Participation

All Stamp Club members are strongly encouraged to provide input for the monthly Club newsletter. Your knowledge and expertise should really be shared. Please submit items to the Club Secretary at:

PSCphilately@gmail.com

Club Website

Try our new website at:

PowayStampClub.com

You will find our activities and affiliations, interesting links, contact information including the current and previous versions of this Newsletter!

Give it a try!

You can use the Web Presence to introduce others to our Club.

6. **Important Characters** – These two characters can be found side by side or above one another. These two characters do not appear to be Syllabic or plate numbers. Careful, they are actually the two characters that in Japanese stand for the word “Sanko”, (meaning *facsimile or imitation*) they are typically found on stamps and images that have been cut out of published books or catalogs. – WPJ -



7. **Philately as a Science** – The science of stamp collecting sometimes expressed in collecting “varieties” demonstrates that stamp collecting is not merely a passing hobby of persons whose accumulating instincts need an outlet. Simply put, stamp collecting is rather a recreation and a pleasure with occasional profit which is increased by observation and study. Be a Student of the Science of Philately. – Editor –

8. **Frustrated by Colors?** – For those of you who spend any time what so ever trying to acquire the different colors of a particular set of stamps, you will know how trying it can be. One case in point is the 6-cent Garfield set of 1894. Hopefully your PC/iPad/etc. can render these colors accurately. Here’s a little lifesaver from your Editor.





9. **Cardboard Proofs** – About 1879, the POD had specially reprinted by the American Bank Note Company sheets of cardboard reprint proofs which were cut apart and assembled in sets of 171 pieces in normal colors contained in small envelopes. This process was continued several times until around 1895.

10. **POWPEX Inquiring minds want to know –**


Is there any member(s) who has a complete set of covers from each year of POWPEX? (D. Tomeraasen)





11. **Support your Club** – The Poway Club is San Diego County’s most active Stamp Club. Feel free to forward this Newsletter to anyone you think may find it interesting. You may also support the club by joining the APS. The club will receive a finder’s fee for each member who joins the society.
12. **ESSAYS** – John K. Tiffany published the first U.S. List of Essays in the American Journal of Philately in 1889. So influential was this list that some of his descriptions and colors listed are still in use today.
13. **SANDIPEX 2021** – Until further notice, all shows are **Currently Postponed indefinitely**
14. **SWAPEX** – Until further notice, all **SWAPEX gatherings have been postponed due to Covid-19 Pandemic.**
15. **PREXIES** – A series of United States definitive stamps remembered by collectors as the primary series of stamps used on everyday mailings of their youth. Issued in 1938, the series of 32 stamps share a common design for values up to 50c and a similar design for the bi-color dollar values. – R. E. Rustad –
16. **PERFINS** – Perfins were created to discourage and prevent theft or unauthorized usage of stamps. The first perfins were used in Great Britain in 1868 by the firm of Copestake, Moore Crampton and Company. Their pattern consisted of the initials “S.C.”, being the initials of the firm’s senior partner Sampson Copestake. –R. Crow –

17. **PRECANCELS** – Precancels are cancellations that are printed on stamps before they are used, eliminating the cancelling process after mailing. This saves time of postal employees. Individuals or companies that wanted to use precancelled stamps had to obtain permits to do so (originally at no fee!). These mailings had to be from the post office that issued the permit. They were not used on first class matter with the exception of post cards, or unless special authorization was given on the permit and the cover was postmarked or cancelled by the mailer.


CLOSED ALBUM



It is with deep regret, that we announce that another one of our newest members **PAUL GLASS** has passed on February 24st 2021. Paul was an active new member (July 2020) of the Poway Stamp Club. Paul had recently joined our Club in order to enjoy and participate in our Bid Board. **Paul Glass**, Served honorably in the Military as an Air Force Colonel, he served from 1960-1986 with overseas service in Japan, Germany and, South Korea.

Paul was the Club Secretary and a member of the Board of directors for the **Nevada Stamp Study Society** (Nevada Stamp Club). For the NSSS Paul served as the Boy Scouts of America representative offering the Stamp Collecting Merit Badge and acted as the Scout Liaison at national and/or local shows. Paul was also the NSSS APS Liaison & APS Estate Advisory service representative.



Paul Glass working with Boy Scouts

We are all saddened that we did not have more time to know our new friend Paul, and he will be missed.

May He Rest In Peace



**Stamp Collecting:
Alive and Well
In the 21st Century**

Member Spotlight!

By: Jon Schrag



The Poway Stamp Club Newsletter highlights its new members each issue. Today's spotlight is on

2 New Members

**Sharon Nagaran
Loreto Nagaran**

We have **two new members** since our last newsletter. During Covid-19, our President Art Berg has set aside the need to be formally voted in. Request for membership has been granted to the following:

#500 Sharon Nagaran of San Diego California Requested membership to the Club and was presented for membership by Trice Klauber. After being introduced to Philately by her husband Michael, She has decided to learn more about the stamps she was gifted and hopes to complete her collections. She collects Space and Chess Stamps. Welcome aboard Sharon!

#501 Loreto Nagaran of Spring Valley, California has requested membership to the Club and was presented for membership by Trice Klauber. He collects World War II and Sports Stamps. We look forward to meeting Loreto when the pandemic is over.

This brings our total membership to 69. We look forward to getting together at PSC meetings with our new members after the Covid pandemic is over.

Definitions

The following definition of EFO and other terms are here in support of the ongoing Editors Corner series on Varieties, EFO's and Counterfeits.

EFO is the shorthand for "Error, Freak, or Oddity". It's a term applied to philatelic items that were formed unintentionally abnormal.

Errors: Are usually "major" errors having catalog status where something in the process has gone entirely wrong. Examples of "errors" are consistent, unintentional deviations from the normal. Typically errors are stamps that are wrongly perforated, both between or completely imperforated, Full incorrect, shifted or omitted color(s), inverted centers or frames, multiple impressions, missing/inverted surcharges, missing or wrong watermarks or tagging and FULL stamps on either side of an interpane gutter, factually wrong or misspelled information etc.

Freaks: Also called "varieties", are generally defined as a lesser degree of production problem. Typically freaks have flaws that are not consistent or do not have catalog status. Examples of freaks include ink smudges, off center perforation shifts, partially missing colors or partial/random color shifts, pre-printing paper folds, paper creases, over or under inked stamps, and so forth. Freaks often sell for less than their "error" counterparts. Printing plate cracks, wear and other flaws such as repairs or re-entries are freaks and not typically considered to be errors.

-- Continued on Next Page --

Editors Corner

By D. Klauber

Varieties & EFOs Part XXX



Officially the Happiest Stamps Ever (Part II)

In a previous article, the editor responded to a correspondence from PSC member Jack Wadlington, Jack related the following observations about his Official stamps which the Editor found most interesting;



"As you may already know, not all the 1¢ values are exactly like the 1¢ Franklin banknote issues: only three of them, amongst other things, have the three small "bubble" ornaments on each side of the upper serifs of "1." The "bubbles" on the Agriculture and Executive Dept issues are actually little smiley faces sans eyes."

Jack had identified several important details including the existence of Officials that have bubbles (pearls) but only 2 of the 3 with pearls have the smiling faces (Agriculture and Executive) including their corresponding Specimens and Proofs. After a deeper dive into the design of the Officials it became apparent that all of the other Officials were either a completely different value tablet/bar design (without the pearls) or have pearls like the 1¢ Dept. of the Interior but are missing the smile lines. The following are the 3 examples with bubbles and you will notice design inconsistencies where only 2 have pearls with smiles.

Oddities:

The catch-all category for anything that is left. Oddities can be subtle problems that do not have catalog status. Examples can be cancel and plate varieties, inverted USPS cancels, very minor perforation shifts, minor color shifts, etc. Most oddities are a curiosity and have lower EFO values.

There continues to be a debate about the definition of freaks vs oddities. This is one area where a classification can be a matter of personal opinion. Frequently the debate is over pre-printing paper folds and centers on how minor (oddy) or how major (freak) a fold is. As it turns out, one mans freak, is a another mans oddity.

Counterfeit, Forgery, or Fake.

Counterfeit:

Fraudulent reproduction of a stamp meant to defraud the issuing authority. (Typically used as postage)

Forgery:

Fraudulent reproduction or alteration of a stamp meant to defraud (not the issuing authority), In philately, forged stamps are altered to defraud the buyer.

Fakes:

An imitation stamp, or reprint. There are many fakes on the market, typically sold as fakes they are rarely sold as genuine. In philately, fakes are an expression of art are not offered as genuine to defraud. (reprints may be considered fakes)



1¢ Agriculture and 1¢ Executive Pearls w/smiles the 1¢ Interior issue without

In the last article the editor observed that the designer/printer of the Official stamps, Continental Banknote Co. wanted a way to easily distinguish the stamps they produced from the ones National had manufactured. This was because there had been complaints about Nationals stamp quality in the past. So “secret marks” were introduced early on for the 1¢ through 15¢ stamps.

The previous article outlined the issues and possible reasons for the existence of the happy Pearls with smiles that were introduced by Continental during in 1873;

1. On April 4, 1873, the Continental Bank Note Company received the government contract to produce all U.S. stamps.
2. The Post office was working to eliminate corruption and lost revenue resulting from the use of “Franked” postage and as a remedy for “Franking,” the Post Office directed the design and creation of new prepaid Official postage stamps (with the designs based on the existing common postage of the day i.e. Banknotes.)
3. Continental had taken over the materials of the National Bank Note Company; these goods included the existing dies and plates. So, with the notable exception of inks and paper, Continental was producing the same stamp types.
4. Three days after receiving the new printing contract Continental was directed by the P.O.D. to develop and deliver 90 new Official stamps within less than 3 months. (nearly an impossible task)¹

More Important Definitions

Reissues

(A reprint of a currently available stamp)

Reprints

(Copies of the obsolete originals, or previously issued. They are not classified as proofs and sometimes printed for collector's purposes only)

Special Printings

(Original plate stamps for non-postal use, while originals are still valid for postage)


Government issued Reproductions

(Not printed from the original plates, not valid postage, considered likenesses.)

Examples US Scott 3-4

For more information on definitions of and values for many EFOs. See the S.R. Datz book, "*Catalogues of Errors on US Postage Stamps.*" or for definitions see, *Essays for U.S. Adhesive Postage Stamps*, Clarence W. Brazier.

5. In order to establish whether certain stamps had been printed by National or Continental, "secret" marks had been added to the existing large banknote issues, typically the 1-15¢ issues, if not all of the plates used to produce the Continental Bank Note stamps.²
6. For the secret mark on the 1¢ Banknote issue, Continental had added a Crescent mark (a smile without eyes) into the first (Pearl/bubble) to the left of the 1¢ denomination.



Continental Secret Mark on 1¢ Banknote at Right

7. All of the new (Banknote type) Official stamps were produced by Continental only.
8. It was surmised that these "New" Official stamp die designs were derived from one or more of the following;
 - a. New dies, resulting from previous design elements of existing National Banknote components e.g. (value tablets, portrait vignettes, banners etc.) and Continentals newer essay/proof dies and/or models.
 - b. Modified dies from Continental's recent "Secret Mark" essays/proofs dies which were developed for tracking the quality of stamp printings.
 - c. Rushed Quality Control due to schedule of reason (a) above

Follow-up

The following information was derived from U.S. Philatelic Classics Society (USPCS) Chronicle publications after the first article was in print; the Editor hopes that this additional information will shed sufficient light on the issues that arose from the previous article to resolve most of the listed issues.

The additional USPCS documents outline that the Postmaster General Creswell was fixated on solving the “Franking privilege”, he had even described it as "the mother of frauds" urging for its repeal in January of 1873. Section 4 of the Act in March 3, 1873 then directed the Postmaster to provide the new Official stamps. Much to Continentals surprise and having just taken over the role as Post Office’s new printing contractor, was directed to in less than 3 months, have more than 90 new official stamps completed. Presented below is the USPCS’s official stamp implementation chronology: ¹

Jan 27, 1873	An act of Congress directed that letter franking be abolished,
Mar 3, 1873	Congress directs the purchase of special stamps for use of the executive departments,
April 1, 1873	Nationals dies, transfer rolls, and plates were turned over to Continental.
April 4, 1873	<u>Postmaster General Creswell orders Continental to design and engrave the new official stamps,</u>
April 18, 1873	Die proofs for the first official stamps (3¢ Interior, 3¢ Navy, 3¢ War) approved,
May 24, 1873	Official stamps first issued by Continental,
June 13, 1873	Last die proof (7¢ Navy) for the original series of 90 official stamps approved,
July 1, 1873	Franking privilege abolished; first day of official stamps; all values except the 24¢ Agriculture and 24¢ Treasury available for use in Washington, D. C.,
Sept 30, 1873	The 24¢ Agriculture and 24¢ Treasury officials issued by this date.

It is believed that between March 3, when Congress authorized the official stamps, and April 4, when the Postmaster General ordered Continental to begin work that, The basic planning for these issues must have already been undertaken. The departments would have

been consulted about their specific mailing needs, in order to determine a schedule of values.¹ The concept of a single distinctive color for each department would have been settled and preliminary thought given to which colors might be appropriate. Even at this early stage, it must have been apparent that the designs for **the new issues would have to be adapted from the regular issues then in use, in order to afford Continental any chance of meeting the July 1st deadline.** As stated earlier, just three days after taking possession of the National dies and setting to work making new plates for the regular issues, Continental was handed the enormous job of producing all the new official stamps (90) in less than three months!

1873 Official Stamp Design Evolution

The regular U.S. issues of 1870 were the beginning of a trend towards design consistency for values of a single issue. In order to reduce monotony, variations were introduced e.g. (frame, value tablet and ribbon designs) most distinctively in the value tablets and ribbons. Occasionally embellishments were used in the frame design symbolic of accomplishments of an individual i.e. flags, bits of rope and/or shells for an important person like Winfield Scott or Commodore Perry otherwise variations were typically taken for artistic reasons. According to Alan C. Campbell, in *The Design Evolution of the United States Official Stamps*¹,

“When it came time to adapt these designs for the new official stamps, the portrait vignettes were retained intact for several obvious reasons. First and most importantly, the extremely accelerated schedule of production did not allow for the laborious effort of engraving new portraits..... since the different denominations would not be distinguishable by color alone, preserving the portraits from the regular issue would afford mailroom and postal clerks alike a familiar visual clue to prevent and detect mis-frankings.”

For the frame designs the new official stamps, used the original standard of artistic and iconographic variation developed by National and continued at Continental, resulting in consistent frame designs for each department, but with expected changes between denominations in the design of the value tablet.” **(where the pearls are)** When the official stamps are laid out by value and department, the patterns become obvious, as does the fact that the frame designs are different and distinct.

Additionally, it is noted by Campbell, that Continentals new designs, like those by National were developed by creating a (model), in which a portrait vignette proof was pasted down and a frame design painted around it with watercolor washes, but for the new official stamps the engraved numeral and value tablets from proofs were then also pasted down. This can explain the source of the different Pearls as being the result of pasting different value tablets from different proofs/essays. The USPCS Chronicle 169, points out that expert John Donnes, a specialist in the 12c Bank Note had identified secret marks on essay (151-E10) and further that the marks had been strengthened for the Official stamps.⁴ Since these marks had been added after the dies were turned over to Continental in 1873 provides additional evidence that many or all the new Official value tablets were taken from current essays and proofs that contained Continentals “Secret Marks”. More importantly the unrealistic delivery schedules resulted in variations of an abbreviated quality control schedule. Additionally, the dies were prepared in the order they were needed, forcing the engravers to jump from department to department and value to value, instead of moving in a logical way through their work. Mistakes could have been minimized if one engraver had worked all the values of a single department, but the speed of production, with up to five dies completed in a single day, did not allow it.

The differences being the result of “the most ambitious and artistic issue” ever devised to regulate official mail.



1c Off. Proofs showing the consistent “inconsistencies”

Again, Varieties & EFO’s make an exciting and educational addition to any stamp collection for they speak to us about how stamps are produced and how mistakes can be made during their production.

Bibliography

1. The Design Evolution of the United States Official Stamps, Alan C. Campbell, Volume: 48 Number: 1 Year: 1996 Chronicle: 169, U.S. Philatelic Classics Society
2. Secret Marks Used by Printer to Distinguish Look-Alike Stamps, <https://www.mysticstamp.com/info/secret-marks-on-classic-u-s-stamps/>
3. The Secret Marks on the Bank Notes of 1873 and 1879, <http://www.stampsmarter.org/1847usa/SecretMarks.html>
4. "Personal communication with Mr. Donnes"²¹, The Design Evolution of the United States Official Stamps, Alan C. Campbell, Volume: 48 Number: 1996 Chronicle: 169, U.S. Philatelic Classics Society
5. W.V. Combs, "Designs of the U.S. Departmentals," *American Philatelist*, Vol. 72, No. 12 (Whole No. 704)(September 1959), pp. 891-97.

San Diego, California Pacific Exposition

*Sheets of the labels were
printed especially for the
Exhibition*



Member Article

By Bill O'Connor

Post Offices and History San Diego County



The California Pacific Exposition, San Diego, California 1935

A Look at the First Day Cover Cachets of this Event


The California Pacific International Exposition was the second such world fair to be hosted by San Diego. Like the 1915/16 event, this also lasted two years, 1935/36, and was held in Balboa Park, the jewel, of San Diego. Frank Drugan, relatively new to San Diego, promoted this event, based upon the success of the Century of Progress Exhibition hosted by Chicago in 1933.



Plate Block (Scott 773) California Pacific International Exposition

A special three cent stamp was issued in 1935 (Scott 773) to promote this event; a total of 214,042 First Day Covers were cancelled. The following year a special souvenir sheet of four stamps (Scott 778) was also issued and one of the stamps on this sheet was the issue for the California Pacific Exhibition.

labels printed especially
for the Exhibition Cont.




Sheet issued for the Third International Philatelic Exhibition
(Scott 778)

What follows is a look at a number of the cachet covers (a cachet is a special printing, or possibly a hand done rendition of images depicting the special event) issued for this event. I have only used examples cancelled during the First Day of Issue, May 29, 1935. These cancels were all done at the exposition on this first day of issue. Two types of cancels seem to predominate; one seems to be mostly used for covers that have multiple stamps, and the other for single stamps. The cachet makers or designers are indicated when known; the years of service are included at the end of each depiction to the best of the author's knowledge. If the reader has more specific information concerning an illustrated cover, please let the author or editor know.

- a. This cover was issued by the Beverly Hills Cachet Service, Number 800 (1933-1937)



labels printed especially for the Exhibition Cont.




b. The initials C. S. A. are included in the design; more information needed



c. The name Grimsland, Chicago incorporated in design (1932-1952)



d. D & E. Both examples have the same maker R. Dyer, the brown colored example has a raised feel to the printing (1928-1938)




**labels printed especially
for the Exhibition Cont.**





The same maker R. Dyer, as above this colored example also has a raised feel to the printing (1928-1938)




e. W. M. Grandy's design has nothing to do with San Diego; the Mission mentioned is in Orange county (1935-date)




f. This is most likely by Dr. Harry Ioor; he used photographs to form the main images of his cachets. (1929-1941 and later)




labels printed especially for the Exhibition Cont.



g. This is a nice image of Balboa Park by W. T. Raley (1932-38)



h. This cachet uses an image of the Exposition Seal, F. R. Rice (1932-1941)




i. The cover indicates it is the official one for the Exhibition



labels printed especially for the Exhibition Cont.




j. One sees images of the airplane associated with San Diego quite early as in this example



k. The reflecting pond with the ornate buildings to the front are still functioning today




l. The seal of the State of California is incorporated on other covers in my collection.



*labels printed especially
for the Exhibition Cont.*



- m. This cover depicts a more modern look for the Exhibition; the Air and Space Museum is a good example today



- n. The final cover promotes the Spanish images that predominate still today in Balboa Park.



End Notes;

1. Over 7 million visitors for the two year run of the exhibition.
2. There is a wonderful four frame exhibit on the covers of Walter G. Crosby concerning the California Pacific International Exhibition; included are numerous special day event covers etc. that make up this exhibit. Check out the internet.
3. The San Diego History Center, located at Balboa Park is a wealth of information for Balboa Park and the exhibitions.

Regards, Bill



Member Classifieds

If you would like to have a **Free** advertisement in the PSC Newsletter, please email: PSCphilately@gmail.com

For Sale: I have an extensive collection of US mint plate blocks, sheets, panes, etc. The years range primarily from 1940-2002. If you are looking for specific blocks, I may be able to help. Please send an email, waoconnor@aol.com, or call/leave a message, 760-723-7372. Want lists can also be sent to Bill O'Connor, 3803 Foxglove Lane, Fallbrook, CA 92028-8764

For Sale: Want lists serviced for stamps of Puerto Rico. Fill holes in your collection with mostly lower catalog value stamps. See Bob at a PSC meeting or call 858-278-7873

Bob Schappelle

For Sale: Worldwide sets, Singles and Souvenir sheets. 60% off Catalog to all Club Members. Offer valid anywhere you see me. Phone: 714-476-3698 Email: CBCSTAMP@AOL.com.

Chuck Bigler.

For Sale: \$525. Cat of worldwide souvenir sheets, some high Cat machins. \$100. Call **Duane** at 858-735-3800


Duane Pryhoda

For Sale: Stamps at Bargain Prices, Come and see my Stock. By appointment so please call to set up a time. Home Phone: 858-271-0262 Mobile Phone: 858-449-3047 **Al Kish**

Wanted: Topical stamps on the following subjects: spiders, trilobites, Shih Tzu dogs, lunar new year [year of, etc.], paintings by Manet, Delacroix, Gericault, David, Brueghel. U.S. 1893 Columbian issue errors, freaks and oddities. Top dollar paid for Columbian plate varieties especially double transfers. **For Sale:** large selection of used and mint Australia, Great Britain, and Japan including single stamps and souvenir sheets at a fraction of catalog value. Email your want list to Bob McArthur (rmcarthur@cox.net) or bring to a PSC meeting." **Bob McArthur**

Wanted: Puerto Rico Town cancels. Bring to meeting. Will trade or buy. See member **M. Marti** PSC # 410.

Wanted: Imperial China, PRC, Manchukuo, Mongolia, U.S. Double Transfers/Re-entries, U.S. 19th Century Proofs and Essays. U.S. 19th Century. See D & T Klauber or contact us at Indysmama@gmail.com.



**WHO THE HECK
IS
CATWOMAN
ANYWAY**



**THE
ADVENTURES
OF**



STAMP CAT

**BY WEBMASTER
FLASH**

**SEE
STAMP CAT
LEVITATE A STAMP ALBUM!**



**AND HER AMAZING
SUPER
SIDE-KICK
CRACKED PLATE**



San Diego Philatelic Library

The San Diego County Philatelic Library is a not-for-profit philatelic library in Poway, San Diego County, California. Operated by friendly volunteers. Your stamp library consists of approximately 16,000 volumes of books, monographs, catalogs, and periodicals.

Library Loose Stamps

The Philatelic library provides a large bucket of assorted stamps for visitor inspection. Please remember to always leave a suitable contribution for any stamp items removed from the bucket(s).

Library Hours:

The Library hours vary based upon who can take a shift, the hours usually are:

10 to 2:00	Monday
12 to 5:30	Tuesday
12 to 3:00	Wednesday
10 to 2:00	Thursday
12 to 6:00	Friday
1 to 5:00	Saturday

Plus additional hours by appointment only.

Before you visit the Library, please call to verify staffing is available.

1-858-748-5633.

Stamp News:



New Stamps 2021 United States Postal Service Stamps

The 2021 stamp program commemorates Missouri statehood, Japanese Americans who fought in World War II and Chien-Shiung Wu, one of the most influential American nuclear physicists of the 20th century. Fun issuances include Western Wear, Backyard Games, Espresso Drinks, a stamp showcasing a visual riddle, and four Message Monster stamps with self-adhesive accessories. The program also includes Mid-Atlantic Lighthouses, the last of the popular Lighthouse stamp series. This is a partial list of the 2021 stamp program. All stamp designs are preliminary and subject to change.

Lunar New Year • Year of the Ox

Issue Date: February 2, 2021, **Issue Place:** Chicago ILL.

In 2021, the Postal Service will issue the second of 12 stamps in a new series of Lunar New Year stamps. Calling to mind the elaborately decorated masks used in the dragon or lion dances often performed during Lunar New Year parades, these three-dimensional masks are a contemporary take on the long tradition of paper-cut folk art crafts created during this auspicious time of year. Art director Antonio Alcalá designed the stamp with original art by Camille Chew.



Chien-Shiung Wu

Issue Date: February 11, 2021, **Issue Place:** New York, NY.

Chien-Shiung Wu (1912-1997) was one of the most influential nuclear physicists of the 20th century. During a career that spanned more than 40 years in a field dominated by men, she established herself as the authority on conducting precise and accurate research to test fundamental theories of physics. Art Director Ethel Kessler designed the stamp with original art by Kam Mak.



New Stamps - Copyright © 2021 USPS. All Rights Reserved.