



Poway Stamp Club

NEWSLETTER

"San Diego County's Best Stamp Collecting Club"

May 11, 2022

IN THIS ISSUE

- Next Club Meetings and Presentations Schedule
- Club Notes
- Member Spotlight
- Article: Editors Corner
- Article: Manny Marti
- Article: Jon Schrag
- Article: Bob McArthur
- Article: Bill O'Connor
- Member Classifieds
- Stamp News

POWAY STAMP CLUB GOALS

To promote a closer social relationship among stamp collectors of Poway, San Diego, and the vicinity, and to assist in spreading the knowledge of stamps and the pleasures derived from stamp collecting to those interested in philately.

CONTACT US

Poway Stamp Club
12675 Danielson Ct #413,
Poway, CA 92064

CLUB E-MAIL

PSCphilately@gmail.com

PSC WEBSITE:

Powaystampclub.com
Powaystampclub.org

PSC BID BOARD:

Powaystampclub.com/bid-board

May Club Meetings

The Wednesday, May 11th program will be:

A PRESENTATION ON COLLECTING STAMPS WITH EZ STAMP BY NICK SOROKA

The meeting will begin with our regular Club business including the Club drawing, followed by the Member Presentation.

The Wednesday, May 25th program will be:

A PRESENTATION ON "HOW-TO" IDENTIFY GRILLS BY TEELA "PONG" PONGPAKDEE


Meeting times:

The meetings will begin promptly at 6:30 PM.

Meeting Place: 12675 Danielson Court, Suite #413
(in the back of the building), Poway, California 92064.

Please remember to bring your badge.





Poway Stamp Club

2022/23 Club Meeting Schedule/Presentations:

The following is this year's proposed meeting schedule; all events are proposed and subject to change as necessary to accommodate other events such as Auctions etc.

2022 PSC Club Directors:

President Art Berg
Vice President David Klauber
Treasurer: Bill Kolb
Secretary: Trice Klauber
Member (At large): Bill O'Connor
Member (At large): Bob McArthur
Previous President Thor Strom
Program Director Bill Wacenske

PSC Club Volunteers:

Registrar: Trice Klauber
Voice Sales Duane Pryhoda
V-Sales Associate Jim Grundy
Club Librarian: Scott Boyd
Newsletter Editor David Klauber
Newsletter Authors Jon Schrag
 Bob McArthur
 Bill O'Connor
 Manny Marti
Library Rep: Bob Eygenhuysen
Opp. Drawing Scott Boyd
Webmaster David Klauber

PSC Representatives:

Federal Rep: Bill O'Connor
S.D. Phil. Council: Nick Soroka
Rep (Alternate): Art Berg
APS Rep Trice Klauber
ATA Rep Bob McArthur

Stamp on Page 1

Monument Valley Priority Mail Stamp. With this stamp, the Postal Service celebrates Monument Valley, an iconic landscape of the American West. Reminiscent of a vintage travel poster, this stamp emphasizes the vast stone formations of Monument Valley. Artist Dan Cosgrove created the digital illustration for the stamp based on photographs of Monument Valley. The stamp is denominated at \$8.95, the current price of a flat-rate Priority Mail envelope.

| | | | |
|-----------|-----|----------|---------------------------|
| May | May | 11, 2022 | Nick Soroka – EZ Stamp |
| | May | 25, 2022 | Pong - Grills |
| June | Jun | 08, 2022 | Circuit (APS) Voice Sale |
| | Jun | 22, 2022 | Bob Shappelle |
| July | Jul | 13, 2022 | Valerie Merritt |
| | Jul | 27, 2022 | Bill Kolb (APS Video) |
| August | Aug | 10, 2022 | Circuit (APS) Voice Sale |
| | Aug | 24, 2022 | Bob McArthur (Broken Hat) |
| September | Sep | 14, 2022 | Marion Roman TBD |
| | Sep | 28, 2022 | Richard Stern (Prexies) |
| October | Oct | 12, 2022 | Circuit (APS) Voice Sale |
| | Oct | 26, 2022 | Ugly Stamp Contest |
| November | Nov | 9, 2022 | David Klauber TBD |
| | Nov | -- | No Meeting |
| December | Dec | 14, 2022 | Holiday Dinner |
| | Dec | -- | No Meeting |
| January | Jan | 11, 2023 | TBD - Presentation |
| | Jan | 25, 2023 | TBD |
| February | Feb | 08, 2023 | Circuit (APS) Voice Sale |
| | Feb | 22, 2023 | TBD |
| March | Mar | 08, 2023 | TBD - Presentation |
| | Mar | 22, 2023 | TBD - Presentation |
| April | Apr | 13, 2022 | Circuit (APS) Voice Sale |
| | Apr | 27, 2022 | TBD - Presentation |

The Poway Stamp Club invites you to share your philatelic passion by presenting at one of our meetings or writing a short article for our newsletter. If you are interested or want to find out more, Contact: **Bill Wacenske** or email at pscphilately@gmail.com or talk to one of our Club's officers.



POWAY STAMP CLUB
APS Chapter
#1137-112097

THE POWAY STAMP CLUB

APS

Thirty-five PSC club members are also members of the American Philatelic Society. The PSC is also a member of the APS. If 33% of our members are also members of the APS the club receives a free year's membership.

Meetings

Club meetings are held every second and fourth Wednesday of each month except November & December at:

Philatelic Library
12675 Danielson Ct #413,
Poway, CA 92064

More info at:
www.powaystampclub.com

Participation

All Stamp Club members are strongly encouraged to provide input for the monthly Club newsletter. Your knowledge and expertise should be shared. Please submit items to the Club Secretary at:
PSCphilately@gmail.com

Club Website

Try our new website at:
PowayStampClub.com

You will find our activities and affiliations, interesting links, and contact information including the current and previous versions of this Newsletter! Give it a try! You can use the Web site to introduce others to our Club.

Club Notes:

1. **Poway Stamp Club Meetings** - The Poway Stamp Club meets twice monthly on the second and fourth Wednesday of each month. It is so nice to see all our philatelic friends again.
2. **Club Dues 2022** – If you have not paid dues this year, they are overdue. Our Club by-laws require that any unpaid members be removed from our roles if not paid by the end of April. Also, each member should strive to increase our roll by at least one new member each year. You can contact Trice (Club Secretary) or email PSCphilately@gmail.com
3. **Bid Board** - Notice: Poway Stamp Club Bid Board 4 will end on May 7th at Noon. To participate in this and any other Club activities your Club dues must be current. Contact our Club Secretary.
4. **Support your Club** – The Poway Club is San Diego County's most active Stamp Club. Please feel free to forward this newsletter to anyone you think may find it interesting. You may also support the club by joining the APS. The club will receive a finder's fee for each member who joins the society.
5. **Stamp market tip:** Watch out for high value (\$1 and up) U.S. 21st Century definitive, priority and express mail stamps on cover entire used to pay an actual postal rate (e.g. registered, express, or priority mail). For this type of mail, most of it is metered as opposed to adhesive stamps. Also, keep an eye on USPS pre-printed e-commerce labels. No one is collecting these and Scott lists them but hasn't assigned values. These may become modern rarities as designs and postage rates seem to change yearly. - B. McArthur



6. **Local Show (New shows this year!)**


SANDIPEX
Show Schedule

June 12th, 2022
July 10th, 2022
August 14th, 2022
September 11th, 2022

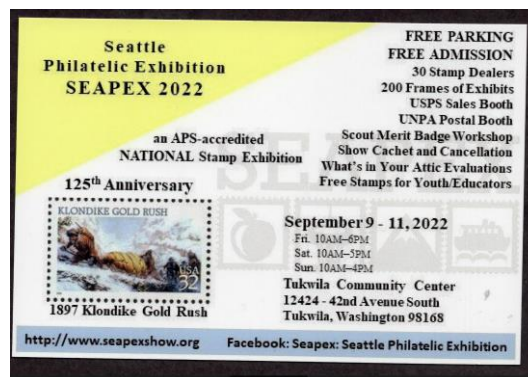
Free Admission! – Free Parking!
Doors open from 10 am – 4 pm

The show is located just 4 blocks to the north of the Philatelic Library on Poway Road. The show is held at the Benevolent and Protective Order of Elks Lodge, 13219 Poway Road Poway, CA 92064. Ph# 714-476-3698 Email: cbcstamp@aol.com


7. **WANTED** – Members or guests to tell a stamp story. The Poway Stamp Club invites you to share your philatelic passion by presenting at one of our meetings or writing a short article for our newsletter. If you are interested or want to find out more, **Bill Wacenske** or email pscphilately@gmail.com or talk to one of our Club's officers.



8. **If You are in Seattle:** The SEAPEX, stamp show is on September 9-11. Steve Brandt - Vice President: Oregon Stamp Society and PSC member.



9. **Club Participation** – We thank our members who help us each month by contributing to this newsletter. Club members are strongly encouraged to provide input for the bi-monthly newsletter. Your participation is critical to our successes as a Club. Please submit items to the Club Secretary at Indysmama@gmail.com.



10. **Post Office Has Dropped Mask**

Requirements - The United States Postal Service has dropped its requirement that its workers wear a face mask at work.

The change was announced March 29 and was effective immediately with the

Deputy Postmaster General Doug A. Tulino citing the decline in COVID-19 cases nationally and the number of local and state governments that have lifted the pandemic restrictions.



11. **Rumor Control** – Contrary to murmurings at our last Club meeting, the San Diego Stamp Show is still scheduled for the full-blown show in February 2023 as we had thought (verified with the promoter). There is also scheduled to be a Virtual Show in the July 2022 timeframe. More details will follow as we get them. It is comforting to know that we will still have a “large” show in San Diego to look forward to. We thank our Club members who helped us last year by contributing time to this effort.

12. **Youth Stamp Collecting** - Allow me to introduce Kiera.

She recently received her Stamp Album from the donations of the Poway Stamp Club. Kiera is 10 years old, in the fourth grade and lives in Texas with her parents and 2 younger brothers. She is a Scout and has expressed an interest in Stamp Collecting. Upon hearing this we gathered up supplies and shipped them to her. We received a reply. First a photo of



Kiera enjoying her stamps and album. Next, I received a letter stating, “I am extremely grateful for the gift” and asking if I would be her Pen-Pal. Absolutely! I love Pen-Pals. I look forward to sending stamps to Kiera and Receiving letters in reply – Trice



Member Spotlight!

By David Klauber

Poway Club Member Honored!

2021 Lichtenstein Winner

Mark Banchik who is a member of the Poway Stamp Club was one of two joint recipients of 2021 Lichtenstein Award



The Collectors Club was proud to announce that two individuals share this year's prestigious Alfred F. Lichtenstein Memorial Award for Distinguished Service to Philately. Mark Banchik, a retired physician administrator who lives in San Diego and Patrick Maselis, an agricultural industrialist who lives in Roeselare, Belgium, are the two honorees.

Dr. Banchik is also a past president of the Collectors Club and serves on its board of Governors; But more importantly for us, Dr. Banchik is also a current member of the Prestigious Poway Stamp Club.

“Banchik’s past and present philatelic leadership responsibilities have included the Collectors Club board of governors (treasurer, vice president, president); the A.P.S. (Board of Vice Presidents, expert, member of the Committee on Accreditation of National Exhibitions and Judges); the American Philatelic Congress (president); the American Air Mail Society (president); MEPSI (president, chairman, fill-in editor). He is also a fellow of the Royal Philatelic Society, London, and a member of the Club de Monte-Carlo.

Banchik is a multiple U.S. Grand Award recipient, international exhibitor, philatelic judge, and international jury trainer. Participating in many local, national, and international exhibitions has allowed him to see how the best and brightest succeed in making our hobby a little better. Volunteering, mentoring, and giving back are one way Banchik hopes to give recognition to the many who have helped guide him in the past. His fervent wish is to repay those who helped him by building the framework that will allow future collectors and philatelic leaders to thrive.”¹

Alfred F. Lichtenstein (1876-1947) was widely considered one of the greatest American philatelists of the first half of the 20th century. The award in his memory was established by the Collectors Club in 1952, and its first recipient was Lichtenstein’s good friend and co-founder of the Philatelic Foundation, Theodore Steinway. In past years, the award has been given to a single recipient. More information can be found at the club’s web site, www.collectorsclub.org.

1. 2021 Lichtenstein Winners, The Collectors Club, <https://www.collectorsclub.org/2021-lichtenstein-winners/>

Definitions

The following definition of EFO and other terms supports the ongoing Editors Corner series on Varieties, EFO's and Counterfeits.

EFO is the shorthand for "Error, Freak, or Oddity". It's a term applied to philatelic items that were formed unintentionally abnormal.

Errors: These are usually "major" errors having catalog status, where something in the process has gone entirely wrong. Examples of "errors" are consistent, unintentional deviations from the normal. Typically, errors are stamps that are wrongly perforated, both between or completely imperforated, Full incorrect, shifted or omitted color(s), inverted centers or frames, multiple impressions, missing/inverted surcharges, missing or wrong watermarks or tagging, and FULL stamps on either side of an inter-pane, gutter, factually wrong or misspelled information, etc.

Freaks: Also called "varieties", are generally defined as a lesser degree of a production problem. Typically freaks have flaws that are not consistent or do not have catalog status. Examples of freaks include ink smudges, off-center perforation shifts, partially missing colors or partial/random color shifts, pre-printing paper folds, paper creases, over or under-inked stamps, and so forth. Freaks often sell for less than their "error" counterparts. Printing plate cracks, wear, and other flaws such as repairs, or *re-entries* are freaks and not typically considered to be errors.

-- Continued Next Page --

Editors Corner

By D. Klauber

The Sign-O-Scope Redemption



There have been several requests to the Editor to cover the use of a Sign-O-Scope and its use in identifying Grills. As such, I have updated the following PSC article.

It was on Christmas day that I received my brand-new Sign-O-Scope, the device was touted as the "be all", and "end all" for modern watermarking identification. In the stamp media the device was highly touted, it had all the new bells and whistles it even had a new USB power source, 5 or 6 different colors, and incremental adjustment for brightness and intensity.



Sign-o-Scope T3

Unfortunately, as a watermarking identifier, The T3 turned out to be a lot of Philatelic puffery and the results were, well, shall we say less than "lack luster." Every time I would sit down at the table to "do" stamps I would try to use the darned thing for watermarking identification. I would set up the specimen in the scope as directed and view the results. I would then put on my best plastic smile and nod my head at my wife then quickly and stealthily pour a generous amount of watermarking fluid into my trusty black glass tray and actually and definitively identify the watermark in question. Ok, I know it was a tad deceitful but, she was so proud of the purchase, and she so wanted me to enjoy this new "Techie" gift.

Oddities:

The catch-all category for anything that is left. Oddities can be subtle problems that do not have catalog status.

Examples can be unique cancels and plate varieties, inverted USPS cancels, very minor perforation shifts, minor color shifts, etc. Most oddities are curiosities and have lower EFO values.

There continues to be a debate about the definition of freaks vs oddities. This is one area where classification can be a matter of opinion. Frequently the debate is over pre-printing paper folds and centers on how minor (oddy) or how major (freaky) a fold is. As it turns out, one man's freak is another man's oddity.

Counterfeit, Forgery, or Fake.

Counterfeit: Fraudulent reproduction of a stamp meant to defraud the issuing authority. (Typically used as postage)

Forgery: Fraudulent reproduction or alteration of a stamp meant to defraud (not the issuing authority), In philately, forged stamps are altered to defraud you the buyer.

Fakes: An imitation stamp, or reprint. There are many fakes on the market, typically sold as fakes they are rarely sold as genuine. In philately, fakes are expressions of art that are not offered as genuine to defraud. (Reprints may be considered fakes)

-- Continued Next Page --

After a month or so of this charade, my discontent and frustration had become visible, and the under my breath cursing of the device had become apparent. My skills as an actor had now completely failed me. She of course, being much wiser than I had ever given her credit, had surely known from the very start. Perhaps it was her Woman's' intuition, or it was more likely just part of that hanging around together for 40 years thing, and who knows, perhaps there may even have been a small amount of joy taken in watching me persist in this most ridiculous farce.

Sign-o-Scope Grill Redemption

So, I was working one day "doing" stamps, and trying to differentiate one **grill** from another, which will be the subject of one of the upcoming installments of this column. In the past I have typically used the "pencil trick" to bring up the contrast by rubbing a graphite pencil back and forth across a scrap of paper, rubbing your finger over the markings, and then transfer the graphite to the grilled area of the stamp by lightly rubbing your finger over it. This is a good method for exposing grills on a stamp, but a messy one at best. Many purists would not use this method as it requires removing the graphite from the back of the stamp by one of two methods, erasure, or re-soaking. Neither task is pleasurable or risk-free. Even with this trick, there are unfortunately times when the grill pattern is too weak or incomplete to make a firm determination. Besides, the stamp itself may be damaged within the grill pattern. In these cases, I have historically thought it safer to just assume that I had identified the lesser valued copy.



Vinyl Inserts for a Sign-o-Scope

Enter the **Sign-O-Scope** to the rescue, first, it is important to understand that Sign-o-Scopes come with a set or two of vinyl inserts. (See above)

More Important Definitions

Reissues

A reprint of a currently available stamp)

Reprints

Copies of the obsolete originals, or previously issued. They are sold by the Government they are not classified as proofs and are sometimes printed for collector's purposes only

Special Printings

(Original plate stamps for non-postal use, while originals are still valid for postage)

Government-issued Reproductions

(Not printed from the original plates, not valid postage, considered likenesses.)
Examples US Scott 3-4

Se-tenant Pair



A planned pair, strip, or block of adjacent stamps (either horizontal or vertical), which were printed from the same plate and/or sheet. The stamps must be un-separated and deliberately different from each other by design, color, denomination, or overprint.

Type-Variety/Combination

Pair - An unplanned pair, strip, or block of adjacent stamps (either horizontal or vertical). The stamps must be un-severed and are different from each other by variety, meaning that at least one member of the pair/strip/block differs in some detail from the "normal" issue. The detail may or may not be an actual philatelic "error".

It is unfortunate that they 1) don't last forever, 2) are typically thrown away upon opening, and 3) Provide little benefit when viewing watermarks. But when used properly they are amazing; they will show, thins and Grills like nothing I have ever used or seen before.

What I learned, was that the **Sign-O-Scope** is amazing at identifying thins and grills. It is important to note that it is essential that you use the vinyl inserts on both sides of the specimen stamp. Be sure to tighten up the wing nut at the bottom of the scope to press the "sandwiched" stamp sufficiently to expose the grill marks more clearly. It may be necessary to adjust the color setting on your scope to make the grill contrast even that much better.



Examples of Grills on a Scott #136 Banknote issue.

See above the two examples of grills on a Scott 136 that were nearly invisible using any other method. Using the Sign-o-Scope will allow you to clearly count all the press grill marks both horizontally and vertically.

On second thought I guess that I will keep my scope.

Member Article

By Manny Marti

Panama- Pacific International Exposition



Stamps of 1915



*Image is in the public domain in the United States
(Can be used without license or royalty)*

One of my favorite sets of stamps is the ones issued to promote the Panama-Pacific World's Fair of 1915. Businessman Rueben Hale first submitted a proposal for the fair in 1904. He proposed that it honor the completion of the Panama Canal (not yet completed). Congress put off the decision.



Poway Stamp Club

But in April 1906, San Francisco was hit with one of the worst earthquakes in US history, destroying most of the city. The fair's organizers were still set on hosting the fair, now determined to show the world how they would recover from this natural disaster. In 1911, President Taft signed a resolution naming San Francisco the home of the Panama Pacific Exposition.

As most of us know, the set comes in two flavors. The common 1st printing with perforation 12 and the experimental perforation 10 (the stamps were originally perforated 12).

In 1914 and early 1915 the Post Office was experimenting with the 10-gauge perforation, so the Panama Pacific stamps were also issued perforated 10. The Panama Pacific Exposition stamps were the only flat plate U.S. commemorative stamps to have more than one type of perforation.

The Panama Pacific Exposition commemorated the World's Fair held in San Francisco from February 20 to December 4, 1915. Plans for the exposition began as early as 1911 (five years after the San Francisco earthquake). For the event four stamp designs of the issue were inscribed "San Francisco, 1915" but were released on January 1, 1913, to give advance notice of the event.

This series was a set of 4 stamps issued to celebrate two world-changing events: the 400th anniversary of the discovery of the Pacific Ocean and the completion of the Panama Canal.



PLATE PROOFS

The stamps of the series commemorated historical events. The 1-cent stamp commemorated the 400th anniversary of Spanish explorer Vasco Núñez de Balboa's discovery of the Pacific Ocean on September 1, 1513, the 2-cent stamp depicts the Pedro Miguel Locks, the 5-cent stamp illustrates the Golden Gate, the entrance to San Francisco Bay at sunset and the 10-cent stamp commemorated the discovery of San Francisco Bay in 1769.

Panama Pacific perf. 12 (Scotts 397-400A)



Vasco Núñez de Balboa



The 1-cent stamp commemorated the 400th anniversary of Spanish explorer Vasco Núñez de Balboa's discovery of the Pacific Ocean on September 1, 1513. (Was accused of high treason by a jealous rival and beheaded in 1519). More than 330 million of these stamps in the twelve-perforation format ("perf 12") were produced by the Bureau of Engraving and Printing.

The Pedro Miguel Locks



The Pedro Miguel Locks appear in the 2-cent stamp's vignette. The 2-cent stamp most often paid the two-cent first-class domestic rate. It was also commonly used with other denominations to fulfill large weight and foreign destination rates. An estimated 500 million of these 2-cent stamps were printed by the Bureau of Engraving and Printing

Golden Gate



San Francisco California's Bay before the Golden Gate Bridge
The dark blue 5¢ Panama-Pacific stamp, bearing a design engraved by L.C. Schofield, depicts the Golden Gate entrance to the San Francisco harbor at sunset. The image does not include the Golden Gate Bridge, which was not constructed until 1933-37.

The 5-cent stamp most often paid the single-weight Universal Postal Union International rate. It was also commonly used with other denominations to fulfill large weight and foreign destination rates. About 29 million perf 12 Golden Gate stamps were printed.

Discovery Of San Francisco Bay



US SCOTT #400 STRIP of 4, Mint-F/VF-O.G.-NH

The fourth and final denomination of the Panama-Pacific Exposition Issue portrays a Spanish expedition party on the shores of San Francisco Bay by Spanish explorer Gaspar de Portola, first Governor of California (November 30, 1767, to July 9, 1770).



Gaspar de Portolà (1716–1786)

Original plans for this stamp's design called for using a portrait of Juan Rodriguez Cabrillo who discovered California in 1542, but no pictures of him could be found. Instead, the 10¢ Panama-Pacific stamp depicts the Discovery of San Francisco Bay by Gaspar Portola, the stamp was printed first in orange yellow (Scott Catalogue #400) and then in darker orange (#400A) in August 1913, causing the design to be more visible



10c Orange, Panama-Pacific (400A) 10c Orange Yellow, Panama-Pacific (400)

On November 4, 1769, having crossed the low coastal mountain range, the party was stunned to catch a glimpse of the enormous San Francisco Bay from the mountain range, as the bay was previously unknown to the Spanish. The 10-cent stamp paid the double weight Universal Postal Union international rate or the domestic registered mail fee. It was also commonly used with other denominations to fulfill large weight and foreign destination rates. An estimated 17 million 10-cent stamps were printed by the Bureau of Engraving and Printing.



Experimental perforation 10 (Scott 401-404)

Epilogue:

Following heated debate over the location of the proposed canal, on June 19, 1902, the U.S. Senate voted in favor of building the canal through Panama. Within 6 months, Secretary of State John Hay signed a treaty with Colombian Foreign Minister Tomás Herrán to build the new canal. The financial terms were unacceptable to Colombia's congress, and it rejected the offer.

President Roosevelt responded by dispatching U.S. warships to Panama City (on the Pacific) and Colón (on the Atlantic) in support of Panamanian independence. Colombian troops were unable to negotiate the jungles of the Darien Strait and Panama declared independence on November 3, 1903. The newly declared Republic of Panama immediately named Philippe Bunau-Varilla (a French engineer who had been involved in the earlier de Lesseps canal attempt) as Envoy Extraordinary and Minister (invested with the full power of independent action), in his new role, Bunau-Varilla negotiated the Hay-Bunau-Varilla Treaty of 1903, which provided the United States with a 10-mile wide strip of land for the canal, a one-time \$10 million payment to Panama, and an annual annuity of \$250,000. The United States also agreed to guarantee the independence of Panama.

References:

1 (Siegel's 2004 Rarities of the World, 2004)

2 <https://postalmuseum.si.edu/exhibition/about-us-stamps-bureau-period-1894-1939-commemorative-issues-1898-1925/Panama-pacific>

3 <https://www.mysticstamp.com/>

4 <https://history.state.gov/>

Member Article

By Jon Schrag

Nothing New!



Yemen Turmoil Creates Fantastic Covers!

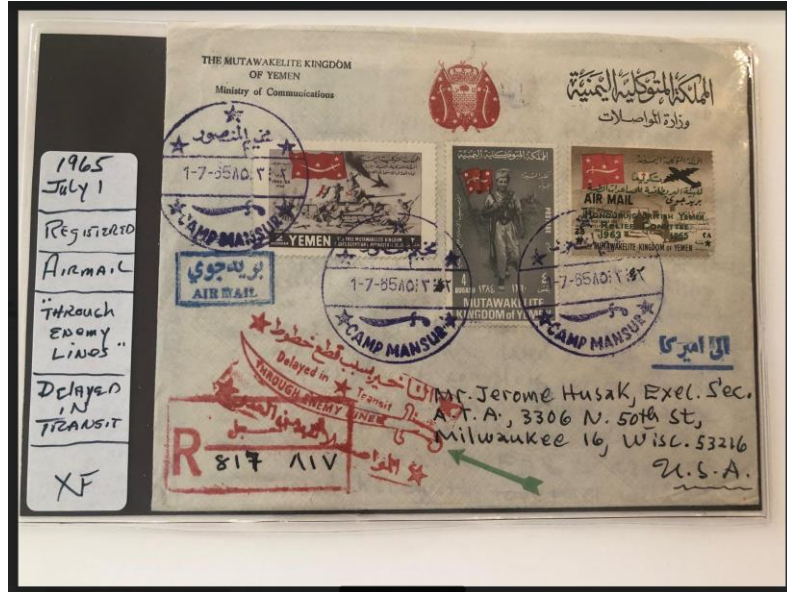
Stamp collectors are in every country of the world. It is incredible. It is a universal phenomenon. There are numerous different races, multitudes of different religions, and diverse different political systems, but in every one there are the same crazy stamp collectors. Face it. We all enjoy stamps and covers no matter what is happening around us. For a good example, look at high-strife YEMEN. For years and years, stamps and covers have been churned out to reflect the political turmoil caused by intense competitive-killing and related strife (caused mainly by religion).

It's happening now. But it's not new. In the 1960s Saudi Arabia and Egypt backed opposite sides of a military rebellion with the same heavy religious tones that are now being exclaimed in daily 2022 editions of the NEW YORK TIMES. Yes! Stamp collectors were busy then creating (cooking) truly fantastic stamps and covers. Their objectives were both to generate propaganda and raise money by making sales to worldwide collectors like you and me.

Take a close look at the attached July 1, 1965, YEMEN cover. It is a masterpiece of philately. The stamps show opposing forces fighting in action. Flags on the stamps show prominent displays of patriotic fervor. The airmail stamps are neatly overprinted. The cancellations are attractive, clear, and show bold "Camp Mansur" with powerful military daggers.

Note. At the bottom left of the cover is a red bilingual incredible postal marking "DELAYED IN TRANSIT THROUGH ENEMY LINES." Wow! Wow! Wow!


The REGISTERED COVER was mailed to Jerome Husak the former president of the American Topical Stamp Association in Milwaukee, Wisconsin. There is a proper USA Milwaukee post office registered receiver cancellation dated August 5, 1965, on the reverse of the cover. It took 46 days in transit. Was it really delayed in transit through enemy lines? What do you think?



Member Article

By Bob McArthur

Stamp Collecting at War



Stamps have been propaganda since they were first issued. Whether it has been celebrating national heroes, mythologizing historical events, or celebrating the worker's paradise, postage stamps of all countries have had a purpose beyond that of simply facilitating the sending of a letter from one place to another. Most of these stamps have gone unnoticed by most of the world, however, one stamp issued this April has garnered international interest and attention. The world press is popularly referring to it as the "Go **** Yourself" stamp. It was issued by Ukraine and depicts a lone Ukrainian soldier making a defiant gesture to the recently sunk Russian frigate, Moscow, as it sails by what is presumably intended to be Snake Island. It has been confirmed that this is not some stunt someone made up with Adobe Illustrator but is an actual postage stamp printed by the Ukrainian postal authorities, placed on sale, and used for real mail. It is commanding huge prices in the West. Actual international use of the stamp on the cover would certainly be something to be on the lookout for.



Image provided by Jon Schrag

Member Article

By Bill O'Connor

Cuba



First and Re-engraved Issues of the Republic under US Military Rule, 1899 and 1905

Cuba is not an area of our hobby that I normally collect. I have a copy of J4 in my postage due collection and a few censored covers from World War II. That was it until our first club meeting in April of 2022.

Our President, Art Burg, had several stock sheets of duplicates that he offered during the trade and sale part of the meeting. I had been busy with other members and did not look at his material until everyone but the two of us, had already left to go home.

I was able to purchase a stock sheet of Cuban material for a very nominal price, which happened to include over 40 stamps from the 1899 and the re-engraved issue of 1905. These stamps are indicated as, Scott 227-231, and Scott 233-234-236-237. Scott number 229 is the 3-cent purple and was not re-engraved. I have included scans of the entire first issue but only the 1-cent, 2-cent, 5-cent, and 10-cent stamps were re-engraved.

I used the Scott Classic Specialized, 1840-1940, a catalog that has a very easy-to-understand depiction of the differences between these two sets. The watermarks are different, the perforations are the same, but the differences in the engraving are easily understood.



The 1-centavo green, a statue of Columbus, the background of the value CENAVO at the bottom of the stamp shows a square ending rather than a rounded one in the re-engraved version of the stamp. The stamp is a little larger although the engraving size is the same. This larger size seems to be consistent for all the re-engraved stamps.



The 2-centavo carmine, Royal Palms, in the first engraving shows some foliate ornamentation in the oval disks bearing the numeral 2. In the re-engraved version, all the foliate is removed.



The 3-centavo purple, what appears to be an allegorical depiction of Cuba, was not re-engraved as the others in this series of stamps.

The 5-centavo blue, Ocean Liner, has two lines forming a right angle added to the upper corners of the banner bearing the country name, Cuba, in the re-engraved version of this stamp. I had to use a magnifying device to clearly see the difference, but the angles are clearly seen.



The 10-centavo brown, cane field, oxen, and the worker has a small ball at the ends added to the encased country name CUBA at the top of the stamp.



I thought this was a nice introduction to some of us that do not look for varieties in stamps. The differences were fairly easy to see, and all were acquired at a very reasonable price. If a member is interested, I have one extra complete set of the re-engraved series. I will gladly send this set complementary to an address in any part of the country. I would appreciate any views on how best to select the member if more than one person is interested.

Regards,

Bill O'Connor



Member Classifieds

*If you would like to have a **Free** advertisement in the PSC Newsletter, please email: PSCphilately@gmail.com*

For Sale: I have an extensive collection of US mint plate blocks, sheets, panes, etc. The years range primarily from 1940 to 2002. If you are looking for specific blocks, I may be able to help. Please send an email, to waoconnor@aol.com, or call/leave a message, at 760-723-7372. Want lists can also be sent to Bill O'Connor, 3803 Foxglove Lane, Fallbrook, CA 92028-8764

For Sale: Want lists serviced for stamps of Puerto Rico. Fill holes in your collection with mostly lower catalog value stamps. See Bob at a PSC meeting or call 858-278-7873

Bob Schappelle

For Sale: Worldwide sets, Singles, and Souvenir sheets. 60% off Catalog to all Club Members. Offer valid anywhere you see me. Phone: 714-476-3698 Email: CBCSTAMP@AOL.com.

Chuck Bigler.

For Sale: Stamps at Bargain Prices, Come and see my Stock. By appointment so please call to set up a time. Home Phone: 858-271-0262 Mobile Phone: 858-449-3047 **Al Kish**

Wanted: (NEW) stamps depicting uniforms, costumes, and occupations. **US Used:** Scott numbers: 7, 8, 10, 15, 18, 22, 26a, 30a, 32, 35, 36, 66, 261a, 276a, 277, 278, 341, 342, 350, 353, 356, 358, 386, 519, 523.

Bob McArthur rmcarthur@cox.net

Wanted: All Vietnam. Stamps and covers. Ready to trade or buy outright. Contact: jschrag1@san.rr.com

Wanted: Puerto Rico Town cancels. Bring to a meeting. Will trade or buy. See member **M. Marti** PSC # 410.

Wanted: Used/New Scott's Specialized Color Guide for United States Stamps, Spiral-bound with color chips. Will trade or buy. See member **D. Klauber** PSC #454

Stamp News:



The U.S. Postal Service has announced several new stamps to be issued in 2022. The following describes the announcement.

“The new 2022 stamps are miniature works of art, designed to be educational and appeal to collectors and pen pals around the world,” said USPS Stamp Services Director William Gicker. “As always, the program offers a variety of subjects celebrating American culture and history. The vivid colors and unique designs of this year’s selections will add a special touch of beauty to your envelopes.” The following is a partial list of the 2022 stamp program. These designs are subject to change.

Katharine Graham

The 17th stamp in the Distinguished Americans series honors Katharine Graham (1917—2001), the first female head of a Fortune 500 company and a pivotal figure during turbulent moments in American history. The stamp features an oil portrait of Graham, based on a photograph taken in the 1970s, during the peak of her influence as owner and president of The Washington Post Co., where she was also the publisher of its flagship newspaper. Art director Derry Noyes designed the stamp with original art by Lynn Staley.



Pete Seeger

The 10th stamp in the Music Icons series honors Pete Seeger (1919-2014), a champion of traditional music and its power to inspire activism. Seeger’s clear tenor voice, iconic banjo, and enormous charisma transformed concerts into sing-alongs. The stamp art features a color-tinted black-and-white photograph of Seeger singing and playing his banjo in the early 1960s, by Dan Seeger, the performer’s son. One side of the pane includes 16 stamps and the image of a sliver of a record seeming to peek out the top of the sleeve. A larger version of the stamp art photograph appears on the reverse side. Art director Antonio Alcalá designed the stamp and pane.



Women's Rowing

May 13th - These stamps celebrate women's rowing, a graceful but demanding sport in which American women have excelled, including in the Olympics. The artwork, which covers the entire pane, is a stylized illustration of five eight-person rowing teams competing or practicing. Four stamp designs are featured in a pane of 20 stamps arranged as five staggered rows of four. Nancy Stahl designed and illustrated the stamps and pane. Ethel Kessler was the art director.




Eugenie Clark

May 4th - Affectionately known as the “Shark Lady,” pioneering marine biologist Eugenie Clark (1922-2015) spent her career working tirelessly to change public perception about sharks as well as to preserve marine environments around the world. The stamp art features a digital collage, including a photograph of Clark and a lemon shark. Wavy blue elements in the background evoke an undersea scene. Multidisciplinary artist Amanda Phingbodhipakkiya designed and created the stamp. Antonio Alcalá was the art director.



National Marine Sanctuaries

For 50 years, U.S. marine sanctuaries and marine national monuments have protected areas with special ecological, cultural, and historical significance. Each of the 16 stamps on the pane features a photograph from a site that is part of the National Marine Sanctuary System, showcasing just some of our nation's precious natural treasures. A map of the National Marine Sanctuary System is printed on the back of the pane. Art director Greg Breeding designed the pane using existing photographs and a newly illustrated map.



Pony Cars

Aug 25th - Over the past six decades, pony cars have become a uniquely American obsession, bringing a youthful spirit to the automotive world. These stamps celebrate five iconic U.S. automobiles — the 1969 Ford Mustang Boss 302, the 1970 Dodge Challenger R/T, the 1969 Chevrolet Camaro Z/28, the 1967 Mercury Cougar XR-7 GT, and the 1969 AMC Javelin SST. The bold and dramatic artwork, painted with oils on the panel, captures the energy and mystique of pony cars. Zack Bryant designed the stamps with original art by Tom Fritz. Greg Breeding was the art director.




Elephants

This lighthearted and playful stamp celebrates America's affection for elephants. A graphic illustration of an elephant interacting with its young calf represents the loving nature of these beloved animals. Two stylized plants and a bright orange sun add whimsy and color. The elephant stamp will be sold in booklets of 20. Art director Derry Noyes designed the stamp with original art by Rafael López.



George Morrison

April 22nd - One of the nation's greatest modernist artists and a founding figure of Native American modernism, George Morrison (1919-2000) challenged prevailing ideas of what Native American art should be, arguing that an artist's identity can exist independently from the nature of the art he creates. Morrison is best known for his abstract landscapes and monumental wood collages. A pane of 20 colorful stamps showcases five of Morrison's artworks. The selvage features a photograph of the artist in his home studio.



Antonio Alcalá was the art director and designer for this stamp pane.

Mighty Mississippi

May 23rd - The Mississippi River is variously referred to as America's backbone, heart, and soul. The Mighty Mississippi release honors the big river with a portfolio of 10 photographic stamps, each representing a state along its course. On the back of the pane is a map of the central United States, detailing the river and its major tributaries. Art director Ethel Kessler designed the pane using existing photographs.



Postal Products

Customers may purchase stamps and other philatelic products through the [Postal Store](#) at usps.com/shopstamps, by calling 844-737-7826, by mail through [USA Philatelic](#), or at Post Office locations nationwide.

New Stamps - Copyright © 2022 USPS. All Rights Reserved