



Poway Stamp Club

NEWSLETTER

San Diego County's Best Stamp Collecting Club

November 8th 2023

In This Issue

- Next Club Meetings and Presentations Schedule
- Club Notes
- Holiday Party
- [Article Veterans Day](#)
- New Member Spotlight
- Members Corner: Bob McArthur
- Editors Corner: David Klauber
- Article: Bill O'Connor
- Article: Jim Grundy
- Article: Bob McArthur
- Article: Manny Marti
- Article: Jon Schrag
- Article: David Waller
- Member Classifieds
- Stamp News: Current

Poway Stamp Club Goals

To promote a closer social relationship among stamp collectors of Poway, San Diego, and vicinity, and to assist in spreading the knowledge of stamps and the pleasures derived from stamp collecting to those interested in philately.

Contact Us

Poway Stamp Club
12675 Danielson Ct #413,
Poway, CA 92064

Club E-mail

PSCphilately@gmail.com

PSC Website:

Powaystampclub.com



The Wednesday, November 8th Program will be:

UGLY Stamp Contest

See Rules at : [Ugly Stamp Contest Rules](#)

The meeting will begin with our regular Club business followed by the member presentation and a "Club Voice Sale." Following the meeting will be Member trading and socialization. Members are encouraged to bring in stamps and other items for sale or trade with other club members. This is an opportunity for all our members to sell or trade with one another their duplicate stamps.

Meeting time: The meeting will begin promptly at 6:30 PM.


Meeting Place: 12675 Danielson Court, Suite #413

(in the back of the business complex),

Poway, California 92064.

[There is NO Second meeting in November:](#)





Poway Stamp Club

2023-24 Club Meeting Schedule/Presentations:

The following is this year's meeting schedule; all events are proposed and subject to change as necessary to accommodate other events such as Auctions.

November	Nov	8, 2023	Ugly Stamp Contest
	Nov	22, 2023	No Meeting
December	Dec	13, 2023	Holiday Dinner
	Dec	--	No Meeting
January	Jan	10, 2024	Club Elections
	Jan	24, 2024	TBD – Presentation
February	Feb	14, 2024	John Richardson
	Feb	28, 2024	TBD – Presentation
March	Mar	13, 2024	TBD – Presentation
	Mar	27, 2024	TBD – Presentation
April	Apr	10, 2024	TBD – Presentation
	Apr	24, 2024	TBD – Presentation
May	May	8, 2024	TBD – Presentation
	May	22, 2024	TBD – Presentation
June	Jun	12, 2024	TBD – Presentation
	Jun	26, 2024	TBD – Presentation
July	Jul	10, 2024	TBD – Presentation
	Jul	24, 2024	TBD – Presentation
August	Aug	14, 2024	TBD – Presentation
	Aug	28, 2024	TBD – Presentation
September	Sep	11, 2024	TBD – Presentation
	Sep	25, 2024	TBD – Presentation

2023 Club Board:

President: Art Berg
V President David Klauber
Treasurer: Bill Kolb
Secretary: Trice Klauber
Board (At Large) Bill O'Connor
Board (At Large) Jim Grundy
Prev. President Thor Strom
Program Dir. Bill Wacenske

2023 PSC Club Volunteers:

Registrar: Trice Klauber
Auctioneer: Jim Grundy
Club Librarian Scott Boyd
Newsletter Editor David Klauber
Letter Contributors Jon Schrag
 Bob McArthur
 Bill O'Connor
 Manny Marti
 Jim Grundy
 David Waller
Library Rep: Bob Eygenhuysen
Opp. Drawing Scott Boyd
WebMaster David Klauber
Public Relations Valerie Merritt

PSC Representatives:

Federal Rep: Bill O'Connor
S.D. Phil. Council: Nick Soroka
Rep (Alternate) Art Berg
APS Rep Trice Klauber
ATA Rep Bob McArthur

ON PAGE 1

2023 was a big year for the Poway Stamp Club, Our club won gold for both the Website and Newsletter categories of the Star Route awards.





APS

At least Thirty-two PSC club members are also members of the American Philatelic Society. The PSC is also a member of the APS. If 33% of our members are also members of the APS the club receives a free year's membership.

Meetings

Club meetings are held every second and fourth Wednesday of each month except November & December at:

Philatelic Library
12675 Danielson Ct #413,
Poway, CA 92064

Participation

All Stamp Club members are strongly encouraged to provide input for the monthly Club newsletter. Your knowledge and expertise should be shared. Please submit items to the Club Secretary at:

PSCphilately@gmail.com

Club Website

PowayStampClub.com

You will find our activities and affiliations, interesting links, and contact information including this Newsletter's current and previous versions! Give it a try!

You can use the Web site to introduce others to our Club.

Club Notes:

1. **Book Board (5) a Huge Success** - The fifth Book Board sold **201 philatelic books and raised \$858.00** in donations for the club. That's an amazing performance with 23 individual club members purchasing books. Thank you all for your fantastic support.
2. **Local Poway Show** (New shows this year!)

SANDIPEX 2023

Nov 19

Dec 17

Free Admission! – Free Parking!
Doors Open from 10 am – 4 pm

The show, in its 23rd year, is located just 4 blocks to the north of the Philatelic Library on Poway Road. The show is held at the Benevolent and Protective Order of Elks Lodge, 13219 Poway Road Poway, CA 92064 . Ph# 714-476-3698 Email: cbcstamp@aol.com

3. **The Poway Stamp Club Takes Awards in Both of the APS Newsletter & Website Competitions** - On November 1st, the Poway Stamp Club was awarded the **Gold Medal in both 2022 American Philatelic Society (APS) Star Route Competitions**. These APS awards recognize our Website & Newsletters excellence for content and design. The Poway Stamp Club is grateful and honored and has proudly posted the Awards badge on our home page. These awards exemplify the very best that is happening out in the local stamp and postal history communities. The Editor thanks all the members who contributed to the success of our Award-winning Newsletter. Including: Bill O'Connor, Bob McArthur, Jim Grundy, Manny Marti, Art Berg, Trice Klauber, David Waller, Nick Soroka and Jon Schrag. For more information, visit the APS.



Bid/Book Board Frequently Asked Questions(FAQs) :

- You must be a paid member of PSC to buy or sell.
- You may join the PSC, contact PSCPhilately@gmail.com
- Ten percent of the sale price will go to support our club.
- Sellers may list ten items each session, Minimum bids must include local shipping.
- All unsold lots will automatically be relisted next session.
- The seller must notify us to remove a listing.
- Sellers must notify us to remove or change the listing price.
- Minimum prices of items must contain the cost to ship the item listed locally (i.e., San Diego County)
- Buyers outside of SD County are responsible for additional shipping charges.
- The Minimum prices listed on the Site are not updated, a list of the current bids will be posted "periodically" for buyers, this is not eBay.
- At the end of each session, Buyer-Sellers will be contacted and introduced via E-mail to allow the coordination of the payment and shipping.

<https://powaystampclub.com/bid-board>

4. **Re-gumming signs** – On regummed stamps, the gum tends to glob on the perforation tips and sometimes microscopically beyond them. Also, re-gummers, in order to avoid tip globing will brush the gum up to the tips leaving them un-gummed. Prior to about 1920, a light hinge mark sometimes can tell you that the stamp is original gum, as in the 20's is when collectors began to become concerned about collecting NH stamps.
5. **Imprints** – Usually refers to the name of the printer often found on the margin of a sheet of stamps or underneath the stamps. The pair of Columbians to the right has the imprint "**American Banknote Company.**"
6. **Quality Shows** – Stephen Pattillo, *P.O. Box 604, Fullerton, CA 92836, Phone: 562-694-2828* email: number1banana@hotmail.com

The "Original" Van Nuys Sunday Stampshow	Five Star Glendale Saturday Stampshow	The Quality Sunday Stampshow
Masonic Hall 14750 Sherman Way Van Nuys, CA 91450	No Location Yet	Brookhurst Community Center 2271 Crescent Avenue Anaheim, CA 92801
January dark	January	January
February 5	February	February 12
March 5	March	March 19
April 2	April	April 16
May 7	May	May 21
June 4	June	June 18
July 2	July	July 16
August 6	August	August 20
September 3	September	September 17
October 1	October	October 15
November 5	November	November 12
December 3	December	December 10

9:30 AM to 4 PM
Free Admission, Parking & Appraisals
Buying & Selling

7. **Shinplaster (paper money)** – An item of paper money or fractional currency used during the Civil war typically less than one dollar used during the times when there was a shortage of circulating coinage. A shinplaster was needed when the metal of a coin itself was significantly higher as metal than as a coin and people are incentivized to melt down the coins for their intrinsic value.
8. **Shinplaster (origin)** - Twenty-five cent banknotes were sometimes also called "shinplasters." The term shinplaster probably originated during the American revolutionary war to describe small, square patches of paper used by soldiers to cushion their shins against chafing in their boots.



Hanukkah| Forever Stamp
55c: Issue date 10/6/2020

CHRISTMAS PARTY

By: Trice Klauber

The Holiday Party – The Club has confirmed that we will be celebrating the holiday this year with a dinner/gathering. We will celebrate the holidays on **December 13th, 2023, at 6:00 pm.** A Map to the restaurant is included on the next page.



Location:

OLIVE GARDEN
11555 CARMEL MOUNTAIN RD
SAN DIEGO, CA 92128

The club pays for members who are current as of this notice. Members are responsible for their guests' expenses. The cost for each additional guest is \$25.00 as well as any alcohol purchased. All Alcohol must be purchased at the bar. Please look at listed menu items below as these will be available for you to choose from our menu. All dinners include bread sticks, soup or salad, soft drinks. You may select from the following entrees:

- **Spaghetti and Meatball**
- **Fettuccine Alfredo**
- **Shrimp Scampi**
- **Lasagna Classico**
- **Eggplant Parmigiana**
- **Chicken Alfredo**
- **Chicken Parmigiana**
- **Tour of Italy**

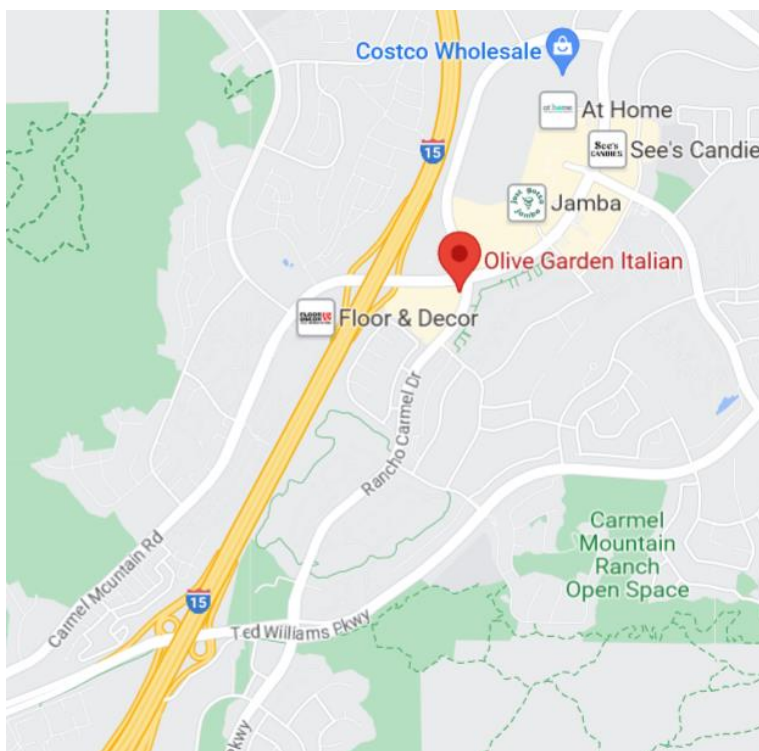
A dessert will also be provided.

Trice is now accepting RSVP's and collecting for Guest meals, your cooperation on guest pre-payments prior to the event is greatly appreciated.



However, at-the-door guest payments will be accepted. A count of those planning to attend is needed by December 1st.

As we will have space limitations at this location, we will not have a prize raffle. We will enjoy our holiday dinner with our fellow Poway Stamp Club members.



Map
Olive Garden, Carmel Mountain Rd

**Directions: From Interstate-15, take the Carmel Mountain Road exit. Turn East.
The restaurant is on the corner of Carmel Mountain Rd and Rancho Carmel Drive.**

Regards, Trice **Indysmama@gmail.com**

Elections!!

Club Elections will be held during our first meeting in January, please contact Bill O'Connor or Bob McArthur to make nominations.



THANK YOU VETERANS

Veterans Day - November 11

November 11, 2023

This Veterans Day, the Poway Stamp Club, takes pleasure in saluting those of its members and friends who have served in the armed forces of the United States. They are:

- Aviation Electricians Mate Second Class **Charles Bigler**, US Navv – Vietnam
- **Captain Ron Couchot**, US Navy
- **Captain Robert Cyboron**, US Navy (retired)
- **Corp. Eric Chaulset**, U.S. Marine Corps Vietnam
- **First Lieutenant James Grundy**, US Army – Vietnam
- **Stephen Gill US Army Specialist 5** - Germany
- **Captain Richard Gunderson** (Supply Corps), US Navy (retired)
- **Raymond Hacecky**, US Navy
- **Sonar Technician (Surface) Third Class Anthony Harman**, US Navy – Vietnam
- **Specialist Four Manuel Marti**, US Army - Vietnam
- **Lieutenant Commander Robert McArthur**, US Navy (retired) – Vietnam
- **First Lieutenant William O'Connor**, US Army – Vietnam
- **Hospital Corpsman First Class Larry Parlin**, US Navy (retired) - Vietnam
- **Aviation Electronics Technician First Class (Aviation Warfare, Surface Warfare) Teela Pongpakde** US Navy (active duty) – Iraq, Afghanistan
- **First lieutenant Jon Schrag**, US Army - Vietnam
- **Machinist Mate Second Class William Wacenske**, US Navy – Vietnam
- **Captain Jack Wadlington**, US Army - Vietnam
- **Captain Nathaniel Ward**, US Army (retired) – Vietnam
- **Captain Leo Valley**, US Air Force
- **Captain Darby Walker** U.S. Navy - Vietnam
- **Colonel Thomas Young**, US Air Force (retired) – Vietnam

Thank you for your service!

[please notify the editor regarding any omissions, errors, or corrections]





Member Spotlight!

By Newsletter Editor



The Poway Stamp Club Newsletter highlights its new members in each issue. Today's spotlight is on our newest members.

Ron Couchot
Bob MacLachlan
Jim Humphrey

We have received 3 new requests for membership which were received and granted to the following person(s):

#417 Ron Couchot of Oceanside is a collector of the Americas, Airmails, Canada, and Bermuda. Ron rejoined the club after an absence of many years. We are so glad that he has decided to join us again and be part of our growing club. Ron started back by presenting a talk on the origins of U.S. Airmail service. We look forward to having him join us at future meetings and Club events. Welcome back Ron!

#562 Bob MacLachlan of Oceanside, CA. Was presented to the Club by Art Berg. Bob is the owner of iHobb and a collector of archeological Topicals. Bob has presented this year to our club members about the latest technologies and collecting/archiving of stamp collections. We are glad to have him as a new member of our club. Welcome aboard Bob.

#563 Jim Humphery of Temecula, CA. Was presented to the Club by Art Berg. We look forward to seeing Jim at our Holiday dinner and all upcoming Wednesday meetings. It's great to have so many new members in our club. Welcome Jim!

This brings our total membership to 127. We look forward to getting together with all our new and existing members.



iHobb.com brings the world's best brands to collectors

iHobb.com

Annual Ugly Stamp Contest



The Poway Stamp Club
World Famous
Ugly Stamp Contest

Ugly Stamp Contest
Rules

Members Corner

By Bob McArthur

Don't Miss the November Ugly Stamp Contest



Soon the Poway Stamp Club will again be hosting its hugely anticipated and immensely engaging annual “Ugly Stamp Contest.” Once again, the man to beat is three-time winner Gentleman Jim Grundy, Rancho Bernardo’s finest and the envy of raconteurs from every land and clime. If you want to go up against the master, you are going to have to think outside the box because no one, and I mean no one, can find an uglier stamp on the planet. The lengths he goes to find an ugly stamp rival the dangers of a trip up the farthest reaches of the Amazon. If you think you can beat him because you think your stamp looks ugly, you can’t do it. You’ve got to find a stamp that not only looks ugly but is ugly.



Scott #948

From the US, Scott #948 glorifying the poultry industry and Scott #2521 have initiated the gag reflex in more than one collector. But if you sincerely want to win, you can’t stop just with a stamp that has a bad design or a bad story, you must find a stamp with a bad soul.



Scott #2521

I am frightened by US Scott #1083 celebrating children of the world. It is very disconcerting. What the hell is going on in this stamp? Not even the Post Office Department knew.



Scott #1083

US Scott #2164 freedom from hunger makes me want to run away. I will stop eating if that's what you want. Just don't make me look at that stamp again.



Scott #2164



Scott #2955

Then there's US #2955 which, if you look at it too long, will suck you into a political black hole. Is it the smile or is it the eyes? Finally, my ultimate candidate for an ugly stamp would be anything from any country in the world depicting the love story of King Charles and Queen Camilla.




King Charles and Queen Camilla

“Holy Cow”, but those are some ugly stamps. Alrighty then, the gauntlet has been flung down and the challenge is there. Go ye forth gentle collectors and find the stamp which will unseat the long years of unholy ugly stamp terror inflicted on us by the reign of the incumbent victor. A prize will be awarded, and mention will be made in dispatches. – Bob -

Editor's Note, See the Ugly Stamp Contest Rules at:

[Ugly Stamp Contest Rules](#)



Definitions

The following definition of EFO and other terms are here in support of the ongoing Editors Corner series on Varieties, EFO's and Counterfeits.

EFO is the shorthand for "Error, Freak, or Oddity". It's a term applied to philatelic items that were formed unintentionally abnormal.

Errors: Are usually "major" errors having catalog status where something in the process has gone entirely wrong. Examples of "errors" are consistent, unintentional deviations from the normal. Typically errors are stamps that are wrongly perforated, both between or completely imperforated, Full incorrect, shifted or omitted color(s), inverted centers or frames, multiple impressions, missing/inverted surcharges, missing or wrong watermarks or tagging and FULL stamps on either side of an interpane gutter, factually wrong or misspelled information etc.

Freaks: Also called "varieties", are generally defined as a lesser degree of production problem. Typically freaks have flaws that are not consistent or do not have catalog status.

Editors Corner

By D. Klauber

The Annoyance of Civil War Postage Stamps



During the civil war, small value coins including silver became scarce. As a result, "change" was given in United States Postage Stamps of the current denominations ranging from one to ninety cents.



Encased Postage, Ayer's Sarsaparilla, 10¢¹

In 1862, John Gault, of New York had patented a device which was able to enclose an individual postage stamp into a flat circular metal case. The open face of the case was covered by a thin sheet of mica, which allowed visibility of the stamps value, while also protecting it from wear. Typically, the reverse side carried embossed letters advertising the products of the business companies sponsoring the casings in brass.

Examples of freaks include ink smudges, off center perforation shifts, partially missing colors or partial/random color shifts, pre-printing paper folds, paper creases, over or under inked stamps, and so forth. Freaks often sell for less than their “error” counterparts. Printing plate cracks, wear and other flaws such as repairs or re-entries are freaks and not typically considered to be errors.

Oddities:

The catch-all category for anything that is left. Oddities can be subtle problems that do not have catalog status. Examples can be cancel and plate varieties, inverted USPS cancels, very minor perforation shifts, minor color shifts, etc. Most oddities are a curiosity and have lower EFO values.

There continues to be a debate about the definition of freaks vs oddities. This is one area where a classification can be a matter of personal opinion. Frequently the debate is over pre-printing paper folds and centers on how minor (oddy) or how major (freak) a fold is. As it turns out, one mans freak, is a another mans oddity.

Counterfeit, Forgery, or Fake.

Counterfeit: Fraudulent reproduction of a stamp meant to defraud the issuing authority. (Typically used as postage)

Forgery: Fraudulent reproduction or alteration of a stamp meant to defraud (not the issuing authority), In philately, forged stamps are altered to defraud the buyer.

The scarcity of silver during the civil war period was relieved further by a congressional Act of July 1862 which authorized the use of fractional currency in paper form. The National Bank Note Company and the American Bank Note Company, collaborated in the issuance of very small size notes, picturing postage stamps, and in the values ranging from five to fifty cents.



U.S. #PC1 – The first postage currency issue picturing Thomas Jefferson.

In 1861, the United States began printing paper notes to finance its Civil War operations. Since the backs of the notes were printed in green, they were commonly referred to as “greenbacks.” At first, the notes were redeemable in coins, but as the war raged on, they became merely promises of the U.S. government to pay. Since the notes had no metal money behind them as security, people began to hoard their gold and silver coins.



U.S. #PC6 – 10¢ postage currency picturing Washington.

Fakes: An imitation stamp, or reprint. There are many fakes on the market, typically sold as fakes they are rarely sold as genuine. In philately, fakes are an expression of art are not offered as genuine to defraud. (reprints may be considered fakes)

More Important Definitions

Reissues

(A reprint of a currently available stamp)

Reprints

(Copies of the obsolete originals, or previously issued. They are sold by the Government they are not classified as proofs and sometimes printed for collector's purposes only)

Special Printings

(Original plate stamps for non-postal use, while originals are still valid for postage)

Government issued

Reproductions

(Not printed from the original plates, not valid postage, considered likenesses.)
Examples US Scott 3-4

Se-tenant Pair

A planned pair, strip or block of adjacent stamps (either horizontal or vertical), which were printed from the same plate and/or sheet. The stamps must be un-separated and deliberately different from each other by design, color, denomination or overprint.

Interestingly, in locations like Nevada, the State debts and taxes could only be paid in Gold Coin and never in “greenbacks” many miners and merchants learned the hard way accepting too many of them and finding the government unwilling to accept their own currency. Prior to the issuance of the paper currency the United States Treasury had encourage the printing of postage stamps on treasury paper, with consequent public acceptance as a small currency medium of exchange, but evidently not without some initial displeasure.



U.S. #PC11 – Postage currency with five 5¢ stamps.

Scott's catalog lists several types of encased stamps at substantial prices with some of the reverse sides of casing pictured in the catalogues. Today, both the casing and fractional currencies are both rare and in short supply for collectors. There are many collectors which have a focus on United States Stamps whose collections contain not a single case or item of fractional postal currency.²

So disliked were these annoyances initially, that editorial comments from Harpers Weekly, on October 18, 1862, stated:

“The simplest way is usually the shortest and best. When the Government found it necessary to issue paper change, a plain shin-plaster was evidently the thing required. The unnecessary complication of the postage stamp upon the bills justly provoked the question of an intelligent foreigner: Can the Yankee genius, in straits for a circulation medium, devise nothing simpler than this.”

Type-Variety/Combination

Pair – An unplanned pair, strip or block of adjacent stamps (either horizontal or vertical).

The stamps must be unsevered and are different from each other by variety, meaning that at least one member of the pair/strip/block differs in some detail from the “normal” issue. The detail may or may not be an actual philatelic “error”.

”Whether postage stamps are currency or not, is a question answered practically every moment. You get your change in stamps, and you make your purchases with them. They are the meanest and most inconvenient of all substitutes for coin; but the Government, of course, had received what it considers good money for them. But now we are informed that soiled stamps will not be received upon letters, and that letters not posted with clean stamps will be sent to the Dead-Letter office.”

Harper’s went on to point out that the Government should not be allowed to repudiate its promises having made a contract with the nation and that it was a breach of trust for it not to honor its certificates. How could the government whose fault it was and after receiving due value possibly reject the soiled certificates. Harper’s additionally stated that the whole business was a botch and disgrace. Harper’s stopped bashing the system as the civil war progressed, more of the metal encased individual stamps became prolific and lessened the risk of having to use “soiled” stamps as actual postage.

Mr. Arden Simoni, one of our PSC members did a very nice meeting presentation on fractional Currency, to see these slides see: [Simoni Presentation](#)



U.S.– postage currency Courtesy Arden Simoni.

1. Stamp auction network, Schuyler Rumsey Auction stampauctionnetwork.com
2. Mystic Stamp Co. Postal Currency, <https://info.mysticstamp.com/this-day-in-history-august-21-1862/>



Member Article

By Bill O'Connor

Ireland's Fourth Basic Definitive Series of Stamps



Some time back I was asked to focus on some of the issues of Ireland. The series of 1990 which presents the "Treasurers of Ireland" seems to open the opportunity to show a wonderful view of modern Irish definitive stamps. This series of stamps shows 13 different examples of some of Ireland's impressive cultural past. These examples depict items of common, ecclesiastical, and noble connection. These original objects show the workmanship and inspiration of the country's native, Viking, and Celtic past.



1. Silver Kite Brooch

The 1 and 2 pence stamps show a silver kite brooch from Viking Dublin of the 10th Century. These brooches were practical for keeping a cloak pinned together.



2. Dunamase Food Vessel

The next two values, the 4 pence and 5 pence stamps show a Dunamase Food Vessel, dating back close to four thousand years. These pots were placed in graves and are thought to hold food for the dead.



3. Derrinboy Armlets

The next example, the 10 pence stamp, is named the Derrinboy armlets. They are made of ribbed gold and are over three thousand years old.



4. Gold Dress Fastener

The 20 pence stamp is believed to be an Irish adaptation of a Northern European fibulae. This Gold Dress fastener goes back in design to the Greeks and Romans, some 2700 years ago.



5. Lismore Crozier

The Lismore Crozier, presented in the 26 and 28 pence stamps, has a most interesting history. Believed to have been made for the Bishop of Lismore in the 11th Century, this is the only dated Bishop's staff of this period. The top of the wooden staff is covered with copper-alloy plates and embellished with silver, gold, and glass. The crozier and a bible were rediscovered hidden in Lismore Castle in 1814.

The crozier is now in the National Museum of Ireland, and the bible was donated to University College, Cork, in 2020.



6. Enameled Latchet Brooch

Another brooch, the Enameled Latchet Brooch, was made 2500 years ago; the 30 pence stamp shows this example. It is considered typical of the period and was made as a garment fastener.



7. Broughter Collar

The 32 pence stamp, shows the Broughter Collar. This object is made of beaten gold and is considered typical of this Celtic period some 2000 years ago.



8. Glennisheen Collar

The Glennisheen Collar dates over 2500 years ago. The 34, 37, 38, and 40 pence stamps were issued from 1990 to 1992. This crescent shaped item was made of gold and used more likely by a noble member of the elite class.



9. Silver Thistle Brooch

This interesting, so-called Silver Thistle Brooch is around 1000 years old. The 41, 44, and 45 pence value stamps were also issued from 1990 to 1992. The name thistle was applied to this item due to the similarity of the thistle flower on parts of the design.



10. Broighter Boat

The Broighter boat depicted is a golden model of an ancient Irish boat that might have sailed as far away as the Americas. St. Brendan, an Irish monk, is believed by some to have crossed the Atlantic Ocean in such a vessel. The 50 and 52 pence stamps show this rather odd-looking vessel.



11. Ardagh Chalice

The Ardagh Chalice, one of Ireland's truly great treasures is now housed in the National Museum. It was discovered in a potato field in Ardagh, county Limerick in 1868. A religious relic of superb craftsmanship, it has inspired many reproductions worldwide. The one-pound stamp shows only the one side of the Chalice. The bottom of this item is superbly crafted as well.



12. Tara Brooch

Another great treasure, the “Tara Brooch”, is not really associated with the Tara Hill of ancient Irish royalty. It was discovered around 1850 in county Meath. An American jeweler, George Waterhouse, used this very high work of art to promote Celtic Revival artwork of the late 19th Century. In viewing the 2-pound stamp one can see the fine precision associated with this work of art.



13. St. Patrick's Bell

The final stamp in the series is the 5-pound St. Patrick Bell Shrine. The shrine supposedly held the Bell of St. Patrick. The bell is very simple compared to its holder. This ornate Shrine was held by a couple of families that showed the line of succession for hundreds of years, which is quite unique in Ireland tracing ownership of such historic value. The National Museum of Ireland is the final resting place for this unique item.

Notes.

The Postage Stamps of Ireland by An Post, 1992 is a fine publication of Irish stamps for 70 years;1922-1992. Scott and Hibernian catalogues were also used, but very little information concerning the specific stamps was available. The National Museum of Ireland has a useful website concerning many of its greatest treasures.

Many of the original drawings by Michael Craig were used by Q Design for this series.

Regards,
Bill



Bill O'Connor is one of the Newsletter Authors recognized by the APS.

Every Cover



Tells A Story

Member Article

By Jim Grundy

Every Cover Tells a Story



This cover tells a story and asks a question. Here is an awesome cover owned by Poway Stamp Club member Bob McArthur. There are ten stamps from the 1893 Columbian Exposition Issue present on the cover. The \$1.26 in postage more than covers the Register Letter fee and postage to Germany. On March 13th, this cover was sent from New York City and was later received in Naumburg, Germany on March 23, 1893. That should tell the entire story of this cover, but it doesn't. At first glance, it appears that the cover has a complete run from the one cent to the fifty cent stamp. But a closer look poses a question. The question is where is the eight cent Columbian stamp? Scott #236 is missing! Let's see if we can find out why the eight cent stamp is absent from the rest of the stamps.



Looking back at the 1893 Columbian Exposition stamps, I tried to remember if any eight cent stamps existed.

I can recall twelve, twenty-four, and ninety cent stamps. There was even a seven-cent stamp in the 1870-71 issue but not an eight cent stamp. The first eight cent stamp, according to the Scott Catalog numbering system, was Scott #225 from the 1890-93 issue. This stamp was issued to provide a stamp for the new eight cent registry fee that was to go into effect on January 1, 1893. A note with the #225 in the Scott Catalog indicates that this eight cent stamp wasn't issued until March 21, 1893!

The January 1, 1893 date made me think. I always believed that the First Day of Issue for the Columbian stamps was January 1st or 2nd. That is only partially true. Because the 8, 15, 30, 50 cent plus the \$1, \$3, \$4, and \$5 stamps all have earliest use dates after January 11th. In fact, the earliest known use date for the eight cent Columbian stamp is March 18, 1893! This date is important.

Let's review what we found. The Post Office would issue its first two eight cent stamps to provide a stamp for the new Registry fee that was to go into effect on January 1, 1893. However, neither of the two stamps was available on January 1st. In fact, they weren't available until the middle of March. The key date is the earliest known use date for the eight cent Columbian stamp of March 18th. This date provides the answer to why the eight-cent stamp was not on the cover with the other Columbian stamps. The postmark on the cover reads March 13, 1893. That is five days before the earliest use date of the stamp. The stamp wasn't available!

Typically, a stamp is just a means of getting a letter from one place to another. The Columbus stamps changed that. This cover illustrates just a part of what the Columbian Exposition Issue stamps did for stamp collecting. The 1869 stamps that were issued by the Post Office Department showed a drastic change of the subject material. There were boats, trains, and multi-colored stamps with inserts. Before this issue, and unfortunately after this issue, stamps were just pictures of presidents or patriots. The thirteen stamps of Columbian Issue told a story, the story of Columbus. Eight of these stamps were issued on the same day. You could get a First Day Cover. If you got your stamps at the Exposition, you could have them canceled with the special Exposition Station cancel. The ideal cover would have a first day of issue Exposition cancel.

Along with the start of first day covers and Exposition cancels, this stamp issue started a philatelic cover trend. This cover carries \$1.26 postage which is much more than required to send the envelope to Germany. This cover was meant to be a show piece. If you look at the cover, you will see that it is unopened. This is an indication of a philatelic cover. The success of this issue gave birth to the special stamps and cancels that would be issued at future expositions. The larger size of the stamp was also unique. They started a precedent in stamp size that is still in use today.

Jim -





Poway Stamp Club

Member Article

By Bob McArthur

More on Japanese Postage Stamp Forgeries



Several years ago, I wrote a brief article for the PSC Newsletter on an easy way to identify some Japanese forgeries. Several forgers worked usually hidden lettering into their designs saying that the stamps were “specimens” or “examples.” The article is available in the newsletter archive on the club website.

Unfortunately, most Japanese forgeries are not that easy to identify. If you have any Japanese stamps with Scott number of 1 through 60, there is a greater than 9 out of 10 chance that it is a forgery. The odds are better when you look at the Old Koban Series (Scott numbers 61-71). Here there is only a one in ten chance that your stamp is a forgery.

This series also has “signed forgeries” (see above) but it also has some easily identifiable fakes if you know what to look for. Examine the image below.




1. Look at the cancellations. See how crisp and sharp some of them are. These were printed on a press and not hand stamped the way an actual cancelled stamp would be. Hand stamps always appear very black, very crude, and are often smudged or worn.
2. Look at the cancellations. Notice that they often appear in a corner. This was to allow the forger to cancel four stamps with one cancellation.
3. look at the cancellations. Notice that sometimes the cancellation stops before the edge of the stamp. This is great with cancelled stamps, but what about mint or unused stamps.

1. Look at the character of the printing. The Old Koban series were engraved stamps. The printing is very sharp. Most of the forgeries were produced by offset lithography. They have a rubbery almost cloudy appearance. See the stamp below for an example.
2. Look for obvious mistakes such as the word “TOST” instead of “POST.”



Photo credits: Robert McArthur



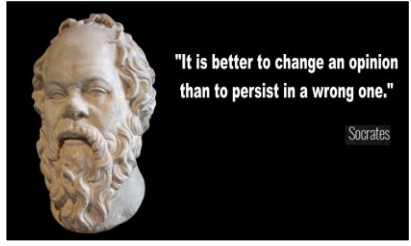
Member Article

A Disturbing Trend



By Robert McArthur

Anyone who collects postage stamps and spends any amount of time on eBay looking at stamps has probably encountered common and ordinary stamps being offered for astounding amounts of money. Take for instance Scott #807. This is the three-cent issue from the Presidential series of U.S. definitive stamps popularly referred to as the “Prexies.” Number 807 is a three-cent purple stamp bearing the image of Thomas Jefferson, the third President of the United States. The stamp was used to pay the first-class rate from 1938 to 1954. It is one of the largest stamp issues in terms of numbers printed in U.S. postal history. You can buy it used for less than fifty cents. Why then are numerous sellers on eBay offering used copies for sale at prices ranging from \$500 to \$4000? These people must know what they are doing. Then again what collector would pay this amount for a stamp? What kind of a business model is this? Why does eBay put up with it? Why haven’t we heard from the American Philatelic Society and the American Stamp Dealers Association on this issue?



Member Article

By Manny Marti

Doane Cancels



The name “Doane” honors Edith R. Doane a Postal Historian who became interested in these early 20th Century Handstamps in the 1950's. She published her first findings in 1978.

Doane cancels were the first USA Government Post Office attempt to improve the legibility of the town postmark

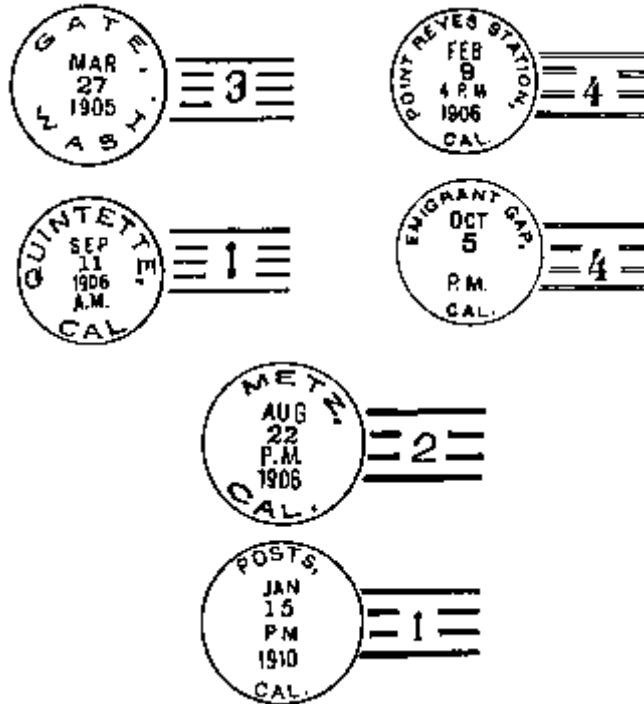
The first 500 Type 1 experimental Doanes were issued in the first half of 1903. They were very successful and led to the adoption for this type of postmarking for the smaller 4th class post offices, including U.S. possessions. Most of these were issued to Post Offices where the receipts did not exceed \$500 in a year. They were issued to both new and existing Post Offices requesting new supplies. Some were issued to larger 2nd and 3rd class Post Offices when requested by their Postmasters.

Type 1 Doane Cancels have 5 bars with a number in them. They were issued from Aug. 28, 1903 to Sep. 28, 1903 for just one month. Approximately 1600 Type 1 Doane Handstamps were issued including the 500 Experimental Post offices.

Type 2 Doane Cancels have 2 sets of railroad track type bars with a number in them. They were issued from Sep. 29, 1903 until Jun. 30, 1905. Approximately 17,500 Type 2 Doane Handstamps were issued.

Type 3 Doane Cancels have 4 solid bars like a standard 4-bar handstamp cancel with a number in them. Sometimes they are very hard to see because of the green colored stamps of the period. They were issued from Jul. 1, 1905 until the fall of 1906. Approximately 12,000 Type 3 Doane handstamps were issued.

Shown below are the 3 Types of Doanes



LINN'S STAMP NEWS May 1984 announcement on the passing of Edith Doane

MAY 28, 1984 LINN'S STAMP NEWS 63

Leading U.S. postal history researcher Edith Doane dies

A leading researcher of U.S. postal history, Edith K. Doane, died Dec. 28, 1981, at age 86 at South Shore Hospital in South Weymouth, Mass.

Miss Doane had been suffering from Alzheimer's disease and had been in a nursing home in Hanover, Mass., for three years prior to her death.

She was probably best known for her research into fourth-class post office markings, which now are known as Doane cancels.

Postmasters of fourth class post offices, the smallest classification of the U.S. Post Office Department, were paid in relation to the amount of mail they handled. The canceling devices they used from 1863-15 showed numbers in the latter half corresponding to the postmaster's level of compensation. The numeral "1" stood for \$100 "2" for \$200 and so on.

Born in Dorchester, Mass., Miss Doane became interested in philately around 1920 and began collecting Egypt. Her involvement in Boston philatelic organizations brought her into contact with Dr. Howard K. Thompson, who nurtured her interest in postal history.

She studied county and postmaster markings and, beginning in 1926, rural free delivery. After moving to New Jersey in 1924, she became interested in weather forecast backlashes.

Her first philatelic article appeared in 1924, and she contributed to the *Postal History Journal of London*, *Postal History Journal of the Postal Society of the American* and *American Philatelic Congress Books of 1961, 1963 and 1971.*

Miss Doane was one of the charter members of the New Jersey Postal History Society when it formed in 1973.

Turning to the field of foreign postal markings, she wrote an article titled "The Mileage Postal Markings of Great Britain and Ireland 1784-1820" for the 41st Congress Book of 1973.

Her previous Congress Book articles had dealt with rural free delivery from 1869-1904 and transmission of daily weather bulletins by the U.P.O.D. The latter article and the 1975 effort both earned Miss Doane the Walter E. McElroy award from the APC for best article in that issue of the Congress Book.

The APC also gave her its John Hunt award in 1983 for best presentation of its website forum and the Eugene Klein memorial award in 1987 for best article published by an APC member.

In 1973, her research was published in book form in *County Systems of R.F.D., Postboxes and Postal Markings of the 47 Earliest Systems Established in 23 States December 30, 1859-June 30, 1963.*

One of her New Jersey associates said she remained active in seeking data on postmaster and county cancels to the late 1970s.

In her posthumous file, Miss Doane worked for more than 25 years in advertising and publicity in Boston. Involuntarily, she worked for the Massachusetts Safety Council and Massachusetts Registry of Motor Vehicles. Later, she performed similar duties with the New Jersey State Safety Council.

Miss Doane is survived by her nephew, William B. Cary Jr. of Hanover, Mass. ■

New books: Doane markings of the 1900s

Doane cancels are a style of United States duplex postmark produced by hand-stamping devices, used by small post offices in the early 1900s. A Doane cancel is

ing is already sold, so those who want copies should order promptly. Herbeck's compilation lists more than 15,000 Doane markings arranged alphabetically.

The U.S. possession section is followed by Doane markings for officers with various missing geographic or other features. That includes post office names with the words "Springs," "Park" and "Islands," and many more names, such as "Isle," "Islands," "wharfs" and "wharves."

Larger post offices could use the Doane-type device, and numbers as high as 18 (Eagle Pass, Texas) were used in the letters, one I placed on a century ago through the Herbeck listings.

Doane numbers larger than five are uncommon. Figure 2 shows markings of Massachusetts, Ind., Doane from postmarks received by John Becker. The markings re-

presented in the book are in the form of a "11" or "12" arrangement between \$100 and \$200, and so on. Smaller fourth-class post offices, including newly opened ones, customarily used the Doane number stamp device. These offices did no more than \$500 of business in a given year.

Postal History

By Richard B. Graham

disappearable by the number set into its killer bar section. The postmarks around the names of Edith B. Doane, who started something like about three years ago. Another early distinguished postmark functioned, Ed Doane, called the markings "Doanes," after Edith Doane, and the term became widely accepted.

Two new compilations of Doane markings arrived at my desk recently. One, Richard W. Herbeck's *United States Doane*, provides a pioneering listing of Doane from all states, territories and possessions. The other, Bart Kilgus' *Ohio Doane Cancels*, Revision No. 2, is a more detailed compilation of Doane used in Ohio.

Herbeck's work, a card-covered, news-bound volume with 224 800-by-11-inch pages, is available from LaPorte Publications, Box 135, Lake Oswego, Ore. 97034, at \$27.50 postpaid. More than half of the cen-

Hebeck offers an excellent 14-page introduction that explains the listings and the reasons for the issuance of the Doanes, which were rubber-stamp-style duplicated postmarks. He has divided the Doane into three types, as shown in Figure 1.

Figure 1 has five bars. Type 1 has only four bars, the bars consisting of two lines each with space between. The type 1 Doanes have four solid bars.

Herbeck notes that the stamp types were issued during 1905-06 in the numerical order assigned. Although, of course, markings of all the types remained in use for many years after Doane devices were no longer being furnished.

Herbeck also explains that the numbers in the killer bars represent the kind of business done by the post office that were used the hand-stamps in the year previous to their issuance. The numbers represent hundreds of dollars, which is

Figure 1. Examples of three Doane postmark types. The type 1 example, used at Mahanville, Ind., is unspaced. The "1" is omitted, usually by name or territory, with listings for possession appendices.

Daily, while the 51 known Alaska Doane are listed with the name, the single Hawaii Doane is listed under "I.E. Possessions" following the name. The section lists one Hawaiian, one Samoan and seven Puerto Rican Doane cancels.

Figure 2 shows markings of Massachusetts, Ind., Doane from postmarks received by John Becker. The markings re-

presented in the book are in the form of a "11" or "12" arrangement between \$100 and \$200, and so on. Smaller fourth-class post offices, including newly opened ones, customarily used the Doane number stamp device. These offices did no more than \$500 of business in a given year.

Other writers dealing with the subject have stated that either the date, the Doane number or the cancellation bars themselves could remain with respect to the rest of the device.

From the markings used in Figures 3 and 4, it may be noted that the date legs pro-

vided the date, the Doane number or the cancellation bars themselves could remain with respect to the rest of the device.

From the markings used in Figures 3 and 4, it may be noted that the date legs pro-

Figure 2. Two Massachusetts, Ind., Doane, the bottom one showing the effect of wear. The killer bars show how early a type 2 Doane marking can be mistaken for a type 1.

Figure 3. South Euclid, Ohio, Doane postmarks with what look like retained date portions or inverted killer bars.

Figure 4. Examples of two Doane markings with heavy one and type 3 Doane markings.

Other writers dealing with the subject have stated that either the date, the Doane number or the cancellation bars themselves could remain with respect to the rest of the device.

Figure 1. Examples of three Doane postmark types. The type 1 example, used at Mahanville, Ind., is unspaced. The "1" is omitted, usually by name or territory, with listings for possession appendices.

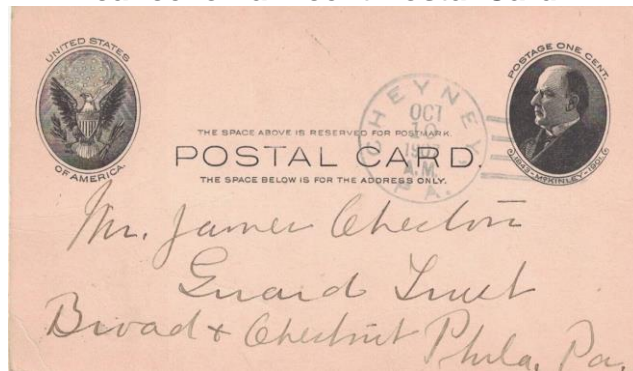
Figure 2. Two Massachusetts, Ind., Doane, the bottom one showing the effect of wear. The killer bars show how early a type 2 Doane marking can be mistaken for a type 1.

Figure 3. South Euclid, Ohio, Doane postmarks with what look like retained date portions or inverted killer bars.

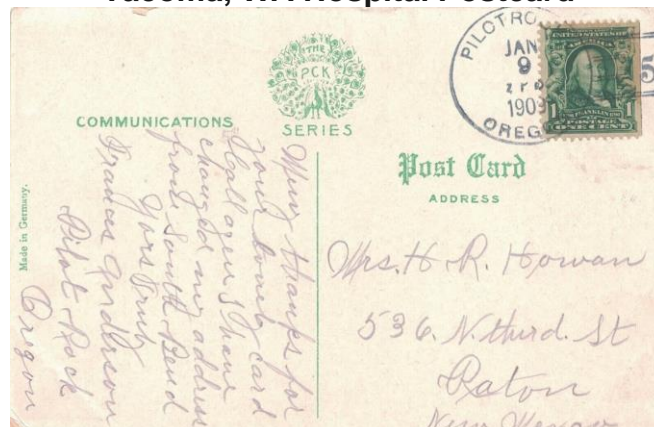
Figure 4. Examples of two Doane markings with heavy one and type 3 Doane markings.

Most Doane cancels are found on PPC(Picture Post Cards) and or Post Cards with the occasional cancel on envelopes. Examples below.

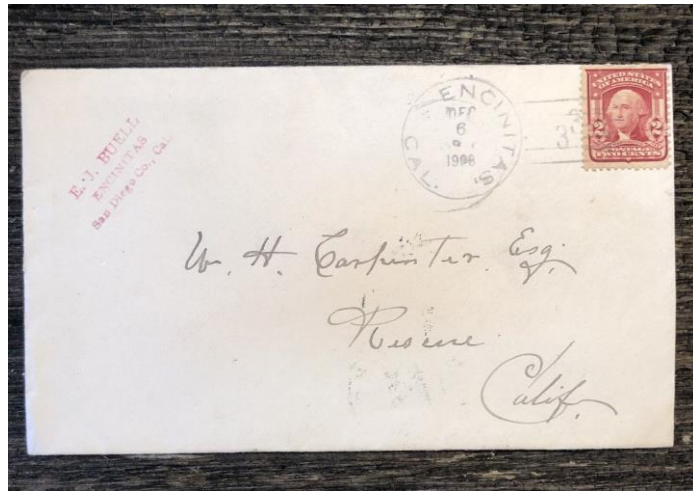
1907 Cheyney, Pennsylvania Doane type 2, numeral 3 (2/3) cancel on a 1-cent Postal Card



1909 Pilot Rock, Oregon Crisp Doane (2/5) Cancel on Tacoma, WA Hospital Postcard




**Encinitas, CA, San Diego Co Dec 1908 Doane 1/3 cancel
Last Known Use**



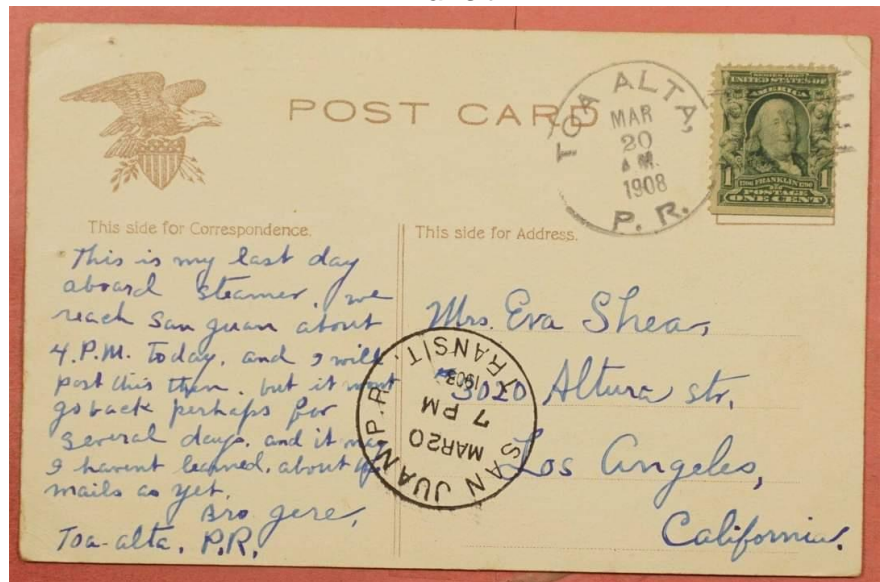
**Back of cover with an additional Doane receiver from
RESCUE, CA.**



**TWO SCARCE DOANE CANCELS FROM PUERTO RICO
Mailed from Island of Culebra, PR to Springfield, Ohio April 2,
1907**



Mailed from Toa Alta to Los Angeles, CA with San Juan, PR Transit



With the exception of the Puerto Rico Doane cancels, the rest are in my collection. That's it on my story about Doane Cancels. Good luck and Happy Hunting.



**Stamp Collecting:
Alive and Well
In the 21st Century**

Member Article

By Jon Schrag

Caveat Emptor



MNH-VF , Exceptional, Extremely Fine. Perfect. Post Office Fresh, spotless, Rated 100, pure white gum, flawless, extremely rare, rare, most unusual, seldom offered, signed x, perfect gum, never hinged, APS certificate, fresh gum, Philatelic Foundation Certificate, MNH-XF, award winning, classic, premium.

Caveat Emptor (more)

Near perfect, appears MNH, minor flaws, few bent perfs, minor tropical stain, as usual a few normal faults, hard to find, seldom offered, small tear, nibbled perfs, missing one perf, possibly regummed, needs research, possible fake, inspect carefully, sold as is, not original stamp on cover, possible fake, unintelligible postmark, normal wear and tear, repaired professionally, great bargain, special sale, big discount. Rarely seen, discolored gum, slight fading, color missing, color error, inverted center, possible printer's waste, unlisted in Scott, some fading, minor color fading. Terrific bargain.




Member Article

By David B. Waller


1934 National Parks Series Vignette Images




Some of you may know that the images on many stamps are reproduced from sculptures, paintings, and photographs. The 1934 National Parks Series vignettes were no exception. While there were several proposed frames (Figure 1) that surround the central vignette, the vignettes themselves were created from black and white photographs (Figure 2). However, if you look closely, you can see some things that have been removed or added by the engravers. Consequently, the images created on the printing plate are not exact reproductions of the images in the photographs.




A



B



C



D

Figure 1: Four different vignette frames proposed for the 1 cent National Parks series showing “El Capitan” from Yosemite National Park (Stampsmaerter.org). **A)** shows an upper caption “U.S. Postage” and a title “El Capitan” at the base; **B)** shows a vignette with substantially more of the El Capitan image within the frame, a title of “El Capitan” and a lower caption “U.S. Postage”; **C)** shows an upper caption “U.S. Postage” and the title “Yosemite” at the base; and **D)** shows the title “Yosemite” at the base and a lower caption “U.S. Postage”. The selected final version is very similar to D, see Figure 3 below.




Figure 2: Example of the black and white photos (~2.5 x ~3.0 inches) used to create the engravings of the 1934 National Park Series. This photograph shows the iconic image of El Capitan, which was selected for the one cent denomination of the Series, Scott no.: 740.

The photographs provided here were likely samples created from larger format negatives having greater detail that were used by the engravers. The figures that follow compare these sample black and white photographs with the stamps produced from those engraved images for each of the denominations in the series. I have identified some obvious differences, but I’m sure with further inspection you will be able to find many more.




Figure 3: Comparison of the black and white photo on the left and the engraving of the one-cent 1934 National Park Series stamp, Scott no.: 740, on the right showing an image of “El Capitan” in Yosemite. The engraved image is not an exact reproduction of the image in the photo. Because printing from a negative can result in minor cropping of the photographic image, areas along the perimeter edges could be missing in the print but present in the negative. Consequently, these areas that appear in the engraving and not in the photo were likely observed in the negative. Further, over-exposure or under-exposure can make certain areas in the print difficult to see yet they would be clearly visible in the negative.



Figure 4: Comparison of the black and white photo on the left and the engraving of the two-cent 1934 National Park Series stamp, Scott no.: 741, on the right showing an image of the “Temples of Deva, Brahma and Zoroaster” and Bright Angel Canyon in the Grand Canyon National Park. Some minor cropping can be seen in the photographic image along the left side indicated by the arrow on the stamp engraving (*i.e.*, about one-eighth of the left side of the engraving does not appear in the photograph) and a portion of the skyline did not develop well in the photograph.



Figure 5: Comparison of the black and white photo on the left and the engraving of the three-cent 1934 National Park Series stamp, Scott no.: 742, on the right showing an image of Mt. Ranier from Mirror Lake in Mt. Ranier National Park. Some minor cropping can be seen along the top (*i.e.*, the peak of Mt. Ranier is cut-off) and left side in the photographic image (*i.e.*, a second tall tree is present in the engraving not visible in the photograph).




Figure 6: Comparison of the black and white photo on the left and the engraving of the four-cent 1934 National Park Series stamp, Scott no.: 743, on the right showing an image of “Cliff Palace” at Mesa Verde National Park. Some minor cropping can be seen along the left side and there is some over development of the upper portion of the cave ceiling in the photograph, which can be more clearly seen in the engraving.




Figure 7: Comparison of the black and white photo on the left and the engraving of the five-cent 1934 National Park Series stamp, Scott no.: 744, on the right showing an image of “Old Faithful” Geiser erupting in Yellowstone National Park. Some of the finer details of the geiser plume are not as clearly visible in the photographic image as they might be in the negative and reflected in the engraving.




Figure 8: Comparison of the black and white photo on the left and the engraving of the six-cent 1934 National Park Series stamp, Scott no.: 745, on the right showing an image of “Crater Lake” in Crater Lake National Park. There is some cropping apparent on the left side in the photograph. Notice that only the slightest portion of the tallest tree is present in the photograph, yet a significant portion of this tree appears in the engraving.




Figure 9: Comparison of the black and white photo on the left and the engraving of the seven-cent 1934 National Park Series stamp, Scott no.: 746, on the right showing an image of “Great Head” a rocky promontory in Acadia National Park. While it appears that the engraver took some license by including a ship in the distance, this ship is actually present in the negative. There is some cropping along the top of the image in the photograph (*i.e.*, the top of the small tree perched on the rocky cliff is missing in the photograph).





Figure 10: Comparison of the black and white photo on the left and the engraving of the eight-cent 1934 National Park Series stamp, Scott no.: 747, on the right showing an image of the “Great White Throne” in Zion National Park. Some minor cropping can be seen on the top in the photographic image and there may have been some over development of the valley floor interfering with the visibility of the path/road in the foreground visible in the engraving.




Figure 11: Comparison of the black and white photo on the left and the engraving of the nine-cent 1934 National Park Series stamp, Scott no.: 748, on the right showing an image of Mt. Rockwell from Two Medicine Lake in Glacier National Park. Some minor cropping can be seen along the left and right side in the photographic image. In addition the two individuals in the bottom center were removed.




Figure 12: Comparison of the black and white photo on the left and the engraving of the ten-cent 1934 National Park Series stamp, Scott no.: 749, on the right view showing an image of Mt. Le Conte in the Smokey Mountain National park. Some minor cropping can be seen along the top and left side in the photographic image and the skyline is under developed (*i.e.*, a third set of mountain ranges can be seen in the distance in the engraving that is absent in the photograph).

So why were the two individuals in the 9 cent stamp removed? It could have been for aesthetic purposes, since there were no individuals depicted in the other stamps in the series. However, it was likely because of a long standing rule that living individuals cannot be portrayed on United States stamps. This decision dates back to 1792 when Congress argued that to place the image of a living President on currency would be monarchical. This rule was then applied to the first stamps issued in 1847. Following the Civil War Congress embraced a supporting argument that, had living persons been allowed to appear on U.S. currency, stamps and banknotes, it would have been possible to depict U.S. citizens who would go on to become traitors to the nation.

I hope you enjoyed this little bit of history.



CLASSIFIED

Ads



iHobb.com brings the world's
best brands to collectors



iHobb.com

iHobb.com

So. Cal's first choice for collecting
supplies. Order online, or visit our
warehouse in Oceanside
Monday-Friday 8-4
1684 Ord Way, Oceanside
800-978-5333 760-724-2332

Member Classifieds

*If you would like to have a Free advertisement in the PSC
Newsletter, please email: PSCphilately@gmail.com*

For Sale:

For Sale: Want lists serviced for stamps of Puerto Rico. Fill holes in your collection with mostly lower catalog-value stamps. See Bob at a PSC meeting or call 858-278-7873 Bob Schappelle

For Sale: Worldwide sets, Singles, and Souvenir sheets. Sixty percent off Catalog to all Club Members. Offer valid anywhere you see me.
Phone: 714-476-3698 Email: CBCSTAMP@AOL.com.
Chuck Bigler.

For Sale: Stamps at Bargain Prices, See my Stock. By appointment so please call to set up a time. Home Phone: 858-271-0262 Mobile Phone: 858-449-3047 Al Kish

Bargain Lists:

You May see the most current Lcstamps lists on our Club Webpage at"
<https://powaystampclub.com/lc-corner>

**Complete your U.S. and
International Stamp Collections**
• Country Price Lists • Collections • Mixtures • Special Offerings
www.Lcstamps.com
(60+ years of serving the stamp hobby)

Wanted:

Wanted: U.S. Columbian issue stamps with fancy cancels. Top prices paid.
Contact West Virginia Bob McArthur at rmatsukasa@gmail.com or 1-858-486-9932.

Wanted: All Vietnam. Stamps and covers. Ready to trade or buy outright?
Contact: jschrag1@san.rr.com

Wanted: Puerto Rico Town cancels. Bring to a meeting. Will trade or buy?
See member M. Marti PSC # 410.

Wanted: Used/New Scott's Specialized Color Guide for United States Stamps, Spiral-bound with color chips. Will trade or buy? See member D. Klauber PSC #454

STAMP NEWS



U.S. Postal
Service Reveals
More Stamps

Stamp News 2023



The 2023 stamp program features a broad range of subjects and designs. These miniature works of art highlight our unique American culture and offer a broad selection for those looking to collect stamps or send their mail around the nation or the world,” said USPS Stamp Services Director William Gicker.

OSIRIS-REx stamp

The United States Postal Service has announced details regarding the Sept. 22 first-day ceremony for the nondenominated (66¢) forever stamp commemorating the OSIRIS-REx spacecraft and its planned return to Earth in late September with samples from the asteroid Bennu.



According to an Aug. 17 Postal Service press release, the stamp will be issued Friday, Sept. 22, at 11 a.m. local time (Mountain Daylight Time) at the Clark Planetarium, 110 S. 400 W., in Salt Lake City. Robert Raines, vice president of business solutions for the USPS, will serve as the dedicating official.

Snow Globes – Beloved by children and adults alike, snow globes can be miniature works of art, kitschy souvenirs, or anything in between. Celebrating the spirit of the holidays, the Postal Service captures the playful pleasure of Christmas snow globes on four new stamps. Painting in oil, the artist created spherical snow globes featuring icons of the season: a snowman wearing a jaunty red-and-white scarf; Santa Claus on a rooftop preparing to climb down the chimney; a reindeer standing in a snowy forest; and a snowy tree decorated with colorful ornaments. Art director Derry Noyes designed the stamps with original art by Gregory Manchess.





Piñatas! Forever stamps - The United States Postal Service has kicked off Hispanic Heritage Month with new festive piñatas stamps. **The stamps come in four designs – two donkeys and two seven-pointed stars** – which honor the traditional Mexican fiesta favorites **ROSWELL, NM** — In a colorful nod to Hispanic Heritage Month, which runs from Sept. 15 to Oct. 15, the U.S. Postal Service (USPS) released a new set of Piñatas! Forever stamps. The debut took place at the 36th Annual Piñata Festival, featuring four designs—two donkeys and two seven-pointed stars—commemorating the cultural favorite of traditional Mexican fiestas. This marks the third consecutive year that USPS has issued Hispanic-themed stamps. Last year, the organization launched Mariachi stamps, and in September 2021, it issued Day of the Dead stamps.



Thinking of You Aug. 11- Capturing the excitement and delight of receiving a card in the mail meant just for you, Thinking of You features five stamps in a pane of twenty and a host of die-cut, self-adhesive messages — perfect to accompany letters or cards sent to brighten someone’s day. Each stamp is designed in fun colors with different whimsical images, including flowers, balloons, cute animals, sweet treats, and symbols of good luck. Words of encouragement and thoughtful affirmations surround the stamps on the pane. Art director Greg Breeding designed the stamps with original artwork by Ellen Surrey.

Postal Products

Customers may purchase stamps and other philatelic products through the [Postal Store](https://www.usps.com/shopstamps) at [usps.com/shopstamps](https://www.usps.com/shopstamps), by calling 844-737-7826, by mail through [USA Philatelic](https://www.usps.com/usa-philatelic), or at Post Office locations nationwide.

New Stamps – Copyright © 2023 USPS. All Rights Reserved