



# Poway Stamp Club

## NEWSLETTER

*San Diego County's Best Stamp Collecting Club*

October 13, 2021

### In This Issue

- Club Meetings and Presentations Schedule
- APS Circuit List (Oct.)
- Notice: Holiday Party
- Club Notes
- Ugly Stamp Contest
- Member Spotlight
- Article: "Editors Corner"
- American Topical Assn.
- Club Contest
- Article: Bill O'Connor
- Article: Bob McArthur
- Article: Sheryll Rucker
- Member Classifieds
- Stamp News

### Poway Stamp Club Goals

To promote a closer social relationship among stamp collectors of Poway, San Diego and vicinity, and to assist in spreading the knowledge of stamps and the pleasures derived from stamp collecting to those interested in philately.

### Contact Us

Poway Stamp Club  
12675 Danielson Ct #413,  
Poway, CA 92064

### Club E-mail

PSCphilately@gmail.com

### PSC Website:

Powaystampclub.com  
Powaystampclub.org

### PSC Bid board:

Powaystampclub.com/bid-board

### Next Meetings:

The Wednesday October 13<sup>th</sup> program will be:



### **Club Donations Voice Sale/Circuit Book and Member Trading Extravaganza!**

Meeting time: The meeting will begin promptly at 6:30 PM.


Meeting Place: 12675 Danielson Court, Suite #413 (in the back of the building), Poway, California 92064.

Please remember to bring your badge.

The meeting will begin with our regular Club business including the Club drawing, followed by a "**Club Donations Voice Sale**". If you wish to preview these lots, they will be available at 5:30 p.m. in the Library prior to the Wednesday meeting. Following the sale the meeting will progress with the distribution of APS circuit books. Club members who do not wish to participate in the circuit books are encouraged to bring in stamps and other items **for sale or trade** with other club members. This is an opportunity for all of our members to sell or trade with on another their duplicate stamps.

### At our Second October 27<sup>th</sup> meeting:

Our program will Highlight The **ANNUAL UGLY STAMP** Contest!



**2021 PSC Club Officers:**

President: Art Berg  
 V President David Klauber  
 Treasurer: Bill Kolb  
 Secretary: Trice Klauber  
 Board (AL): Bill O'Connor  
 Board (AL): Scott Boyd  
 Prev. President Thor Strom  
 Program Dir. Bill Wacenske

**PSC Club Volunteers:**

Registrar: Trice Klauber  
 Auctioneer: Duane Pryhoda  
 Asst. Auctioneer Jim Grundy  
 Club Librarian: Scott Boyd  
 Newsletter Editor D. Klauber  
 Newsletter Cont. Jon Schrag  
 Bob McArthur  
 Bill O'Connor  
 Phil/Lib Rep: Bob Eygenhuysen  
 Opp. Drawing Scott Boyd  
 WebMaster Flash

**PSC Representatives:**

Federal Rep: Bill O'Connor  
 S.D. Phil. Council: Nick Soroka  
 Rep (Alternate): Art Berg  
 APS Rep Trice Klauber  
 ATA Rep Bob McArthur

**Stamp on Page 1**

The stamp on page one is 505 pair error 5c & 2c Perf 11, Rose 1917-1919. This stamp is considered rare. The MNH value is \$625.<sup>00</sup>. The U.S. #505 is a 5¢ stamp mistakenly printed with 2¢ stamps, meaning it received the wrong ink color (rose instead of blue). This scarce color error makes a neat addition to any U.S. collection. (Photo Courtesy D. Klauber)

*2021/22 Club Meeting  
 Schedule/Presentations:*

The following is this year's proposed meeting schedule; all events are proposed and subject to change as necessary to accommodate other events such as Auctions etc.

October	Oct	13, 2021	<b>Circuit (APS) Voice Sale</b>
	Oct	23, 2021	<b>Dennis Curry Cons. Sale</b>
	Oct	27, 2021	<b>Ugly Stamp Contest</b>
November	Nov	10, 2021	<b>Circuit (APS) Voice Sale</b>
	Nov	--	<b>No Meeting</b>
December	Dec	08, 2021	<b>Holiday Dinner</b>
	Dec	--	<b>No Meeting</b>
January	Jan	12, 2022	Circuit (APS) Voice Sale
	Jan	26, 2022	TBD - Presentation
February	Feb	09, 2022	Circuit (APS) Voice Sale
	Feb	23, 2022	TBD - Presentation
March	Mar	09, 2022	Circuit (APS) Voice Sale
	Mar	23, 2022	TBD - Presentation
April	Apr	13, 2022	Circuit (APS) Voice Sale
	Apr	27, 2022	TBD - Presentation
May	May	11, 2022	Circuit (APS) Voice Sale
	May	25, 2022	TBD - Presentation
June	Jun	08, 2022	Circuit (APS) Voice Sale
	Jun	22, 2022	TBD - Presentation
July	Jul	13, 2022	Circuit (APS) Voice Sale
	Jul	27, 2022	TBD - Presentation
August	Aug	10, 2022	Circuit (APS) Voice Sale
	Aug	24, 2022	TBD - Presentation
September	Sep	14, 2022	Circuit (APS) Voice Sale
	Sep	28, 2022	TBD - Presentation
October	Oct	12, 2022	Circuit (APS) Voice Sale
	Oct	26, 2022	<b>Ugly Stamp Contest</b>

*APS Circuit List for October*

The list of circuit books was not available prior to the release of this month's Newsletter. As such, the List of APS Circuits for the upcoming October Meeting will be provided by the Club Secretary via email prior to our scheduled meeting.



**POWAY STAMP CLUB**  
 APS Chapter  
 #1137-112097

## APS

There are thirty-two PSC club members who are also members of the American Philatelic Society. The PSC is also a member of the APS. If 33% of our members are also members of the APS the club receives a free years membership.

## Meetings

Club meetings are held every second and fourth Wednesday of each month except November & December at:

Philatelic Library  
 12675 Danielson Ct #413,  
 Poway, CA 92064

More info at:  
[www.powaystampclub.com](http://www.powaystampclub.com)

## Participation

All Stamp Club members are strongly encouraged to provide input for the monthly Club newsletter. Your knowledge and expertise should really be shared. Please submit items to the Club Secretary at:

[PSCphilately@gmail.com](mailto:PSCphilately@gmail.com)

## Club Website

Try our new website at:

[PowayStampClub.com](http://PowayStampClub.com)

You will find our activities and affiliations, interesting links, contact information including the current and previous versions of this Newsletter! Give it a try! You can use the Web site to introduce others to our Club.

# CHRISTMAS PARTY

By: Trice Klauber

**The Holiday Party** – The Club has confirmed that we will be celebrating the holiday this year with a dinner/gathering. We will celebrate the holidays on **December 8th, 2021 at 6:30pm**. A Map to the restaurant is included on the next page.

## Location:

**Filippis in Poway**  
**13000 Oak Knoll Dr,**  
**Poway, CA 92064**



The cost is \$25.75 per person. The club pays for members who are current as of this notice. Members are responsible for their guest's expenses as well as any alcohol purchased. Please look at listed menu items below and RSVP with your selection. Our pre-orders insure that the facility can serve our meals more rapidly.

All dinners include French /garlic bread, soup and salad, soft drinks. You may select from the following entrees:

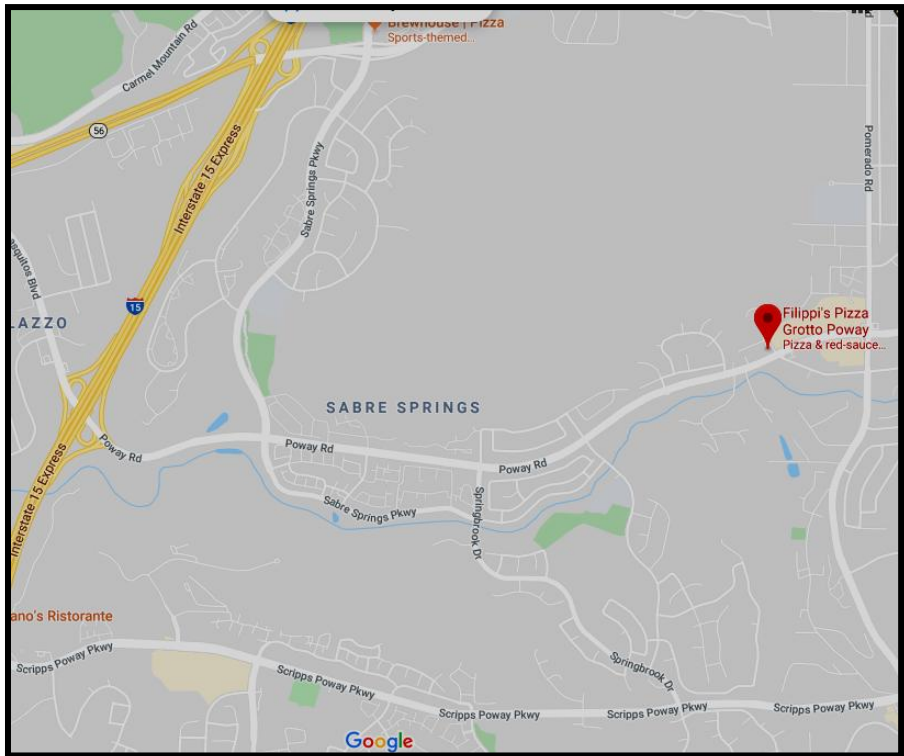
- Spaghetti and Meatball
- Lasagna and Meatball
- Ravioli and Meatball
- **Vegetarian** Spaghetti/Mushrooms w/Marinara
- **Vegetarian** Cheese Ravioli w/Marinara
- **Vegetarian** Lasagna W/Marinara

A desert will also be provided

Trice is now accepting RSVP's and collecting for Guest meals, your cooperation on guest pre-payments prior to the event is greatly appreciated. However, at-the-door guest payments will be accepted.

It is time to begin gathering your prize donations for the raffle at the event. These items should be presented to Bill O'Connor at our regular club meetings ASAP.






**Map**  
**Filippis Poway California**

**Directions:** From the I-15, exit Poway Road (East), follow Poway road to Oak Knoll Drive and turn left at the light. The restaurant is on the left.

Please contact me if you have any questions.

Regards, Trice [Indysmama@gmail.com](mailto:Indysmama@gmail.com)





## Club Notes:

1. **Poway Stamp Club Meetings** - The Poway Stamp Club meets twice monthly on the second and fourth Wednesday of each month. It is so nice to see all of our philatelic friends again.
2. **Next Bid Board** – The PSC Bid Board Schedule  
The **Seventh 2021** Bid Board started on October 2nd ending on October 16<sup>th</sup> at noon. We look forward to your continued support.
3. **American Topical Association** - Notice: The Poway Stamp Club is now an affiliated member of the ATA. If you collect a topic and you are not a member of the ATA but are interested in learning more about the ATA contact Bob. ([rmcarthur@cox.net](mailto:rmcarthur@cox.net))
4. **Support your Club** – The Poway Club is San Diego County's most active Stamp Club. Please feel free to forward this Newsletter to anyone you think may find it interesting. You may also support the club by joining the APS. The club will receive a finder's fee for each member who joins the society.
5. **Philately** – Philately is a Greek word derived from philos (fond of) and ateles (free of tax, prepaid). The name was first coined by a French collector.
6. **Local Show SANDIPEX (October 10<sup>th</sup> 2021).**  
**Free Admission! – Free Parking!**  
**Doors Open from 10am – 4pm**  
The show in its 19<sup>th</sup> year is located just 4 blocks to the north of the Philatelic Library on Poway Road. The show is held at the Benevolent and Protective Order of Elks Lodge #2543, 13219 Poway Road Poway, CA 92064 . The following is a list of the current 2021 **SANDIPEX** Monthly show dates. Email: [cbcstamp@aol.com](mailto:cbcstamp@aol.com)
7. **Club Participation** – We thank of Club and Library members who help us each month by contributing to this newsletter. Club members are **strongly** encouraged to provide input for the bi-monthly newsletter. Your participation is critical to our successes as a Club. Please submit items to the Club Secretary at [Indysmama@gmail.com](mailto:Indysmama@gmail.com).

8. **Fullerton Stamp Show – October 17<sup>th</sup>**

**FULLERTON SHOW**

**2021 Shows**  
September 19  
October 17  
November 21  
*Come Join The Fun*  
**Free Admission**  
**Free Parking**  
Same Great Location!  
The Hotel Fullerton  
1500 South Raymond Ave.  
Fullerton, Ca 92831 - Ph. 562.694.2828  
Same Great Location!  
Leading Stamp & Cover Dealers  
**Free Appraisals - Free Parking and Admission**

**QUALITY STAMPSHOWS**

Member	Contact: Stephen Pattillo	P.O. Box 604
APS - ASDA	888-995-0548	Fullerton, CA 92832
NSDA - PF	Fax 562-694-2323	

For everyone's security masks required

9. **Dennis Curry Consignment Sale** – The Poway Stamp Club will be holding a Consignment Estate sale for the family of Dennis Curry. The Sale will be held 10-2 Saturday October 23<sup>rd</sup> at the Library. 15% of the sales will benefit the Club.

10. **Farley Issues** – A special printing in 1935 for the public of certain United States commemoratives. This was in order to satisfy protests of collectors who had protested the action of the postmaster general, James A. Farley in first issuing only a limited number of these imperforates to a favored few.



11. **Club Donations (Meeting Voice Sales)**

The Poway Stamp Club will be adding Voice Sales to our bi-weekly Circuit meeting agenda. There has been an influx of donated items to the Club via our Website. These donations to the club have started to accumulate, necessitating ongoing sales. We will attempt to complete the Voice Sale portion of the meeting in 15 minutes or less. If you wish to preview the voice lots, they will be available at 5:30 p.m. in the Library prior to the Wednesday meeting.

12. **Department (Officials)** – The name usually given to United States 1873-79 Official Issues when the various branches or departments of the government had their own separate stamps. Those included the Departments of Agriculture, Executive, Interior, Justice, Navy, Post Office State, Treasury and War.



13. **Imprints** – Usually refers to the name of the printer often found on the margin of a sheet of stamps or underneath the stamps. The pair of Columbians to the right has the imprint “**American Banknote Company.**”



14. **New Stamp Show** – San Diego Stamp Show;  
When: October 8-10, 2021, Show location: La Jolla Marriott  
4240 La Jolla Village Dr. La Jolla CA 92037.  
Sponsor: San Diego Stamp Show Inc. Opens at 10 AM.



15. **Cracked Plate** – Refers to stamps showing signs that the plate utilized for printing was cracked. These are usually in the form of irregular lines running under strain in various directions. Considered an Error. Right is a U.S. 11a Pos. 94L5L (Cracked)



16. **Many Thanks** – Thank you to the many Poway Stamp Club volunteers who have assisted in preparing the Mailing for San Diego’s newest Stamp Show. Thanks to Jennifer & Bill Wacenske, Duane Pryhoda, Bob McArthur, Leo Valley, David & Trice Klauber.
17. **Ugly Stamp Contest** – Don’t forget to prepare for the 3<sup>rd</sup> annual Ugly Stamp Contest scheduled for the PSC Meeting of October 27<sup>th</sup> 2021. See you there.

18. **Free Stamp Identification**- Don't forget to bring in your early Japanese stamps to club meetings to have them checked by Bob McArthur.


Current score: Fakes 2, Genuine 0.

19. **Printer's Waste** – Philatelically this refers to faulty incorrect or defective stamps or printed matter of the United States Printing Dept. which has been destroyed or destined to the trash basket. Although mostly valueless, rigid inspection is required to keep those potentially valuable pieces from leaking out.

20. **WANTED** – Members or guests to tell a stamp story. The Poway Stamp Club invites you to share your philatelic passion by giving a presentation at one of our meetings or by writing a short article for our newsletter. If you are interested, or want to find out more, e-mail [pscphilately@gmail.com](mailto:pscphilately@gmail.com) or talk to one of our Club's officers.

21. **Centering** – Refers to the degree of perfection (or equality) of the margins around the central printed design of a stamp. Stamps are described as well centered when the margins are of well distance all around. Those noticeably not well balanced are considered off center. In the extreme case of bad centering the perforations may pass through the actual printed design.

22. **Crash Covers** - These are covers that have been recovered from plane crashes, shipwrecks or other accidents they are expected to show some sign of the disaster as being partially burnt or water soaked. Where convincing signs are lacking an explanatory label or cachet is affixed to the cover.







# THE 3<sup>RD</sup> ANNUAL



## UGLY STAMP CONTEST!

Oct 27, 2021

This year the contest will be held during the PSC meeting of Oct 27, 2021

Each year the PSC attracts storytellers from all over the Universe to compete in the annual Ugly Stamp Contest and only once a year do you get a chance to tell a real doozey. According to the SCAT (Stamp Committee of Annual Tales) our contest informally started when one of the first American stamp collectors in the 1870's showed his "extremely valuable" collection of 3 torn and badly faulted stamps to a young lady for which he was interested. Alas the USC (Ugly Stamp Contest) was born. The Ugly Stamp Contest is arguably the oldest, most pathetic, philatelic storytelling contest in the United States. And that's cuz we said so! The festivities begin at dusk or when the silly contest begins. Bring a refreshment if you can still carry one and get ready to enjoy a night of fun, besides it's free!

**Rules** - The hilarious contest honors our very first contest winner and serial teller of untruths extraordinaire Mr. Jim Grundy, a stamp collector and a master of the Western tradition for spinning very tall tales. All of you other amateur raconteurs can follow suit as long as your story is about an Ugly Stamp that is contained in your hand and your narration is less than five minutes long, but most importantly it must be anything but the truth.

Because it's all about fun, all comers are welcome to enter the contest. However, it should be pointed out that the inclusion of bribes, originality, props, costumes, presentation flair, oddly shaped pets that are included in the tale have assisted our previous winners. The judges (PSC Members) always love appropriate and meaningful gadgets. While you 'can' read your tale off a paper or notebook, reading makes it a story, not a lie. Quality humor, logic, illogic, falsehood or the unimaginable is always welcome and graded as such. You can speak it, shout it, rhyme it, sing it, hum it, or mime it.....or any other method you prefer. Also, one need not lie only by oneself. Team lying and family lying are equally appreciated and are always crowd pleasers.

**Judging** - Your skills will be judged by all attending PSC members who each get two votes (on paper) As tradition follows each member gets two votes, typically each member votes for themselves first, even if they did not participate and the second vote must be for another contestant. Any ballot with the same two names on it will be tossed (The Snap Judge rules! Because she doesn't take no SCAT).

**The winner will be awarded a \$25 dollar Gas card**

## Member Spotlight!

By: Jon Schrag



The Poway Stamp Club Newsletter highlights its new members each issue. Today's spotlights are on **3 new members.**

**Kunchira McArthur  
Bill Bookheim  
Mark Banchik**

We have 3 new members since our last newsletter. A request for membership has been granted to the following:

**#511 Kunchira McArthur** of Thailand was presented for membership by Mr. Bob McArthur and was approved by President Art Berg. Sawadi kop. That's how we say hello in my country, Thailand. My name is Kunchira McArthur. I live in the town of Kathu which is fifteen minutes from wonderful beaches. I am a real estate agent. If you are looking for a beautiful home in paradise, I can help. I am a new collector. I like stamps with pictures of cactus, succulents, and carnivorous plants. Welcome aboard Kunchira!



**#512 Bill Bookheim** of San Diego California requested membership to the Club and was presented for membership by Trice Klauber and was approved. He is coming back to Stamp Collecting after many years' hiatus. We hope to see Bill soon at one of our meetings Bill collects worldwide Pre-1950. We are happy to welcome Bill.

**#513 Mark Banchik** of San Diego California requested membership to the Club and was presented for membership by Trice Klauber and was approved by Art Berg. Mark collects Mexico, US Western Expansion. We are happy to welcome Mark to the Club

**This brings our total membership to 86. We look forward to getting together at PSC meetings with our new members.**

## Definitions

The following definition of EFO and other terms are here in support of the ongoing Editors Corner series on Varieties, EFO's and Counterfeits.

**EFO** is the shorthand for "Error, Freak, or Oddity". It's a term applied to philatelic items that were formed unintentionally abnormal.

**Errors:** Are usually "major" errors having catalog status where something in the process has gone entirely wrong. Examples of "errors" are consistent, unintentional deviations from the normal. Typically errors are stamps that are wrongly perforated, both between or completely imperforated, Full incorrect, shifted or omitted color(s), inverted centers or frames, multiple impressions, missing/inverted surcharges, missing or wrong watermarks or tagging and FULL stamps on either side of an interpane gutter, factually wrong or misspelled information etc.

**Freaks:** Also called "varieties", are generally defined as a lesser degree of production problem. Typically freaks have flaws that are not consistent or do not have catalog status. Examples of freaks include ink smudges, off center perforation shifts, partially missing colors or partial/random color shifts, pre-printing paper folds, paper creases, over or under inked stamps, and so forth. Freaks often sell for less than their "error" counterparts. Printing plate cracks, wear and other flaws such as repairs or *re-entries* are freaks and not typically considered to be errors.

-- Continued on Next Page --

## Editors Corner

By D. Klauber

### Varieties & EFOs Part XXXVII



#### Wet or Dry Printing?


First, let me start by saying that I was very happy to receive an email question this month from one of our member/readers. Our member submitted the following interesting inquiry:

*I recently heard a couple of people discussing the following; "How do I tell a wet plate printing from a dry plate printing?"*

In order to get your hands around this question, you will first have to ingest a little historical/background information. In the past this subject has been addressed by many philatelic experts including but not limited to Brett, Taylor and Hotchner. The most recent by Hotchner in the March 1987 issue of Linn's Stamp News.

#### A Short History of Engraver Printing

Both wet printing and dry printing are terms that primarily describe intaglio printing, also known as line engraving or recess printing. Recess printing is a method of stamp production that involves the use of a soft metal block called a die onto which an engraver carves a design. Once the design is completed, the die is subjected to high heat making it very hard. A transfer roll is a cylinder of soft metal, usually steel, that is pressure rolled over the hardened die. The soft metal cylinder picks up the image from the die in relief. If you ran your finger over the image on the metal cylinder, you would feel bumps. All of the indented areas on the die became raised areas on the metal cylinder.



Transfer Roll

### **Oddities:**

The catch-all category for anything that is left. Oddities can be subtle problems that do not have catalog status.

Examples can be cancel and plate varieties, inverted USPS cancels, very minor perforation shifts, minor color shifts, etc. Most oddities are a curiosity and have lower EFO values.

There continues to be a debate about the definition of freaks vs oddities. This is one area where a classification can be a matter of personal opinion. Frequently the debate is over pre-printing paper folds and centers on how minor (oddy) or how major (freak) a fold is. As it turns out, one mans freak, is a another mans oddity.

### **Counterfeit, Forgery, or Fake.**

#### **Counterfeit:**

Fraudulent reproduction of a stamp meant to defraud the issuing authority. (Typically used as postage)

#### **Forgery:**

Fraudulent reproduction or alteration of a stamp meant to defraud (not the issuing authority), In philately, forged stamps are altered to defraud the buyer.

#### **Fakes:**

An imitation stamp, or reprint. There are many fakes on the market, typically sold as fakes they are rarely sold as genuine. In philately, fakes are an expression of art are not offered as genuine to defraud. (reprints may be considered fakes)

-- Continued on Next Page --

After hardening, the metal cylinder becomes what is known as the “**transfer roller**.” The transfer roller is then rocked back and forth on a soft steel “Plate.” The process is repeated as many times as is needed to create the number of impressions on the plate.

After hardening, the finished printing plate was affixed to a press and a thick layer of printing ink applied to it. A tool is used to spread the ink and insure that all of the engraved (recessed) areas on the plate are filled. Excess ink is wiped away and the plate buffed to remove any remaining color. A sheet of paper is then fed into the press and pressed against the plate using considerable force. After the ink has transferred to the paper it is removed and the process is repeated for the next sheet.

The term “Wet Printing” describes the process of dampening the paper prior to feeding it into the press. The reason the paper was made wet, was because it softened the paper enough to make ink stick better. Unfortunately, the added moisture also tended to make the final images less crisp then they could have been. Additionally, as the stamps dried they had a susceptibility to shrinkage. Sometimes the shrinkage was negligible, other times it was significant. When mechanized printing came on to the scene, the dampened paper caused larger problems. When using huge rolls of paper in mechanized printing, the wet paper tended to tear. It introduced long drying times more shrinkage and other image quality issues. Printing directly on dry paper solved many problems associated with wet printing. The image detail was improved, there was no shrinking and the machines were not compromised by the addition of liquids.

### **Money Talks**

Enter the Bureau of Engraving and Printing (BEP) who was always experimenting with ways to produce better stamp products at a cheaper price. The BEP experimented with the use of “dry” printing and other related improvements which led to dramatic cost savings in the mid 1940’s.<sup>1</sup>

In “Wet Printing”, the printing process which uses engraved plates requires a paper that had a moisture content of at least 18% and as high as 35%, additionally even more water added at the press in order to ensure proper paper/ink absorption.



## More Important Definitions

### Reissues

(A reprint of a currently available stamp)

### Reprints

(Copies of the obsolete originals, or previously issued.

They are sold by the Government they are not classified as proofs and sometimes printed for collector's purposes only)

### Special Printings

(Original plate stamps for non-postal use, while originals are still valid for postage)

### Government issued Reproductions

(Not printed from the original plates, not valid postage, considered likenesses.)

Examples US Scott 3-4

### Se-tenant Pair

A planned pair, strip or block of adjacent stamps (either horizontal or vertical), which were printed from the same plate and/or sheet. The stamps must be un-separated and deliberately different from each other by design, color, denomination or overprint.

### Type-

### Variety/Combination

Pair – An unplanned pair, strip or block of adjacent stamps (either horizontal or vertical).

The stamps must be un-severed and are different from each other by variety, meaning that at least one member of the pair/strip/block differs in some detail from the "normal" issue. The detail may or may not be an actual philatelic "error".

In contrast the dry printing process relied mainly on paper of significantly lower moisture sometimes as low as 5%. The dry paper was typically utilized under much greater pressures and is often thicker and pre-gummed by the manufacturer. Additionally dry printing required a faster drying/non-offset ink. The Bureau had been experimenting with new inks on paper money which dried much faster, preventing the inks from offsetting to other sheets. The faster drying ink also allowed the backs of the sheets to be kept damp until the faces were printed, thereby reducing distortion caused by the wet printing process of wetting, drying, and re-wetting of the paper before each printing.

The BEP began work on its own "dry" printing stamps as early as 1949, but the first U.S. dry printed stamp set; the "Overrun Countries" of 1943-44 was produced by the American Bank Note Company then under contract to the Bureau.



First Dry Print  
The Overrun Countries" of 1943-'44

The first Bureau flatbed dry printed stamp was (Scott #832c) the 1954 \$1 bi-color Wilson was printed from 400-subject flat plates on thick white paper with smooth, colorless gum. Incidentally, the BEP printed the Liberty Series (Scott #1030-#1059A), with many of the individual stamps using both wet and dry methods. Later, the Bureau printed its first rotary press dry stamp; the 3-cent Lewis and Clark Issue (Scott #1063).

## Identification

So far we have discussed the Who, What and Why of wet and dry printing, but from a philatelist's point of view:

### ***How can you tell the difference between the Wet and Dry stamps from the identification point of view?***

You can both see and feel the difference between wet and dry printing.

**Wet Printing** - In wet printing, the ink on the stamp sinks into the moistened paper and visually spreads slightly. The wet printed stamps are on paper having a duller, rough finish with a faint surface tone in the color of the stamp.

**Dry Printing** - The use of dry printing eliminates the slight fuzziness from the design. The images are sharper, and because the ink does not sink into dampened paper, the ink is raised to the point that you can actually feel the texture. The dry printing process uses a pre-gummed paper where the gum goes to the edge of the sheet margin. The paper is thicker, more opaque with a smooth, hard and shiny white finish.

One way to separate wet from dry printed stamps is to view them from the back while soaked in watermark fluid. The wet is more transparent than the dry; this method requires a known wet and/or dry stamp for comparison. Of course, one can always look it up in the Durland catalogue, assuming the stamp has a plate number attached.

At the website ([StampSmarter.com](http://StampSmarter.com)), Mr. Bob Allen lists some very useful tests and recommendations for identifying the wet and dry stamp printings including the measurement of paper thickness. In his article he strongly recommends the use of a sufficiently accurate micrometer for the task. He provides other methods that will verify whether the printing used was either "wet" or "dry" and I have included the summary of his table on the following page<sup>1</sup>.

### Wet Printings

### Dry Printings

1. Thinner paper - from .0030 to .0034 inches	1. Thicker, stiffer paper - from .0037 to .0042 inches
2. On flat plate stamps, the design of the wet-prints measures smaller than dry-prints by as much as .25mm in the direction of the grain of the paper	2. On flat plate stamps, the design of the dry-print measures larger than wet-prints by as much as .25mm in the direction of the grain of the paper
3. The gum is slightly yellow, thicker, and is smooth, but often shows grooves	3. On flat plate stamps, the gum is nearly colorless, thinner, rougher and does not show grooves
4. Unused stamps can be examined from the back in watermark fluid; since the gum is thicker, the wet-print stamps will appear more opaque than the dry-print stamps	4. Unused stamps can be examined from the back in watermark fluid. Since the gum is thinner on dry-printing flat plate stamps it will appear more transparent than the wet-print stamps
5. Offsets on the gum side are common and may be significant (flat plate)	5. Offsets on the gum side are unusual and insignificant if present
6. There is an overall tone in the color of the stamp (both flat and rotary)	6. On rotary press printings there is very little overall tone. This is not a factor for the flat plate stamps.
7. Dull, rough printed surface	7. Hard smooth sheen on rotary printings
8. Printing is usually softer, but may be as sharp as the dry-printings	8. Printing is nearly always sharp and crisp (particularly on rotary press)

Table 1. Wet vs. Dry table



Fig 1. 1030a (DRY)



Fig 2. 1030(WET)

Figure (1), a 1030a Franklin stamp illustrates a dry-printed example and the stamp in Figure (2) illustrates the #1030 wet-printed varieties.

The differences can be spotted best in the detail in Franklin's hair, the crosshatching in the jacket around the denomination and a slight orange cast to the paper in the wet printing. These two stamps should be in your collection for no other reason than to serve as examples and help you find other wet and dry printed stamps you might have<sup>2</sup>.

1. *The Wet and Dry Printing Methods on U.S. Stamps*, Bob Allen, StampSmarter.com
2. *What's the difference between dry printing and wet printing*, Janet Klug, Linn's Stamp News; Apr, 23, 2012.
3. *Q and A Corner* - David G. Lee - p. 498 in the Nov. 1987 United States Specialist (USSS)

**Suggested further reading:**

- U. S. Special Handling Issues - Robert G. Rufe in a series of articles from Oct.-Dec. 2007 in the United States Specialist (USSS)
- Size Differences Between Wet and Dry Printings from Flat Plates - Wallace Cleland in the Nov. 2003 United States Specialist (USSS)
- New Stamp Varieties Due to Manufacturing Changes, et al - A contemporary series of running articles on the dry-printing method - George W. Brett , Sol Glass and Norman W. Kempf - The Bureau Specialist - Volumes: 25-30. Printed by the Bureau Issues Association (USSS)
- Q and A Corner - David G. Lee - p. 498 in the Nov. 1987 United States Specialist (USSS)





## Topical Time

is the official journal of the American Topical Association. Each bimonthly edition contains 92 information-rich pages from topical and thematic collectors of all ages and experience-levels. The journal includes illustrated and informative topical articles, checklists, hobby news and information from our dealer sponsors. Among the regular features in *Topical Time* are: "Topics on Postmarks," "Chapter Chatter," and "Units in Action."

ATA members receive six issues of *Topical Time* with each year of membership- and the journal can be received electronically as well as in print.

## American Topical Association



The Poway Stamp Club is now officially **Club Affiliate #137** with the American Topical Association (ATA). Bob McArthur is now our local ATA liaison and representative. Our affiliation was made possible by the anonymous donation of the affiliation fee by a member of the club. The ATA publishes a large number of topic checklists which are now available for purchase by the members through the club representative. The checklists are priced based on the size of the list. An ATA checklist includes the following:


- **Stamp ID** - the unique identification number for the stamp within the dATABase.
- **Type** - the specific of philatelic issue such as "stamp," "semi-postal," "souvenir sheet," etc.
- **Country** - the nation issuing the stamp
- **Year-Mon-Day** - columns containing the issue date of the stamp listed by year, then month and finally date.
- **Denom.** - the issued denomination of the item.
- **Scott** - the Scott catalog number for the item.\*
- **Description** - notes and additional keywords describing the item.
- **Want** - an empty column for your management of the stamps you have (or need) in the list.
- **Notes** - an empty column for your personal notes.

The following are some examples of the checklists available for topics in which Poway Stamp Club members have expressed an interest:

Carnivorous Plants #114	Insects - 19 lists
Cactus/Succulents #103	Lighthouses #403
Cats - 37 lists based on type of cat	Maps #423
Chess #131	Numerals #838
Circus #143	Odd stamp shapes - diamonds #1393, odd-shaped #506, round #624, triangular #742
Coats of Arms/Heraldry #156	Olympic Games - 30 lists not including individual sports
Costumes #174, #175	Rabbits/Hares #588
Firefighting #261	Numerals #838
Fossils #208	Odd stamp shapes - diamonds #1393, odd-shaped #506, round #624, triangular #742
Geology #842	Olympic Games - 30 lists not including individual sports
	Rabbits/Hares #588
Horses #874	Science Fiction #646
Hunting #346	Ships - 25 different lists based on the type of ship
Space 25 different lists based on the individual space program	Trains - 5 lists
Spiders #685	Uniforms #450
Sports - 50 lists based on type of sport	Zeppelins #822

Some of these lists have thousands of stamps. A complete list of topics with the number of entries can be found at: <https://americantopical.org/Checklist-Topics>

Happy collecting!



## *Member Contest*

By Bob McArthur

### *Last Winner!*



The winner of the September contest was member Karen Fraser who correctly guessed **Warner Springs** as the answer to September's contest. Karen's prize is an illuminated loupe.

### *New Contest*



Great empires have survived and prospered because they developed effective methods for disseminating information and communication. The great kings of Persia built the Royal Road which stretched from one end of their empire to the other and allowed mounted couriers to travel the distance in nine days in what otherwise would have taken ninety days on foot. The Roman roads, the paths of many of which are still in use today, facilitated Roman rule and governance. However, those two empires were dwarfed by the efforts of another. This month's question is: Which empire had the largest and most extensive postal system of all time? At its pinnacle it consisted of over ten thousand stations. As usual, the prize will be one to make it worth your while to participate (minimum \$25 value).

Good luck!

## Member Article

By Bill O'Connor

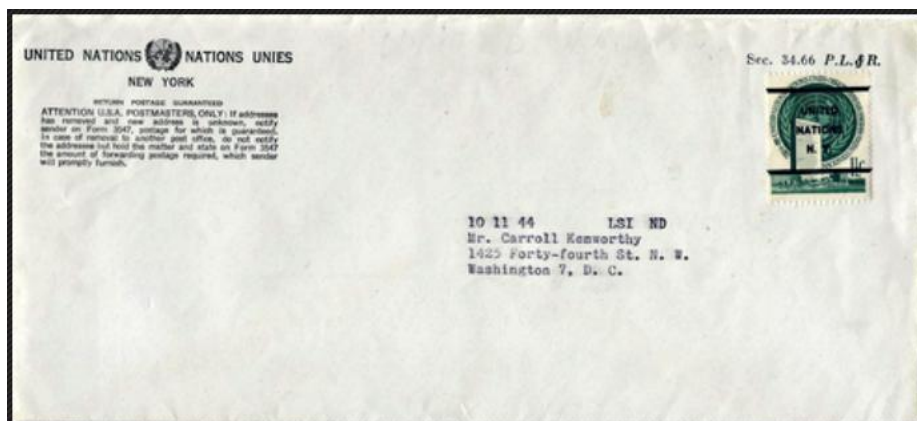
### Interesting Box of Covers Purchased at our September 8, 2021 Club Meeting



First I wish to give a huge thank you to all the volunteers that make it possible for us to have our club meetings at the comfortable and extremely reasonable cost efficient library location. Most but not all of the volunteers at the library are members of the Poway Stamp Club. Let me try to mention all the volunteers by at least their first names; Art, Bill, Bob, Daniel David, Dick, Duane, Leo, Jack, Jim, "Pong", Steve, Tom, Tony, and last but not least, Trice. Some of the names given are indicative of more than one person. I am sure that I have not listed everyone, but this is a sincere attempt to be inclusive and thank everyone.

As many of you know the **Poway Stamp Club** has been fortunate to be the recipient of a number of donations over the past years. Most of these end up as lots to be sold to our members. I think we all agree that the prices begin at an extremely low reserve and only occasionally do we get some spirited bidding. With this in mind the lot that I was fortunate to acquire began at \$8.00, and the final price ended at \$12.00

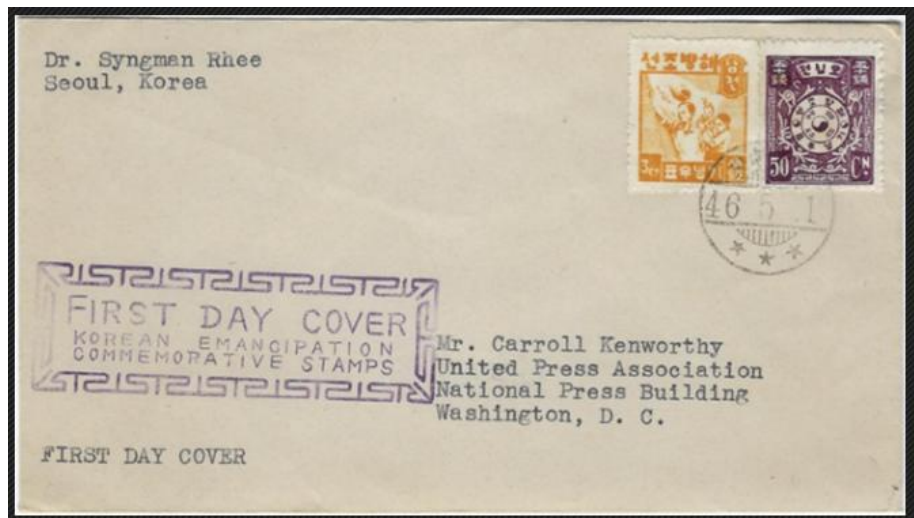
I will only focus on five covers from the aforementioned lot.



United Nations Cover (Courtesy Bill O'Connor)

The first cover was a United Nations business type envelope with Scott 2 precancelled attached; forgeries unfortunately abound, but as this is tied to an official UN envelope, that may satisfy most of us that we are holding a genuine stamp catalogued at \$55.00. If you go on line, the price of a cover is far greater than the stamp value. If you are interested in purchasing this cover, whatever is obtained will be used to purchase the first bottle of champagne for our next Holiday extravaganza.

The next two covers have a relationship with Dr. Syngman Rhee, first president of South Korea. The first is a First Day Cover of May 1, 1946 with two of the liberation stamps indicating liberation from Japan.

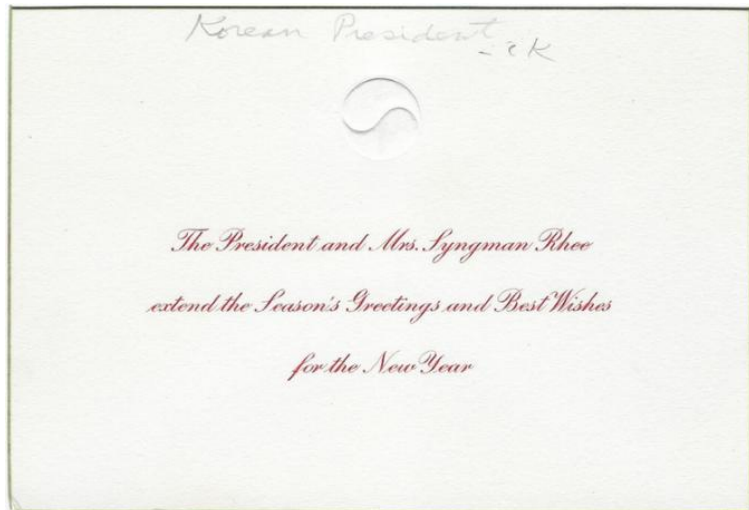


Syngman Rhee (Courtesy Bill O'Connor)

Dr. Rhee's address is simply given as Seoul, Korea, which is the capital city of South Korea; he was opposed to the armistice and was not known for a conciliatory attitude towards people that disagreed with him.

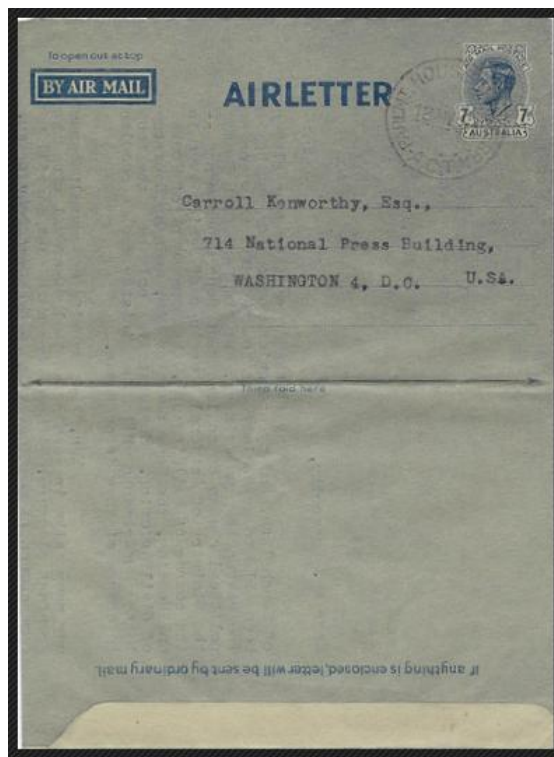
The contents of the second cover from Dr. Rhee will be shown as it is a Season's Greetings from 1952. This card was sent to the same person as the FDC above. Mr. Carroll Kenworthy was a major force in the United Press International, being the Bureau Chief in Washington.





**Syngman Rhee, Season's Greetings  
(Courtesy Bill O'Connor)**

The next offering is an Airletter from Australia, 1950. I believe the contents of this item are very interesting as it is from a minister from the government of Australia. R. G. Casey was a war hero in World War I, equivalent to being Ambassador to the United States 1940-42, a member of Winston Churchill's war cabinet, Minister of External affairs, Governor General of Australia, and a recipient of the highest order of knighthood in the British Commonwealth, Knight of the Garter.



**1950 Australian Airletter  
(Courtesy Bill O'Connor)**

Parliament House,  
Cobbera A.C.T.  
18th May, 1950.

Dear Mr. Emsworthy,

Many thanks indeed for your kind note of March 12th, and my apologies to you for not having been able to acknowledge it to you until this moment. The reason is not laziness, but the fact that I am in political charge of no less than four Departments -- the Ministry of National Development (which I am in the course of building up), the Department of Works and Housing, the Department of Air, and the Department of Civil Aviation. Fortunately I only have the two latter Departments while the Minister who is regularly in charge of them is overseas.

Yes, both my wife and myself remember our many talks in Washington in 1940 and it with the greatest pleasure. I hope very much that we will have some chance of meeting again in the next year or so. It is quite probable that I will have to go to the United States some time within the next year.

My wife joins with me in sending you all good wishes -- and also from Jane and Donn, our two children whom you may or may not remember. Jane is now 21 and Donn is 18.

With best wishes to you.

I am,

Yours sincerely,

*W. G. Casey*

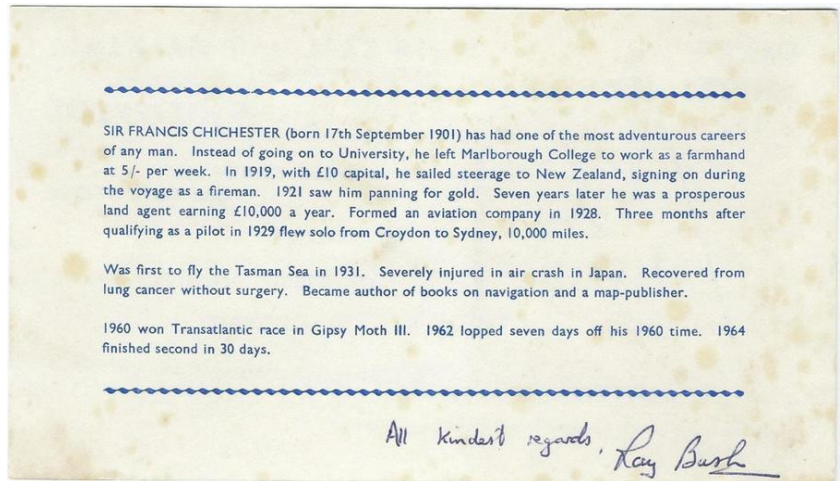
(W. G. Casey)

Carroll Emsworthy, Esq.,  
714 National Press Building,  
WASHINGTON 4, D. C. U.S.A.

The last example shown is a commemoration of the first solo voyage around the world by Sir Francis Chichester, 1966-67. He is paired on the envelope with Sir Francis Drake who was the first Englishman recorded to have circumnavigated the globe way back in the 16th century. One side of the insert in the envelope is shown to give a more detailed history of this extraordinary person.



Commemoration of first solo voyage by Chichester  
(Courtesy Bill O'Connor)



**Chichester Insert**  
**(Courtesy Bill O'Connor)**

The theme for this little article is to hopefully get us all involved with the club and the library and volunteer when appropriate. Additionally, look at those lots that are offered at our meetings, and enjoy the consequences.

**Regards, Bill**

## Member Article

By Bob McArthur

### Alternate Lives



I doubt that there isn't anyone who hasn't heard of Dr. Sigmund Freud, the psychiatrist who founded the concept and practice of psychoanalysis. Almost as famous as Freud, was Freud's protégé and colleague, Dr. Carl Gustav Jung (1875-1961). They worked closely together but later parted company when Jung advanced his own differing psychoanalytic theories. Jung believed that there were certain fundamental behaviors or archetypes hard wired into our psyches. He also put forward the theories of the collective unconscious and adaptive personas or personality masks. Jungian analysis is still influential in the world of psychiatry.

Jung was what we call a polymath. In other words, he possessed a wealth of knowledge about many things. Besides psychiatry, Jung investigated and wrote about archaeology, anthropology, political science, quantum physics, sociology, philosophy and literature. Jung had even served in the Swiss army during World War I. If that wasn't enough, Jung using his middle name, Gustav Jung, was an accomplished fine artist and graphic designer.



Jung Postage tamps  
Courtesy Bob McArthur

He even designed postage stamps which brings us to the point of this short article. This beautiful definitive series of Austrian stamps depicting the traditional costumes of various Austrian districts was created by Jung in 1935 and 1936 (Scott Austria #354-373 and 378-379).





More Jung Postal Art  
Courtesy Bob McArthur

Bob



# Member Article

By Sheryll Rucker

## Finding the Fascinating



### How I started to Collect Fasces on Stamps

It all started when I posted a nice cover on the Allegory collectors' Facebook page. The allegory on the stamps was an image of a young girl, representing the newly independent country of the Congo Republic.

A stamp depicting an allegory


#### First Stamp Issue for *Republique Du Congo*

The road to independence was not that easy for the Republique du Congo, which was the original French colony in Africa. Leaving out the gory bits...

**28 November 1958:** Became an autonomous state within the French Community, and was renamed the Republique du Congo

**28 November 1959:** Issued its first stamp

**15 August 1960:** Became fully independent



28 November 1959

First Day Cover from Brazzaville to Switzerland

The stamp depicts an allegory of the new Republique du Congo, personified by a young girl. But she has power, shown by the fasces\* she is holding.

\* A fasces is a bound bundle of wooden rods, sometimes with the head of an axe emerging. It is an ancient Roman symbol of authority; power over somebody. The presence of the axe indicates the ability to take a life.

I hazarded a guess that she might be holding a food bowl or a drum. The group admin informed me that it was a fasces, representing the power and authority which could now be exerted by the new republic. "Fascinating!" I thought. This started me on a new collecting mission, if I chose to accept it - finding fasces on stamps.

Sheryll



## Member Classifieds

If you would like to have a **Free** advertisement in the PSC Newsletter, please email: [PSCphilately@gmail.com](mailto:PSCphilately@gmail.com)

**For Sale:** I have an extensive collection of US mint plate blocks, sheets, panes, etc. The years range primarily from 1940-2002. If you are looking for specific blocks, I may be able to help. Please send an email, [waoconnor@aol.com](mailto:waoconnor@aol.com), or call/leave a message, 760-723-7372. Want lists can also be sent to Bill O'Connor, 3803 Foxglove Lane, Fallbrook, CA 92028-8764

**For Sale:** Want lists serviced for stamps of Puerto Rico. Fill holes in your collection with mostly lower catalog value stamps. See Bob at a PSC meeting or call 858-278-7873

**Bob Schappelle**

**For Sale:** Worldwide sets, Singles and Souvenir sheets. 60% off Catalog to all Club Members. Offer valid anywhere you see me. Phone: 714-476-3698 Email: [CBCSTAMP@AOL.com](mailto:CBCSTAMP@AOL.com).

**Chuck Bigler.**

**For Sale:** \$525. Cat of worldwide souvenir sheets, some high Cat machins. \$100. Call **Duane** at 858-735-3800

**Duane Pryhoda**

**For Sale:** Stamps at Bargain Prices, Come and see my Stock. By appointment so please call to set up a time. Home Phone: 858-271-0262 Mobile Phone: 858-449-3047 **Al Kish**

**Wanted:** (NEW) stamps depicting uniforms, costumes, and occupations. **US Used:** Scott numbers: 7, 8, 10, 15, 18, 22, 26a, 30a, 32, 35, 36, 66, 261a, 276a, 277, 278, 341, 342, 350, 353, 356, 358, 386, 519, 523.

**Bob McArthur** [rmcarthur@cox.net](mailto:rmcarthur@cox.net)

**Wanted:** All Vietnam. Stamps and covers. Ready to trade or buy outright. Contact: [jschrag1@san.rr.com](mailto:jschrag1@san.rr.com)

**Wanted:** Puerto Rico Town cancels. Bring to meeting. Will trade or buy. See member **M. Marti** PSC # 410.

**Wanted:** Imperial China, PRC, Manchukuo, Mongolia, U.S. Double Transfers/Re-entries, U.S. 19<sup>th</sup> Century Proofs and Essays. U.S. 19<sup>th</sup> Century. See D & T Klauber or contact us at [Indysmama@gmail.com](mailto:Indysmama@gmail.com).

## Stamp News:



### 2 More New Stamps for 2021 United States Postal Service Stamps

The Postal Service has announced two additions to its 2021 stamp lineup.

The first is *Otters in Snow*, a booklet of 20 stamps featuring four scenes of the alert and playful North American river otter reveling in a winter landscape.

The original illustrations were rendered in pen and ink, with watercolor in shades of brown for the otters, using black for facial features and crosshatching.



The wintry background is white, with blue water, light blue and violet shadows, and black crosshatching. Derry Noyes designed the stamps with artwork from illustrator John Burgoyne.



The second addition is A Visit From St. Nick. The stamps come in a booklet of 20 stamps with four designs that tell the story of Santa Claus's visit on Christmas Eve. In the first stamp, Santa stands on a snowy rooftop, sack slung across his back, with one leg inside the red-brick chimney; the second stamp shows Santa as he descends through the chimney, his legs dangling over the hearth; the third stamp is a close-up of a winking Santa; and the fourth stamp shows Santa in his sleigh, with four reindeer visible as they fly across the face of the full moon and into a starlit sky. Greg Breeding designed the stamps with original art by Brad Woodard. Release dates for the stamps will be announced later.



## Day of the Dead Stamps

**Issue Date:** September 30, 2021

**Place of Issue:** El Paso, Texas 79910;

**Art Director:** Antonio Alcalá.

In recent decades, Día de los Muertos, as it is known in Spanish, has caught on in the United States as a festive celebration for all ages. These new stamps from the U.S. Postal Service showcase the Day of the Dead holiday, in its



entire flower splendor. This pane of 20 Forever stamps contains five identical rows of four colorful stamps featuring several iconic elements of a traditional Day of the Dead offering. Stylized, decorated “sugar skulls” are personalized as family members — a child with a hair bow, a father sporting a hat and mustache, a mother with curled hair, and another child. The vibrant colors of marigold flowers and other embellishments, along with the white of the sugar skulls, stand out brightly from the stamps’ black background.

## Message Monsters

**Issue Date: September 24, 2021**

**Place of Issue: Topeka, KS**

Format: Four designs on pane of 20 stamps Denomination: 55¢, forever stamp. The four fun designs on this new pane of 20 stamps invite interactivity with dozens of self-adhesive accessories that personalize your cards, letters and envelopes for delighted recipients. Decorations include hearts, hats, voice balloons, flowers and thought bubbles. Art director Antonio Alcalá designed the pane with new illustrations by Elise Gravel.



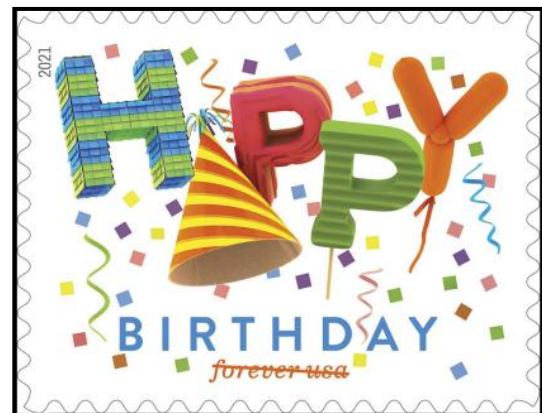
## Happy Birthday

**September 9, 2021**

**Place of Issue: Toast, NC**

**Format: Single design, self-adhesive.**

This Happy Birthday stamp conveys exuberant greetings by calling to mind the childhood excitement of a birthday party. Each of the five letters in the word “HAPPY” is inspired by a different party



decoration in the midst of a flurry of multicolored ribbons and confetti. This stamp was designed by Lisa Catalone Castro and Rodolfo Castro, featuring a digital illustration by the latter. Ethel Kessler served as art director.

*New Stamps - Copyright © 2021 USPS. All Rights Reserved*