



Poway Stamp Club

Newsletter

San Diego County's Best Stamp Collecting Club

Oct 23, 2019

In This Issue

- Next Meeting
- Club Presentations
- Club Notes
- Member Spotlight
- Article: "Editors Corner"
- Club Wanderings
- Christmas Party
- January Road Trip
- Classifieds
- Stamp News

Poway Stamp Club

The Club goals are "to promote a closer social relationship among stamp collectors of Poway, San Diego and vicinity, and to assist in spreading the knowledge of stamps and the pleasures derived from stamp collecting to those interested in philately."

Contact Us

Poway Stamp Club
12675 Danielson Ct #413,
Poway, CA 92064

Club E-mail

PSCphilately@gmail.com

PSC Website:

Powaystampclub.com
Powaystampclub.org

Next Meeting:

The next Poway Stamp Club gathering will be held on **Wednesday October 23, 2019**. The program will be:

A Poway Stamp Club Auction

Meeting time: The Auction will begin promptly at 6:30 PM.

Meeting Place: 12675 Danielson Court, Suite #413 (in the back of the building), Poway, California 92064.

Please remember to bring your badge. The office phone number in case you need it is [1-858-748-5633](tel:1-858-748-5633).

Our last meeting of the year on **November 13th** will begin with our regular Club business including (Show & Tell + Drawing) followed by a short **Club Donations Voice Sale and the distribution of APS circuit books**. Club members who do not wish to participate in the circuit books are encouraged to bring in stamps and other items for sale or trade with other club members. The following meeting will be:



*Circuit Books
and
Member Trading Extravaganza!*



2019 PSC Club Officers:

President: Art Berg
V President: David Klauber
Treasurer: Bill Kolb
Secretary: Trice Klauber
Board (AL): Bill O'Connor
Board (AL): Scott Boyd
Prev. President: Thor Strom
Program Director: Colin Fort

PSC Club Volunteers:

Registrar: Diane Maisonneuve
Auctioneer: Duane Pryhoda
Club Librarian: Scott Boyd
Newsletter Editor: D. Klauber
Newsletter Cont.: Jon Schrag
Phil. Library Rep:
 Bob Eygenhuysen
Opp. Drawing: Ray Hacecky

PSC Representatives:

Fed Rep: Bill O'Connor
S.D. Philatelic Council:
 David Klauber
 Nick Soroka
Rep (Alt): Thor Strom
 Anne Wood
APS Rep: Trice Klauber

Stamp on Page 1

The Stamp Image on page one is U.S. # 1548 which was issued on October 10, 1974 in New York, the 10-cent stamp features a scene from Washington Irving's "The Legend of Sleepy Hollow", a short story for which Washington Irving is best known: his humor and his ability to create vivid, descriptive imagery lives on in this tale. Irving first published the short story in 1819-1820. Designed by Leonard Everett Fisher, the stamps were issued lithographed printed.

Club Meeting Presentations

The following is this year's proposed meeting schedule; all events are proposed and subject to change as necessary to accommodate other events such as Auctions etc.

2019-20 (Proposed) PSC Meeting Schedule

October	Oct 23, 2019	PSC Club Auction
November	Nov 13, 2019	Club Donations Voice Sale & Circuit Book Meeting
December	Dec 11, 2019	<i>Holiday Party</i>
January	Jan 08, 2020	Club Donations Voice Sale & Circuit Book Meeting
	Jan 22, 2020	Eric E. Chaulsett on Washington-Franklins
February	Feb 12, 2020	Club Donations Voice Sale & Circuit Book Meeting
	Feb 26, 2020	Trice Klauber China Rev.
March	Mar 11, 2020	Club Donations Voice Sale & Circuit Book Meeting
	Mar 25, 2020	Bill O'Connor - North County Towns and Derivations





**POWAY STAMP
CLUB
APS #1137-112097**

Club meetings are held every second and fourth Wednesday of each month except November & December at:

Philatelic Library
12675 Danielson Ct #413,
Poway, CA 92064

More info at:
www.powaystampclub.com

Participation

All Stamp Club and Library members are strongly encouraged to provide input for the bi-monthly Club newsletter. Your knowledge and expertise should really be shared. Please submit items to the Club Secretary at:

PSCphilately@gmail.com

Club Website

Try our new website at:

PowayStampClub.com

You will find our activities and affiliations, interesting links, contact information including the current and previous versions of this Newsletter! Give it a try! You can use the Web Presence to introduce others to our Club.

Club Notes:

1. **SWAPEX** – Is held on the first Saturday of each month in the Philatelic Library. The next will be held on Saturday November 2, 2019. 9 AM to 1 PM. SWAPEX is a friendly and informal stamp exchange.

2. **SANDIPEX – Sunday Nov 10, 2019**

San Diego Philatelic Expo SANDIPEX Stamp Show
Free Admission! – Free Parking!
Doors Open from 10am – 4pm

The show is located just 4 blocks to the north of the Philatelic Library on Poway Road. The show is held at the Benevolent and Protective Order of Elks Lodge #2543, 13219 Poway Road Poway, CA 92064 . The following is a list of the current 2019 SANDIPEX Monthly show dates.

Nov 10
Dec 8

3. **Support your Club** – With over **55 active members**, the Poway Club is San Diego County's most active Stamp Club. Feel free to forward this Newsletter to anyone you think may find it interesting. You may also support the club by joining the APS. The club will receive a finder's fee for each member who joins the society. Let the stamp community know that we are an alive, vibrant and thriving club!
4. **Show & Tell** – Do you have an interesting philatelic item to share at our next meeting? Bring it in and share it with us as we would love to see it!
5. **ORCOEXPO** – Road Trip–Have you considered attending the ORCOEXPO show in January 2020? If yes look further in this Newsletter for details of our road trip. There are just only a few seats left in the van and we hope to see you there
6. **Hard and Soft Paper** – The difference between hard and soft paper is important to collectors of U.S. stamps. Hard paper is thin and almost transparent when held to the light, while soft paper is porous like blotting paper, and you can't see through it when you hold it to the light. It is better to have a copy of each kind of paper to compare doubtful stamps with.

San Diego Philatelic Library

The San Diego County Philatelic Library is a not-for-profit philatelic library in Poway, San Diego County, California. Operated by friendly volunteers. Your stamp library consists of approximately 16,000 volumes of books, monographs, catalogs, and periodicals.

Library Loose Stamps

The Philatelic library provides a large bucket of assorted stamps for visitor inspection. Please remember to always leave a suitable contribution for any stamp items removed from the bucket.

Library Hours:

The Library hours vary based upon who can take a shift, the hours usually are:

10 to 2:00	Monday
12 to 5:30	Tuesday
12 to 3:00	Wednesday
10 to 2:00	Thursday
?	Friday
1 to 5:00	Saturday

Plus additional hours by appointment only.

Before you visit please call to verify staffing is available.

1-858-748-5633.

Member Spotlight!

By: Jon Schrag



The Poway Stamp Club Newsletter highlights one of its members each issue. Today's spotlight is on **Bob McArthur.**

Yes. He is a formidable JAPAN stamp collector and true expert. But BOB McARTHUR is also a serious collector of all USA 1893 COLUMBIAN stamps. Just look at his WANTED AD in this newsletter!

He is fascinated especially with the low-cost SCOTT #231. That is the 2c LANDING OF COLUMBUS issue. Bob enthusiastically exclaims...“Do you realize that the 2c COLUMBIAN was the highest USA-commemorative stamp issue of all time? INCREDIBLE!”

There are famous varieties. The 2c “broken hat” is popular. There are also multiple plate flaws and cancellation varieties. BOB McARTHUR has read all the philatelic studies available from the San Diego Philatelic Library and APS. He is a true expert and even understands the esoteric varieties.

BOB has a world-record accumulation of 30,000 of the 2c Columbians! He says the average cost to him over many years was about \$100 per 1,000. He has recently developed a special checklist of varieties and has even OUTSOURCED the checking to trusted third parties in Thailand, where he lives about six months every year.

At some future date BOB promises to make a presentation to POWAY STAMP CLUB members about his incredible endeavors with the 2c COLUMBIAN! Thank you BOB McARTHUR!

Definitions

The following definition of EFO and other terms is here in support of the ongoing Editors Corner series on EFO's and Counterfeits.

EFO is the shorthand for "Error, Freak, or Oddity". It's a term applied to philatelic items that were formed unintentionally abnormal.

Errors: Are usually "major" errors having catalog status where something in the process has gone entirely wrong. Examples of "errors" are consistent, unintentional deviations from the normal and typically are stamps that are wrongly perforated, both between or completely imperforated, FULL color(s) omitted, inverts, multiple impressions, missing watermarks or tagging and FULL stamps on either side of an interpane gutter, etc.

Freaks: Also called "varieties", are generally defined as a lesser degree of production problem. Typically freaks have flaws that are not consistent or do not have catalog status. Examples of freaks include ink smudges, off center perforation shifts, partially missing colors or color shifts, pre-printing paper folds, paper creases, over or under inked stamps, and so forth. Freaks often sell for less than their "error" counterparts. Printing plate cracks, wear and other flaws such as repairs or re-entries are freaks and not typically considered to be errors.


-- Continued on Next Page --

Editors Corner


By D. Klauber

EFOs Part XVIII

Double Impression Ghosting Errors



Typical SC #1504 Rural America
"Normal Impression"



SC #1504 Rural America
"Double Impression - Ghosting Error"

The Editor came across the stamps above as part of his continued interest in the understanding the creation of Errors, Freaks and Oddities (EFOs). The items were acquired and were described by the seller as:

"SC #1504 Rural America (Angus Cattle) Double impression ghosting EFO."

So let's be honest, there was a great deal to unpack in the salesman's description. Lets first start with the descriptor EFO, Certainly this item is an EFO, but perhaps a better question might be , **is it an true error, or just some variety of freak or oddity?**

Secondly, let us look at the seller's description "double impression." **Is this stamp truly a Double Impression?** It is clear that the text "RURAL AMERICA" has been doubled, but only the blue letters. So let's follow that train of thought a little further. The next question for inquiring philatelists should be "**Why is there a doubling?**" Many collectors who come across these double varieties will immediately jump to the conclusion that they are the result of a double print, or as Scott calls it a "double impression", defined as two distinct but not completely congruent strikes of the plate on the paper in two passes through the press.

Double Transfer Rule #1, when a double strike occurs, it immediately becomes a catalog "error" which is quite rare. Rule #2 refer to rule #1. The 1504 ghost stamp **is not a listed error**, if all of the blue ink were completely missing then it would be. Given, that 1504 is a Lithograph stamp created on a Giori 702 press, where all of the colors (up to 5) are applied in a **single pass**, a double strike "Double Impression" cannot be our answer.

Oddities: The catch-all category for anything that is left. Oddities can be subtle problems that do not have catalog status. Examples can be cancel and plate varieties, inverted USPS cancels, very minor perforation shifts, minor color shifts, etc. Most oddities are a curiosity and have lower EFO values.

There continues to be a debate about the definition of freaks vs oddities. This is one area where a classification can be a matter of personal opinion. Frequently the debate is over pre-printing paper folds and centers on how minor (oddy) or how major (freak) a fold is. As it turns out, one mans freak, is a another mans oddity.

Counterfeit, Forgery, or Fake.

Counterfeit: Fraudulent reproduction of a stamp meant to defraud the issuing authority. (Typically used as postage)

Forgery: fraudulent reproduction or alteration of a stamp meant to defraud (not the issuing authority), In philately, forged stamps are altered to defraud the buyer.

Fakes An imitation stamp, or reprint. There are many fakes on the market, typically sold as fakes they are rarely sold as genuine. In philately, fakes are an expression of art are not offered as genuine to defraud. (reprints may be considered fakes)

For more information on definitions of and values for many EFOs. See the S.R. Dazt book, "Catalogues of Errors on US Postage Stamps."


On modern lithographed stamps, most of the doubling we see are not double strikes at all, but rather is what is known as a "ghost impression" or Chill Roller double. These errors are typically found on a stamps coil line (chill) or plate numbers (ghosts). Both of these roller errors are classified as "Freaks". These "ghost" stamps, even the ones that contain doubling within the stamps main design like 1504 are generally more interesting than they are valuable.

Another and far more rare occurrence of doubling is something known as a "Stuttering" variety. Stuttering is described as "the plate and the paper meet multiple times in one application ink", this "stuttering" is extremely unusual in modern stamps and is more often found on the earlier offset printing issues such as, the Washington-Franklin series and not our issue.²

The Ghost Impression

To many philatelists, the oft seen Ghost Impression is truly a confusing effect. So let's take a closer look at the process that creates such a light second or "GHOST" impression. In the case of the "Rural America" 1504 stamp, most of the stamp was printed using offset lithography. After the main image was printed, the lettering in the design (dark Blue) and the plate number (in black) were added using an engraving process. Once that was done, the printed sheets were put through another station to apply a phosphorescent tagging. As expected the more steps in the production process the greater the odds of producing an error.

Now, picture the wet sheets of stamps whizzing out of the intaglio printing station, and going through a cooling chill roller, but in its place is a different roller applying wet phosphorescent tagging material. **Note: Intaglio ink is infamously thick and slow to dry.**



Typical Chill Roller

A drying station is often deployed which is used to speed up the process before the tagging operation. But as it so often happens, on the outer parts of the sheet, the ink does not completely dry and the roller picks up some part of the design and/or the marginal markings as it goes through. The wet ink having been picked up it does not stay on the tagging roller for long. Rather, it is immediately deposited (offset) onto the next sheet to make contact with the rollers surface. If the alignment is perfect or close, there will be little to no effect to the design part of the stamp. But if the alignment is off even just a little bit and the plate number of a preceding sheet is different from a succeeding one, the plate number of the preceding sheet will show up as a ghost impression on the following sheet.

One of the most important things to remember about tagging ghosts is that they are rarely found where they double more than one of a stamps design elements which is exactly what we have on the "Rural America" subject.

So what do we know:

1. Only one element of the subject is doubled
2. Stamp is Lithograph & printed
3. Stamp was Tagged
4. Doubling is not a listed Catalog error (i.e. not a true double impression”
5. The engraved Text was printed using Intaglio ink.

Ghost Tagging (GT) has been found on virtually all tagged issues that include intaglio elements. GT is found from the introduction of tagging with the 5¢ first-class-rate era until the BEP found a way to eliminate it sometime in the 80’s. The tagging ghosts that are usually seen on modern stamps are associated with plate numbers as shown below on the 1974 10¢ Kentucky Settlement 200th Anniversary commemorative (Scott 1542).²



EBay Sheet of 1542 Kentucky Settlement Stamps w/Ghost Doubling

Ghost Doubling is common enough that specimens can be found at most any bourse or dealer show for a few dollars more. (Queue the Clint Eastwood Spaghetti Western Music). For the collector, and for Ghost tagging valuation, what can add significant additional value to a subject is when a large part of the stamps design is doubled, but even in this larger ghost doubling, it would still be classified as a FREAK variety, and not a (Scott cataloged) error.

Most Ghost tagging is found on the joint lines and not typically expected and on plate numbers.



On this 1973 Rural America stamp the words are doubled downward, but they are not a double print. Ghosted images in the stamp design are more unusual as compared to ghosted plate numbers.

Do you have Items of interest or photos of PSC philatelic interest to share?

If yes, you can submit them to the editor of the PSC Newsletter for inclusion in our newest Newsletter Club Wanderings page.

Editors Final Stamp Description

- Country: United States
- Scott Stamp Catalog Number 1504
- Printing Method: Lithographed, Engraved (5 color Giori Press 702)
- Forma Error (intaglio): Ghost Tagging Double (FREAK)
- Year of issue 1973

Again, EFO's make an exciting and educational addition to any stamp collection for they speak to us about how stamps are produced and how mistakes can be made during the production of stamps.

1. Something extra: Huck joint lines and tagging ghosts, Linns.com, November 21, 2016,, U.S. Stamp Notes, John M. Hotchner
2. Double prints simulated by tagging ghosts, May 4, 2018, U.S. Stamp Notes, John M. Hotchner.

Club Wanderings


SESCAL Stamp Show

Here are some special photos of PSC club members enjoying the October SESCAL Stamp show. 13 members of our club took a road trip to Ontario California to enjoy the show and philatelic fellowship. Many of our club members were able to find items to augment their growing collections. The group is considering another trip in January 2020 to ORCOEXPO in Fullerton.



Van Ride to the show

(Front: Ron, Bill)) (Second: Larry, Art, Bob)
(Third: Jim, Duane Valarie) (Fourth: Nick, Michael Steve).



Bob kept hiding behind Bill!



David, Trice and Michael catch their breath after stamping.



Ron Costa enjoying his acquisitions



Art Looking at a something "real" interesting



The SESCO Exhibits



Jim Grundy at PSC member Simm's Booth



Bill O'Connor perusing some stamps



Nick Soroka enjoying a random booth!



Christmas Party

By: Trice Klauber

Holiday Party – The Club has confirmed that we will be celebrating the holiday this year with a dinner/gathering. We will celebrate the holidays on **December 11th, 2019 at 6pm**. A Map to the restaurant will be included in the next PSC Newsletter.

Location:

**Filippis in Poway
13000 Oak Knoll Dr,
Poway, CA 92064**



The cost is \$20.00 per person. The club pays for members who are current as of this notice. Members are responsible for their guest's expenses as well as any alcohol purchased. Please look at listed menu items below and RSVP with your selection. Our pre-orders insure the facility can serve our meals more rapidly.

All dinners include French /garlic bread, soup and salad, soft drinks. You may select from the following entrees:

- Spaghetti and Meatball
- Lasagna and Meatball
- Ravioli and Meatball
- Vegetarian Spaghetti or Ravioli with Mushroom

A desert will also be provided



You may pay for guests prior to the event or at the door. Trice will be accepting the RSVP's and collecting. Please contact me if you have any questions.

Regards, Trice

Stamp Show Field Trip

ORCOEXPO Stamp Show

ROAD TRIP: Again, No Toga Necessary!

David and Trice are planning to attend the 2020 ORCOEXPO Stamp show on SATURDAY JANUARY 11th.

For those who are club members and are interested in attending the show with us, we are planning to rent a large Van and offer the available seats to those who wish to join us. We **have only 3 seats left** at **\$15 each** to offset the costs of the Van needed to attend the show.

What's included; 1 Seat in van, 1 bag lunch, 1 drink,

Schedule: Saturday January 11th :

8:00 a.m. -- Leave from Philatelic Library

10:00-10:30 -- Arrive at Show

12:30 -- Meet at van for bag lunch

4:30- 5:00 -- Leave show (return)

We will stop for buffet dinner in Lake Elsinore (you will be responsible to order and pay for your meal)

7:30-8:00 -- Return to Library Parking Lot

We need a minimum of 10 members signed up that were needed to secure a van. Please contact Trice at Indysmama@gmail.com ASAP and get your \$5 deposit in and insure your spot.





Member Classifieds

If you would like to have a **Free** advertisement in the PSC Newsletter, please email: PSCphilately@gmail.com

For Sale: A collection of over 380 Czechoslovakian Field Post Office cards. Most seem to be dated 1938. Housed in three volumes, all items protected. \$300 or best offer. Email, waoconnor@aol.com or leave message at 760-723-7372.

Bill O'Connor

For Sale: Want lists serviced for stamps of Puerto Rico. Fill holes in your collection with mostly lower catalog value stamps. See Bob at a PSC meeting or call 858-278-7873

Bob Schappelle

For Sale: Worldwide sets, Singles and Souvenir sheets. 60% off Catalog to all Club Members. Offer valid anywhere you see me. Phone: 714-476-3698 Email: CBCSTAMP@AOL.com.

Chuck Bigler.

For Sale: \$525. Cat of worldwide souvenir sheets, some high Cat machins. \$100. Call **Duane** at 858-735-3800

Duane Pryhoda

For Sale: Stamps at Bargain Prices, Come and see my Stock. By appointment so please call to set up a time. Home Phone: 858-271-0262 Mobile Phone: 858-449-3047

Al Kish

For Sale: Oct. is the month for the Christmas USPS issue. You can get classic Christmas stamps from Morgan at below catalog prices. Limited quantities, all U.S. mint never hinged.

Morgan Christen

Wanted: U.S. 1893 Columbian issue errors, freaks and oddities. Top dollar paid for Columbian plate varieties especially double transfers. **For Sale:** large selection of used and mint Australia, Great Britain, and Japan including single stamps and souvenir sheets at a fraction of catalog value. Email your want list to Bob McArthur (rmcarthur@cox.net) or bring to a PSC meeting."

Bob McArthur

Wanted: Puerto Rico Town cancels. Bring to meeting. Will trade or buy. See member M. Marti PSC # 410.

Wanted: Imperial China, PRC, Manchukuo, Mongolia, U.S. Double Transfers/Re-entries, U.S. 19th Century Proofs and Essays. U.S. 19th Century. See D & T Klauber at Wednesday PSC meeting or contact us at Indysmama@gmail.com.

Supplies:



Thanks to Chris Diaz at Stamp Paraphernalia for updating their PSC site information on the net.

Check out their online store for all your Philatelic supply needs.

Subscription Services: Bill Wacenske a Member of the PSC recommends Scott A. Shaulis for the purposes of purchasing Quality US stamps. Scott Shaulis provides a US New Issue Subscription Service for your consideration www.shaulisstamps.com or contact Scott a scott@shaulisstamps.com.




Stamp News:



New Stamps United States Postal Service Stamps

**October 4, 2019 | Forever 55cents | Single Stamp Design (pane 20)
Purple Heart**



Purple Heart stamp

The United States Postal Service will issue its newest iteration of the Purple Heart stamp Oct. 4 with a first-day ceremony at the Indypex stamp show. News of the non-denominated (55¢) forever stamp was first reported in *Linn's* Aug. 26 issue. The ceremony will take place at the stamp show site, the Hamilton County 4-H Fairgrounds and Exhibition Center, 2003 Pleasant St., Noblesville, Ind.

The stamp design features the medal (with part of its ribbon) that is awarded to U.S. military personnel who have been wounded or killed in action. The medal design shows a left-facing profile of Washington within a purple heart framed in gold. Above Washington is a representation of his family crest. The medal is suspended from a purple ribbon bordered in white.

The Purple Heart medal has appeared on U.S. stamps with great regularity since 2003, when a 37¢ self-adhesive stamp was printed. The most recent variety was issued in October 2015. The 2015 version of the Purple Heart stamp remains on sale at some post offices and from the USPS Stamp Fulfillment Services division.

October 11, 2019 | Forever 55cents | Multiple Stamp Design (pane 20)



SPOOKY SILHOUETTES

The United States Postal Service is turning on the special effects for its 2019 Halloween stamp issue. The non-denominated (55¢) Spooky Silhouettes forever stamp set of four will be issued Oct. 11, just in time to mail Halloween greetings. The stamps are being printed by flexography using rainbow foil. A description in the Fall 2019 issue of *USA Philatelic*, the Postal Service’s mail order catalog, adds that “Beneath the ink of each image lies a layer of iridescent pigment.”

The four images show spooky scenes captured as silhouettes through Gothic style windows. On the first stamp, an arched window frames a raven on a bare tree branch with a black cat below against a yellow sky background. Two cathedral style windows show wispy ghost figures, one sad and one smiling. Behind them is an orange tint. On the third stamp, a window with heavy curtains reveals a giant spider approaching its web. The background is a deep glowing red. The final stamp depicts another arched window with three flying bats. Black stars are also visible in the deep purple sky.

Important: The Postal Service employees have been directed not to split these panes to sell stamps individually. Only Forty million stamps are being printed and processed by USPS contractor Ashton Potter.

The first-day ceremony for the Spooky Silhouettes stamps will take place at 5 p.m. Friday at Emerson Park Stage, 6 Mount Vernon St., in Milford, N.H., as part of the Oct. 11-13 Milford Pumpkin Festival.

**October 25, 2019 | Forever 55 cents | Multiple Stamp Design (book 20)
Holiday Wreaths**



The USPS Postmaster General Megan J. Brennan will release and participate in the Oct. 25th First-day ceremony of a set of four festive holiday wreaths. The non-denominated 55c forever stamps will be issued in a double sided pane of 29 U.S. booklets. These stamps will go on sale nationwide on Oct 25 issue date. The issue is inspired by the decorating traditions of early America. The Postal Services says that the designs “create a felling of warmth and welcome”

*New Stamp - Stamp images provided by the United States Postal Service.
Copyright © 2019 USPS. All Rights Reserved.*