

UNITED STATES GRILLS (1867-1874)

By Teela "Pong" Pongpakdee

Poway Stamp Club

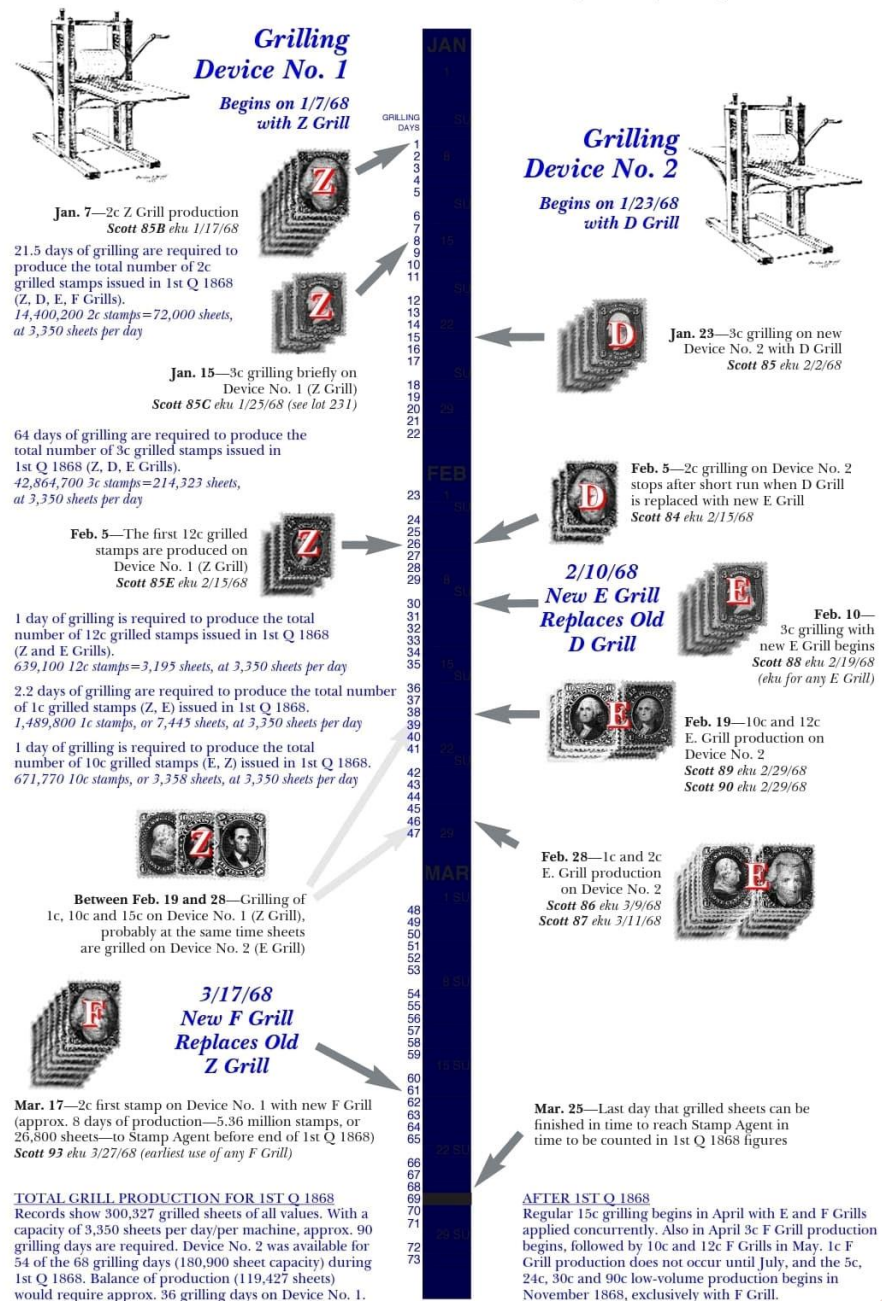


WHAT ARE GRILLS?

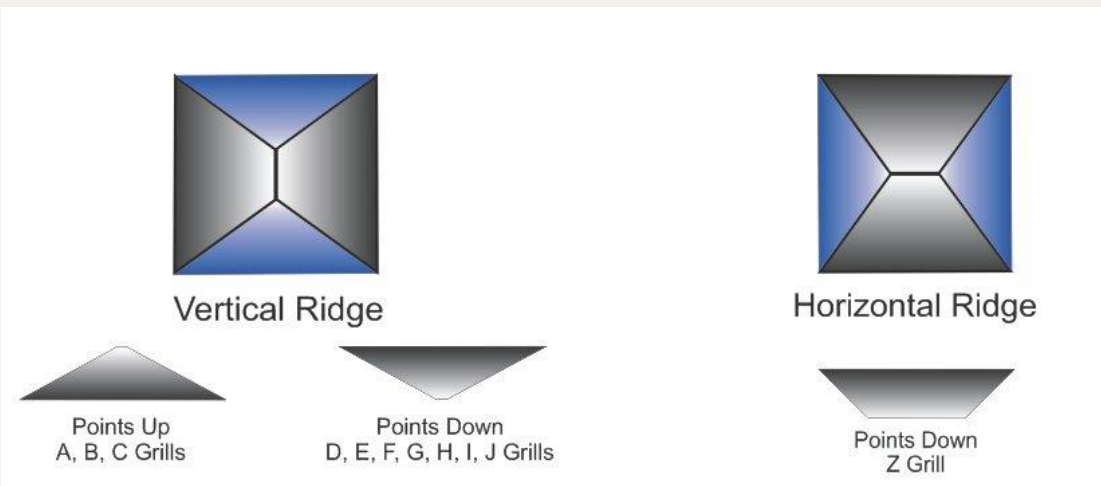

-
- Grills are a group of parallel rows embossed into the stamps, the intent being to allow canceling ink to absorb into the paper making the removal of the ink impossible or very difficult, thus preventing the re-use of the stamp
 - Identifying the various grills is much easier than most collectors realize. Rather than struggling with exact measurements of the grills, all can be positively and quickly identified because each of them has one trait that is unique to only that one grill.

GRILLED STAMPS A TIMELINE

Timeline of D, E, F and Z Grill Production—January to April 1868



*WHAT DO THE
GRILL POINTS
LOOK LIKE?*



HOW YOU LOOK FOR GRILLS



GRAPHITE METHOD


1. Take a pencil which contains softer lead and deposit graphite from the point onto a piece of paper by rubbing back and forth until you have plenty on the paper.
2. Use your finger tip to transfer some graphite from the paper onto your finger tip by rubbing your finger over the grill area.
3. Now rub your fingertip gently over the grill area. You should now be able to see grill points much more clearly than without the graphite enabling you to study the points and count them if you wish.
4. The graphite will NOT harm the paper but keep in mind that 'less is more'. Do not over-apply the graphite, use only enough to highlight the grill. The graphite can be erased using a soft eraser but it is generally better to simply leave it in place.
5. While using graphite has been widely accepted over the years, there are some who feel this is not a good practice. They believe it alters the stamp and that grills can be viewed without graphite using methods such as watermark fluid.

HOW YOU LOOK FOR GRILLS

Watermark Method



HOW YOU LOOK FOR GRILLS



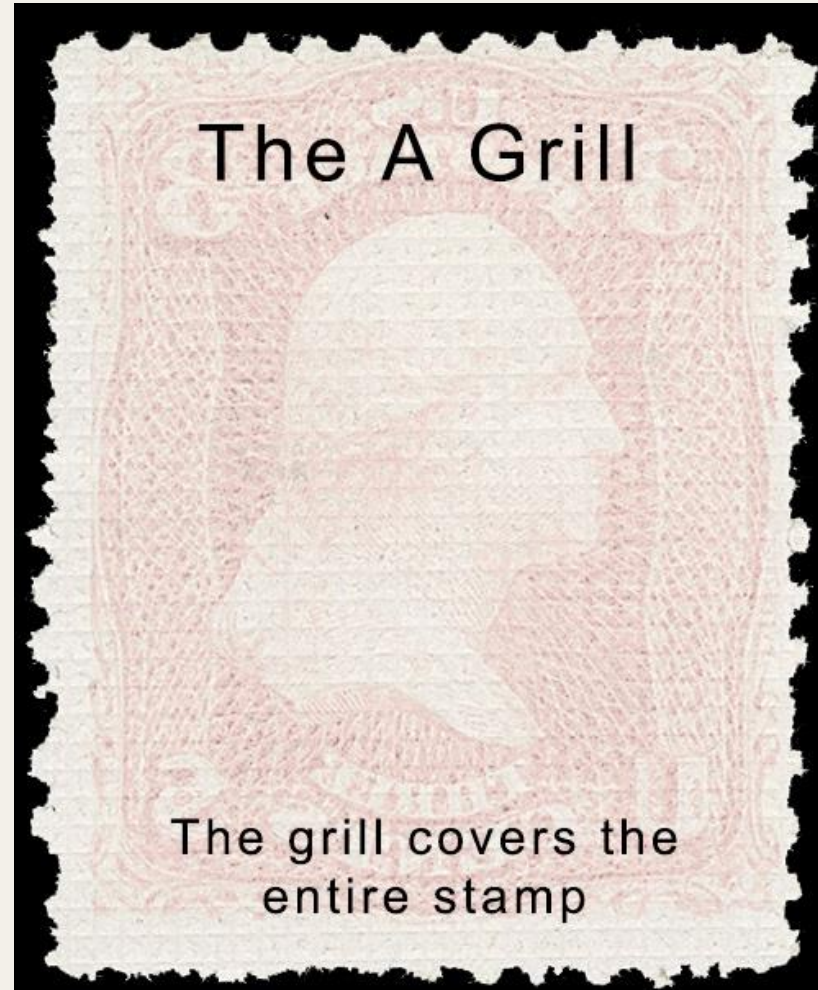
Side lighting at an extreme low angle



TYPES OF GRILLS

EKU: AUG 13th 1867
LKU: ~MID DEC 1867

Experimental Issue



- Easily identifiable due to grill covers the entire stamp
- Points face up and are vertical in orientation
- "A" grills are of sub-standard quality resulting in deteriorated perforations and fragile stamps

FAKE "A" GRILLS



B GRILL

EKU: Feb 1868
Experimental
(possible essay)



- Consisting of 18 points wide by 22 points tall
- Only 4 known

The four recorded examples of #82 originated on a February 1869 cover from Mason, Texas, to Germany



After it was found that the A grill mangled the perforations and margins of the stamp when separated it was decided to reduce the size of the grill. Hence the B grill. It must not have been enough of a reduction due to the limited number of survivors indicate it was a short-lived grill. These may have been essays delivered to the Post Office Department.

C GRILL

EKU: Nov 15th, 1867
Experimental

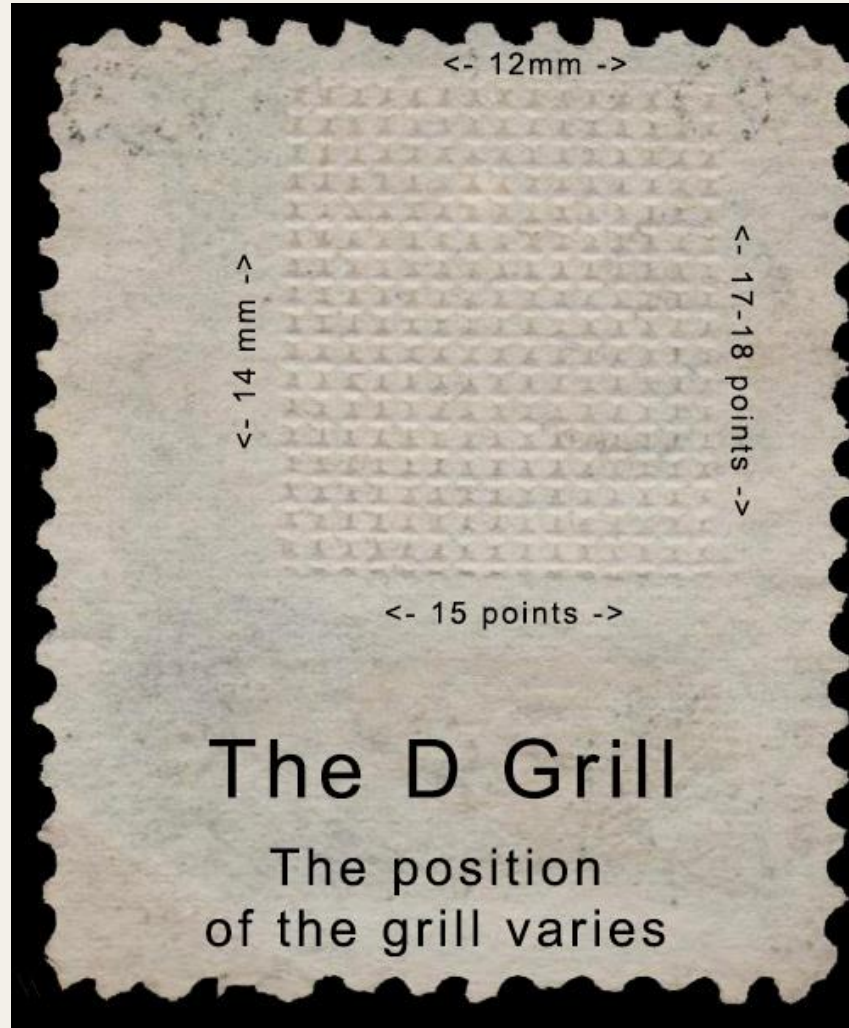


- Consisting of point 16-17 across and 18-21 high The grill points are facing down
- This was also the last issue to be produced with the grills pointing up, thereafter stamps were produced with the grills pointing down. It was considered unsatisfactory and was not used again.
- The C grill on #83 is not commonly counterfeited. It is far more likely that a stamp is submitted for certification claiming to be a C grill but was another grill, often the E grill of #88

D GRILL

Issued: February 8,
1868

Considered the 1st
Issued Grill



- Consisting of 15 points across an 17-18 points tall
- Points face Down

E GRILL

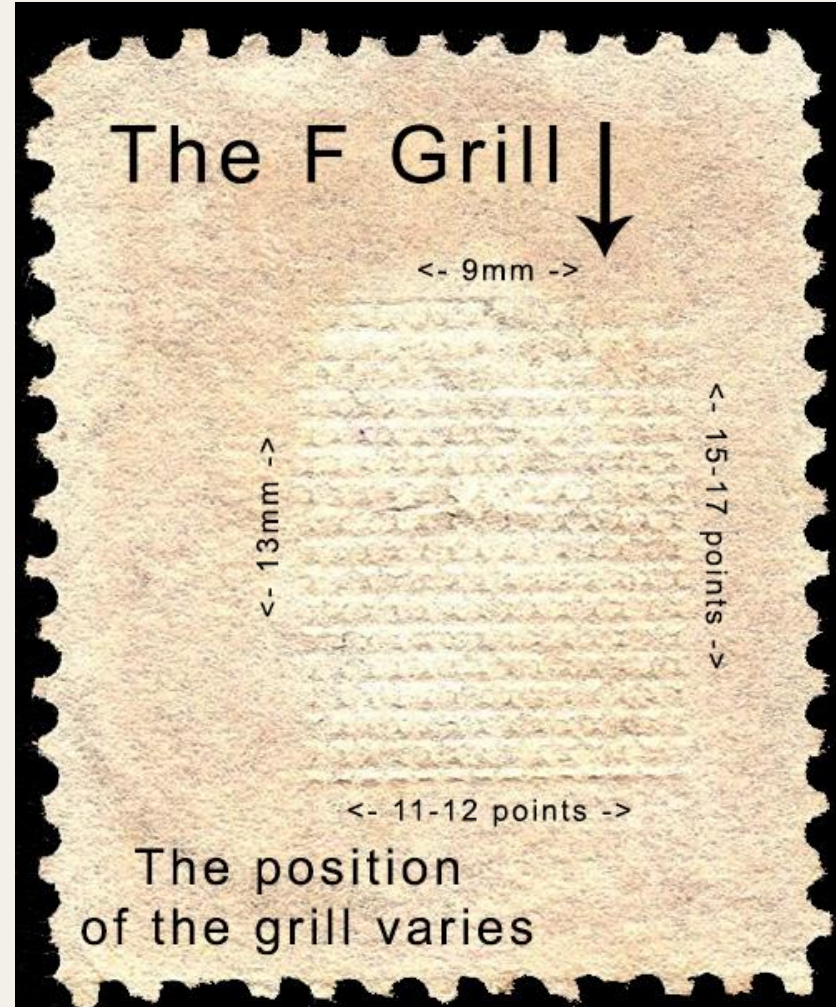
Issued: Feb 19th, 1868



- Consists of 14 points across 15-17 points tall
- Points face down
- Comes in various values 1c, 2c, 3c, 10c, 12c, 15c

F GRILL

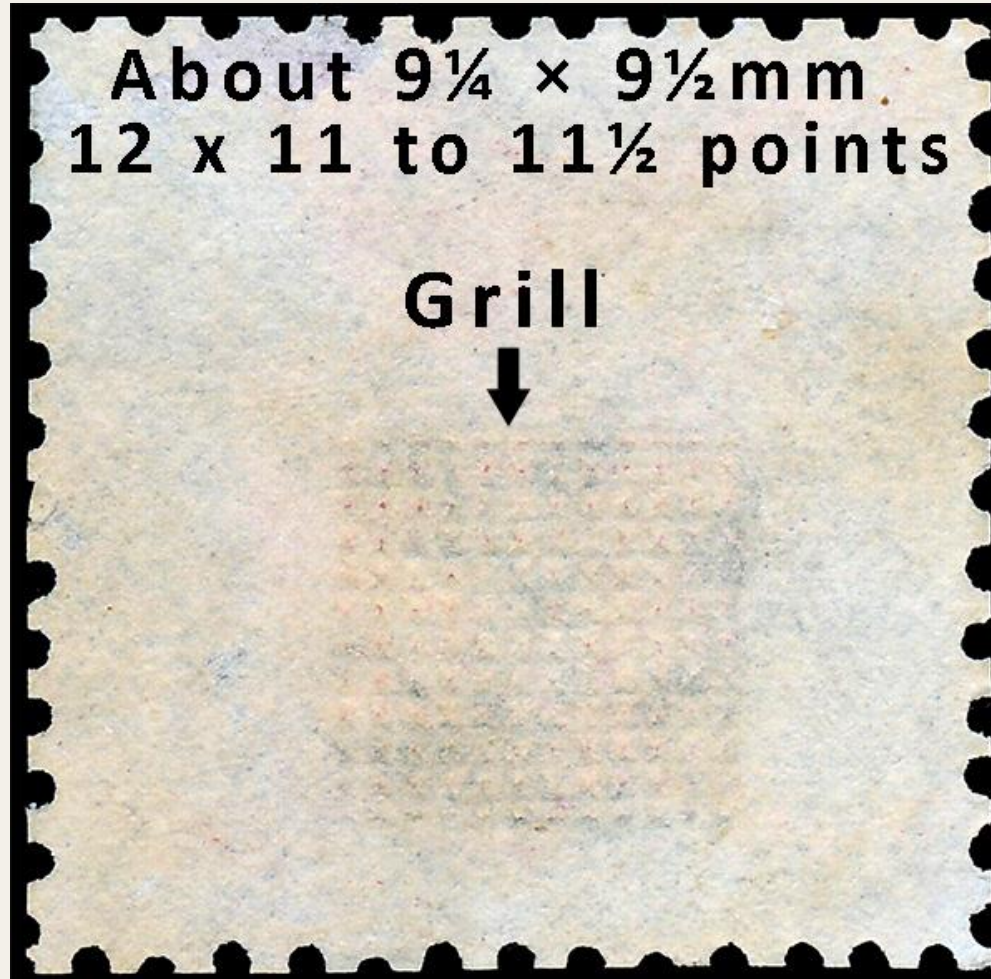
Issued: Mar 27th, 1868



- Consists of 12 points across and 16-17 points tall
- Points face down
- Most common grill
- Exists in the following values 1c, 2c, 3c, 5c, 10c, 12c, 15c, 24c, 30c, 90c

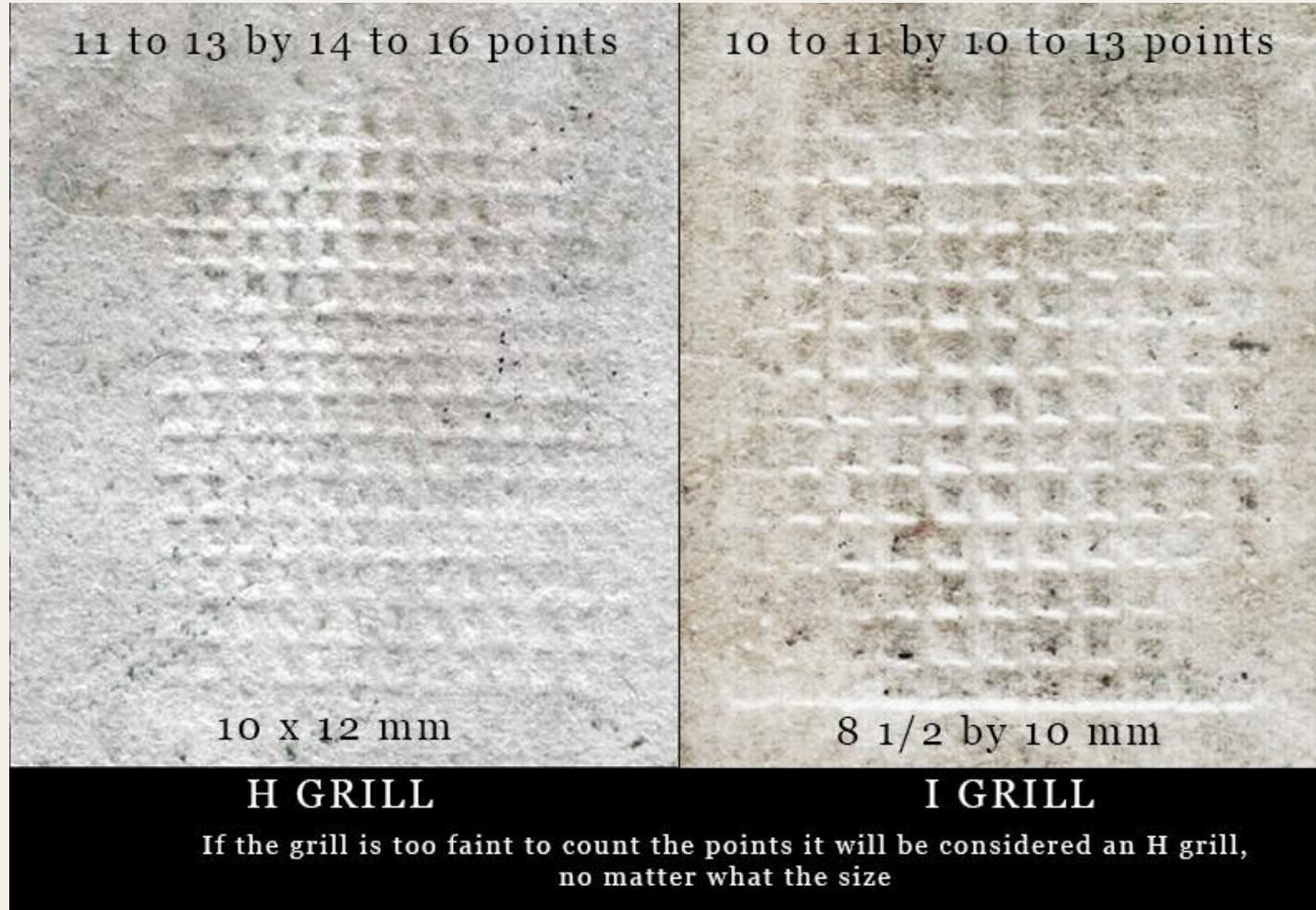
H GRILL

Issued: Mar 27th , 1868



- Consists of 12 points across and 11 Points tall
- Points Face down
- Unique only to the 1869 Pictorial issues

H/I GRILL



- H-10 across
I-8-9 across
- Notoriously faint
- Exists on Lrg Banknotes series



J GRILL

Possibly early
1874

Experimental?



- Consists of 10 points across 12 points vertically
- Most (but) not all impressions will puncture stamp
- Rare




Z GRILL

Issued: Jan 17th,
1868



- Consists of 15 points across and 17-18 points tall
- Points face up
- Most famous /infamous of all US grills
- Commonly confused with "E" grill
- Only Identifiable difference is the ridge of the male biscuit is horizontal instead of vertical

Z GRILL *(cont.)*



- The ONLY way to differentiate from an E grill and a Z grill is the ridge is HORIZONTAL

Z GRILL

(cont.)

- The ONLY way to differentiate from an E grill and a Z grill is if the ridge is HORIZONTAL



QUESTIONS?

- Acknowledgements:

Mr. Rex Dean Bishop "1868 Production Grills; *Why grill size matters*. Collectors Club Vol99 No4.

Mr. Ken Lawrence "The 1 cent Z grill mystery" *The Congress Book* 1995

Mr. William L. Stevenson "*United states Grills*" book series 16

1. <https://siegelauctions.com/enc/pdf/1868Z.pdf>

2. <https://www.theswedishtiger.com/US-stamp-grills.html>

3. United states Grills 1867-1863 <https://www.facebook.com/groups/1085343698927397/>