



HOW TO KEEP POND WATER

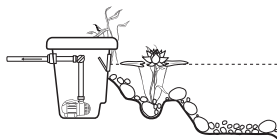
Clean &  
Healthy





**Y**our pond is a beautiful ecosystem to a host of living things and you want to ensure that the habitat is healthy for the sake of both your fish and plants. Not to mention, a pond with clean water is so much prettier to look at than a murky water garden.

Most pond owners are aware of the importance that good water quality plays in a pond habitat. But not knowing how to get or keep water quality can prove challenging to some pond owners. Our handy tips will help you keep pond maintenance to a minimum so you can spend more time relaxing and enjoying your water garden! 🌀




---

## CHOOSE THE RIGHT SIZE PUMP FOR YOUR POND

Pumps are the heart of any water feature, continually circulating water and providing aeration to create the basis for a stable ecosystem. Proper pump sizing is critical to the health and function of your water feature and you want to be sure you've selected the correct pump.

To provide optimal water quality, you want to circulate the entire pond's water volume a minimum of once every hour. If your pond contains 1,000 gallons of water, you need a pump that will push a minimum of 1,000 gallons per hour. Other variables come into play when choosing the proper pump, like the height of your waterfall and the length of pipe that runs from your pump to the waterfall.

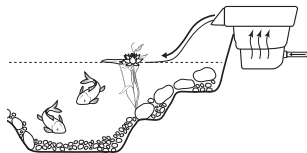




Select Your Pond Pump at  
[aquascapeinc.com/pond-pumps](https://aquascapeinc.com/pond-pumps)

Aquascape makes it easy to choose the right pump with our handy, online [pond pump selection guide](#) to make sure you're using the right pump type and size for your pond needs. 🌀






---

## CHOOSE PROPER FILTRATION FOR YOUR POND

A good biological filtration system, paired with a mechanical filter (such as a skimmer) to remove solids before the water enters the biological filtration unit, is the most effective way to filter water. Designing and implementing an efficient circulation and filtration system ensures that the water is oxygenated and pond debris (including leaves, floating algae, and anything else that's blown in) will be swept from the pond's surface and deposited into an easily emptied skimmer basket.

Aquascape ponds incorporate a [BioFalls® biological filter](#) that serves as the start of the pond's waterfall. The waterfall activity adds much-needed oxygen to the pond. Ideally, your skimmer should be placed on the opposite side of your pond. [Aquascape skimmers](#) provide room to house your pump, along with a basket that catches leaves and debris for easy clean-up. 🌀



## MAINTAIN A HEALTHY FISH POPULATION

Pond owners love their fish and so it's easy to over-populate your pond – especially if your fish have babies! Make sure you have no more than 10" of fish for every 100 gallons of water in your pond. For example, if you have one 10" fish, your pond should be no smaller than 100 gallons. If you have two 10" fish equaling 20 total inches of fish, your pond should be no smaller than 200 gallons. If you have 20 fish at various lengths that equal 300" when combined, then you need a 3000 gallon pond. This is important because you want to avoid excessive fish waste, which can cause an unhealthy imbalance in pond water.

Calculate How Much Water Is in Your Pond:  
(Length x Width x Average Depth x 7.48) x 0.8 = U.S. Gallons\*

\*Length, width, and depth are measured in feet







## DON'T OVER-FEED YOUR FISH

One of the many joys of pond ownership is interacting with your fish. Many people train their koi to eat straight from their hand! However, when you feed fish more than they can eat, the uneaten food is left to decay in the pond. This can prove problematic to the quality of your pond water. Be careful not to feed your fish more than once per day, and no more than they can eat in two to three minutes. Remove all excess, leftover food so it doesn't deteriorate in your pond.

If you want happy and healthy pond fish, choose a [high-quality fish food](#) such as those provided by Aquascape. We offer a variety of fish foods that contain probiotics to aid in digestion and reduce fish waste. 🐟







---

## CREATE A PROPER BALANCE OF PLANTS

**P**lants absorb excess nutrients in the pond and help filter the water. In addition, plants like waterlilies and water lettuce help to shade the pond and keep the water cooler during hot summer months. During the peak pond season, you want to ensure that 40% to 60% of the surface area of your pond is covered or shaded by plants. On the contrary, too many plants can cause oxygen deficiencies at night due to the photosynthetic process when the plants take in oxygen and give off carbon dioxide.

You'll enjoy the beauty provided by a wide range of pond plants, which fall into four basic categories. Waterlilies are a favorite for the beautiful color they add to a pond. Hardy lilies return every year if properly over-wintered. Tropical waterlilies will die during winter months in most climates and are typically treated like annuals. Marginal plants thrive in shallow water near the edges of the pond. They include both flowering and non-flowering options and help to soften rock edges while providing filtration benefits. Floating plants such as water lettuce and water hyacinth float on the surface of the pond with their roots dangling in the water. Finally, oxygenators are planted at the bottom of the pond and help provide hiding places for fish. 🧡



See How to Plant Your Pond at  
[aquascapeinc.com/water-gardening/plants/  
tips-planting-pond](https://aquascapeinc.com/water-gardening/plants/tips-planting-pond)





---

## CLEAN DEBRIS FROM YOUR POND BEFORE IT HAS A CHANCE TO DECAY

**D**ecaying leaves and debris, combined with fish waste and leftover fish food, can cause ammonia levels to spike in your pond. High ammonia levels can stress your fish and cause illness. Be sure to remove dying leaves and plants, and remove uneaten fish food before it has a chance to decay. During the summer months, you shouldn't find a lot of leaves and plant debris in your pond, but be sure to trim any dying leaves from aquatic plants. During the fall season, make leaf control easier by installing [Aquascape Protective Pond Netting](#) over your water feature before leaves begin to drop from the trees. Beneficial microbes such as [Aquascape Beneficial Bacteria](#) can be added to your pond on a continual basis to help keep pond water healthy and clean. 🌀



## KEEP YOUR POND COOL DURING THE DOG DAYS OF SUMMER

When pond water exceeds 75° Fahrenheit, it has a more difficult time retaining acceptable levels of dissolved oxygen. Shading your pond with aquatic plants such as waterlilies, water lettuce, and others, will help keep water cool. As an alternative, you can add [Aquascape Pond Tint](#) to shade the water and keep it cool.







Fish need oxygen to survive. If you see them at the pond's surface gasping for air, add an [aerator](#) or [AquaForce® Pump](#) to increase oxygen levels in the pond during times of extreme heat. 🌀

## HELPFUL RESOURCES:

### Automatic Dosing System

The [Automatic Dosing System](#) is a revolutionary product that automatically adds a choice of specially formulated Aquascape water treatments to ponds, waterfalls, and fountains. Easy to install, you'll no longer have to follow a weekly maintenance routine of adding beneficial bacteria to keep your pond clean and healthy. The Automatic Dosing System does it for you! Eliminate the guesswork and time of manually adding water treatments to your pond. [Four treatment options](#) are available for ponds and [two options](#) are available for waterfalls and fountains. The Maintain treatment should be used throughout the pond season. If issues arrive, replace it with one of the other three appropriate treatment pouches. You're going to love the convenience of the Automatic Dosing System!

## Pond Pump Selection Guide

Finding the proper pump for your water feature doesn't have to be a struggle. Try our online [Pond Pump Selection Guide](#) to select the right pump for your water feature needs. You'll find a range of sizes and options. Whether you're purchasing a new pump or replacing an old one, you can't beat Aquascape pumps for durability, reliability, and efficiency.

## Water Treatment Options

From simple barley straw to [Algaecide](#) and more, Aquascape offers a wide range of simple-to-use [water treatments](#) to solve any water quality issue you might be facing.

## Pondside Monthly: Free E-Newsletter

Sign up at [aquascapeinc.com/pondside-monthly-e-newsletter](https://aquascapeinc.com/pondside-monthly-e-newsletter) to receive our free monthly e-newsletter, Pondside Monthly. At the beginning of each month, you'll receive helpful tips and articles related to all things water gardening!



[aquascapeinc.com/](https://aquascapeinc.com/)



[facebook.com/AquascapeInc/](https://facebook.com/AquascapeInc/)



[pinterest.com/aquascapeinc/](https://pinterest.com/aquascapeinc/)



[youtube.com/gregwittstockthepondguy](https://youtube.com/gregwittstockthepondguy)



[youtube.com/aquascape4](https://youtube.com/aquascape4)

