



Samaritan House Annual Report

Fiscal Year 2014-15

www.thesamaritanhouse.org

Report to Supporters

Samaritan House has had another banner year in FY-15. In all we have had 156 people come to us needing

help, and we provided 3,277 bed days of care. But this was overshadowed on March 4th when Samaritan House celebrated its tenth anniversary at a luncheon. The speaker, Mr. Dave Richard, Deputy Secretary of the NC Department of Health and Human Services, had high praise for Samaritan House and what it has achieved. He told the over two hundred people gathered that we were accomplishing things that the state cannot do on its own and applauded us for our innovation in the community.

As the economy improves, our homeless population has decreased slightly. More people who were situationally homeless have been able to get and maintain a job. We are also seeing more of our chronically homeless obtaining housing through organizations like Moore Place. These are all positive indicators for our community.

For those homeless who are sick or injured, the chronic illnesses, such as heart and lung disease, diabetes, liver disease and cancer still make up a majority of the illnesses we see. This is a direct result of many years living on the streets and in the shelters. If you look at the ages of the people we serve, you will see that people in the 40s and 50s age range are the majority of the people we serve. They have the longest times on the streets. Orthopedic injuries are also prevalent being the largest single injury or illness seen during the year.

During last year we have become aware of an additional need for care in the community. According to the Levine Cancer Institute, there is a desperate need to house homeless cancer patients who are receiving treatment. For the homeless cancer patients still on the streets, getting back and forth to almost daily radiation or chemotherapy treatments is nearly impossible. In many instances, the patient needs to be inside and comfortable with people to remind them to take medications on time so that the treatments can be beneficial. Effective treatment for cancer while on the streets is usually not successful.

We also realize that there is a need for taking care of families with a sick family member. No one wants to break a family apart. Yet, that is what can happen, especially when a father or mother gets sick. We have been receiving at least one call a week from a mother or father who is desperate to find a place where a sick parent can go with their children.

At the Annual Board Retreat this year, the Samaritan House Board determined that these would be our priorities for the coming years. First, we will concentrate on the cancer patients, to find a way to increase capacity and procedures to help this segment of our population, then we will be looking at

ways to take care of families with a sick member. The families portion will be more difficult where children are concerned and we want to make sure we will be able to handle this new aspect of care. We are already looking at ways to address the cancer issues and expand into this area.

2014-15 was also our best year ever for our volunteers. Last year we surpassed 10,000 volunteer hours at Samaritan House. Over 1600 people volunteered one or more times with us. These are amazing numbers for a small nonprofit. We had a volunteer appreciation event last September where our volunteers could come out and have hamburgers and hot dogs, see police dog demonstrations, climb in a NASCAR race car, play in kiddie houses, and enjoy some times together. We will hold that event again this year and have even more fun things for our volunteers and families can do.

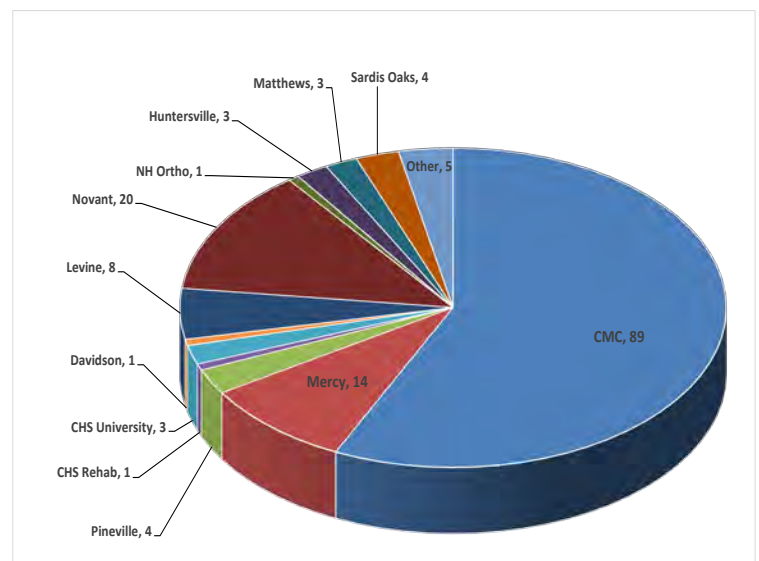
We have also been busy sharing information on our policies and procedures with other groups wanting to replicate our services. As a result, not only is our model open in Asheville, but also opening in Wilmington, Raleigh, Winston Salem, Greenville, SC, Boulder, CO, and Madison WI. We are considered by many to be a best practice in the United States.

Thanks for the support that makes this possible!

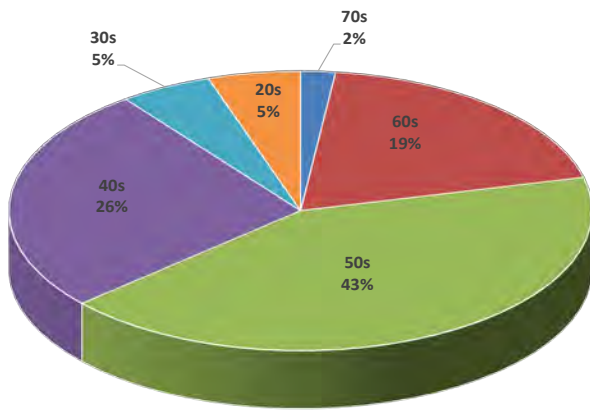
Below are the graphs detailing our success and operations.

Hospital Referrals

Our guests came primarily from Carolinas Healthcare System hospitals and clinics.

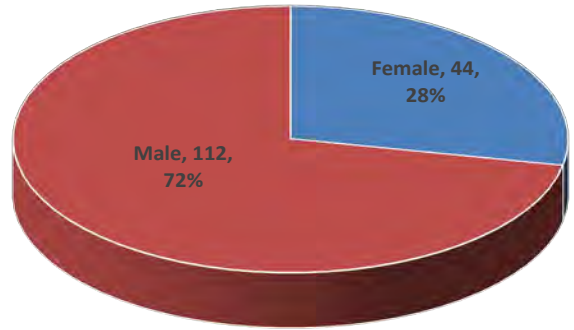


Age

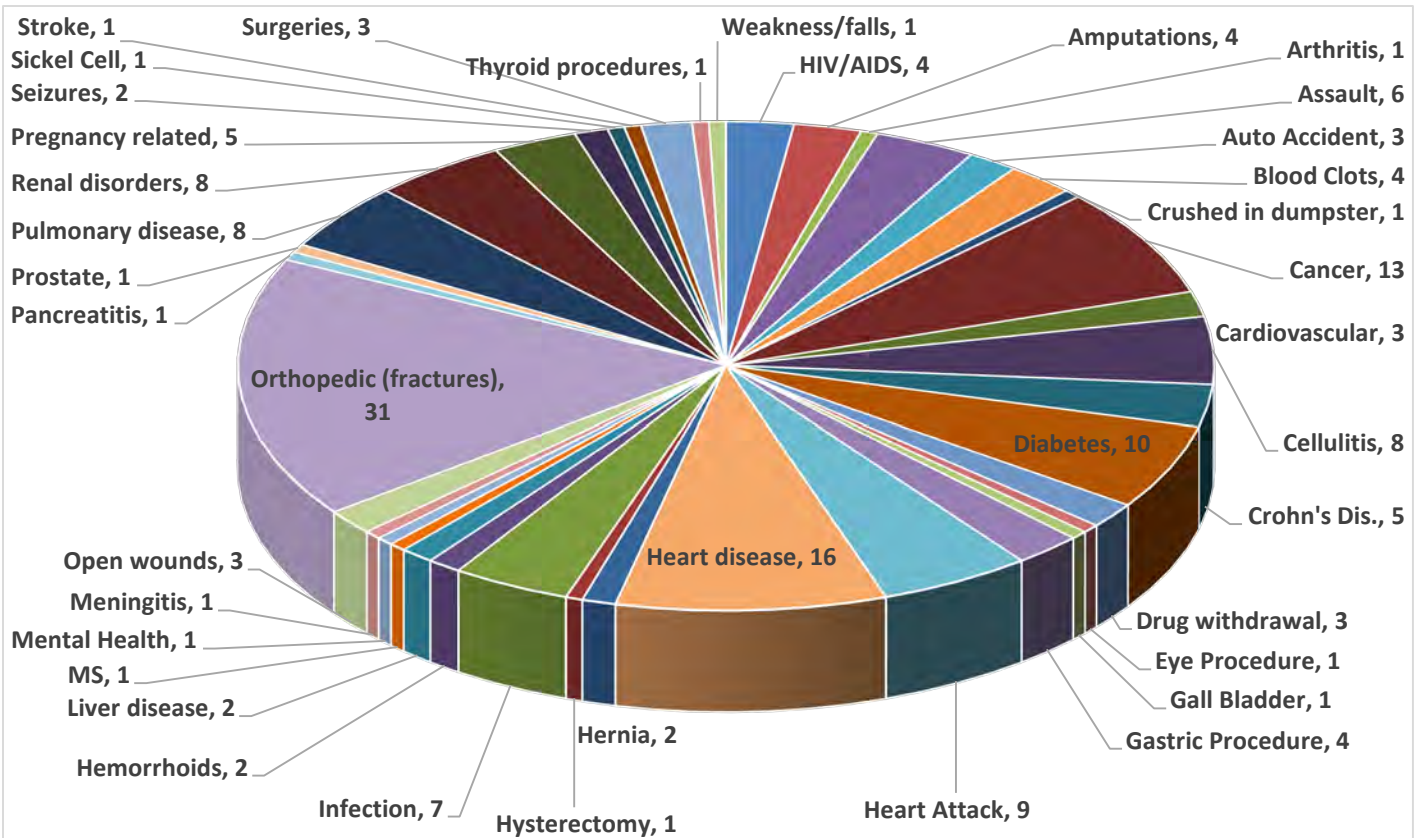


As you can see, the majority of men and women come to us between the ages of 40 and 60. The eldest this year was in over 76.

Gender



The number of women increased to 28% last year.



Illness/Injury

As discussed, the breakdown of illnesses and injuries gives a good idea of how serious most of our illnesses are. The chronic illnesses such as heart disease, lung disease, diabetes, liver disease, and cancers make up a large percentage of what we see.

The Samaritan House Board

President - Rod Wilkes
Treasurer - Gene Schlaman
Secretary - Ivan Carson

John Barringer Mark Benda Valarie Cary
Christopher Hailey Jon Joffe Carol Lillard
Phil Meyers Steve Patterson Chanra So
Gene White John Wilkie

Staff

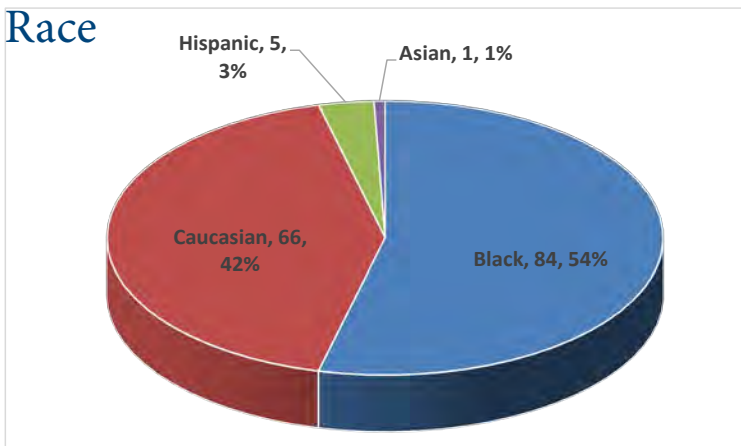
Brad Goforth, Executive Director
Gregg Chapman, Creola Sanders, David Shaw

Plus over 1,600 volunteers!

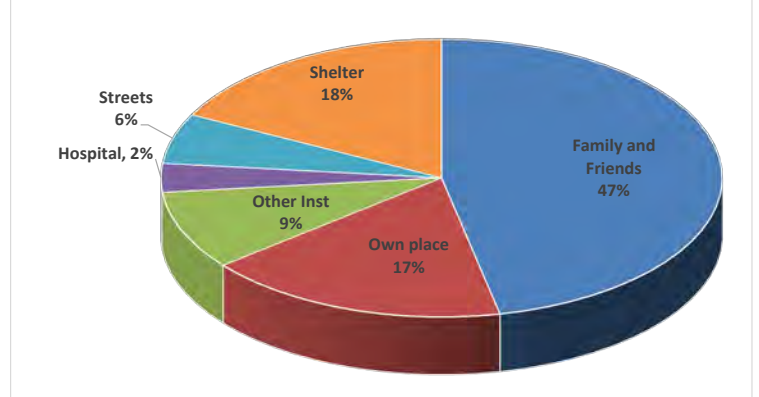
Our Mission:

To provide short term recuperative care for homeless men and women following a hospital or emergency room stay.

Race



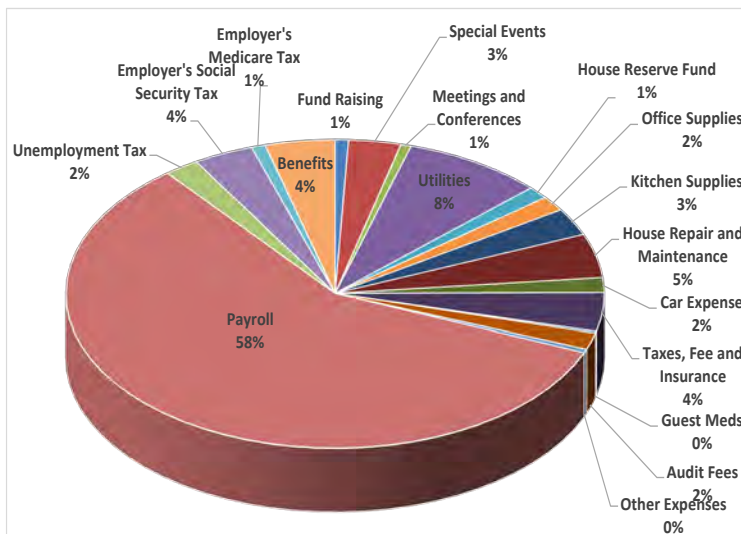
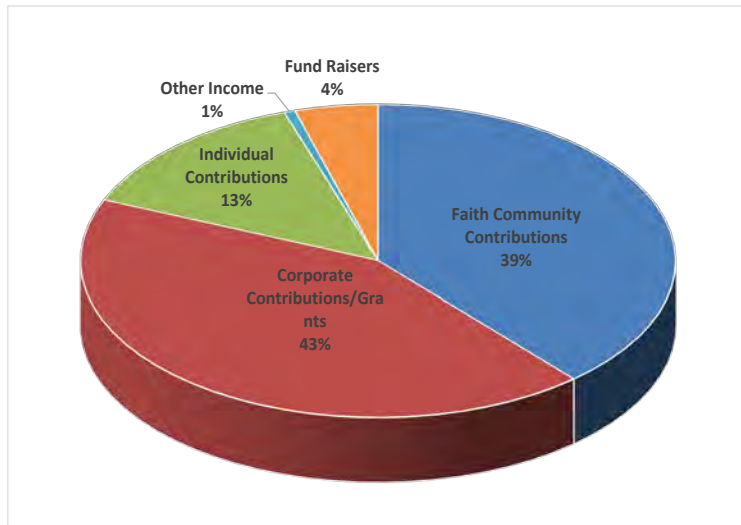
Where people go when they leave



**Samaritan House
Budget for year ending 6/30/16**

Finances for 2014-15

Income



Expenses

Budget For
FY 2015-16

Income

Faith Community Contributions	75,000.00
Corporate Contributions/Grants	96,000.00
Individual Contributions	46,500.00
Interest and Other Income	1,500.00
Fund Raisers	25,000.00
Total Income	244,000.00

Expenses

Fund Raising	2,000.00
Special Events	8,000.00
Meetings and Conferences	1,000.00
Utilities	20,800.00
House Reserve Fund	3,600.00
Office Supplies	5,000.00
Kitchen Supplies	7,000.00
House Repair and Maintenance	7,000.00
Car Expense	3,600.00
Taxes, Fee and Insurance	9,500.00
Guest Meds	500.00
Audit Fees	4,200.00
Other Expenses	800.00
Total	73,000.00

Employee Costs

Payroll	144,127.25
Unemployment Tax	4,972.00
Employer's Social Security Tax	8,935.89
Employer's Medicare Tax	2,089.85
Benefits	10,000.00
Total	170,124.99

Total Expenses

243,124.99