




**Queen's  
Guide award**




## Are you up for the ultimate challenge?

Then the Queen's Guide award – the highest award in Girlguiding – could be for you.



Open to Rangers and adult members aged 16–30, it shows you've really challenged yourself and achieved your goals in lots of areas. It could also impress potential employers, colleges and universities.





'My Queen's Guide award brought me so many new opportunities, with fantastic people to meet along the way. It led to my first international guiding experience (to Ireland), running a STEM-themed (Science, Technology, Engineering, and Mathematics) guiding event for 60 Guides and my residential qualification – amongst other things, all with a lot of laughter along the way!'

**Katherine, Queen's Guide award holder**

### A little history

We first introduced the Queen's Guide award in 1946, in honour of the Queen Mother who graciously gave permission for the award's symbol to include Her Majesty's crown. The award later passed to Queen Elizabeth II when her reign began.

This special award has developed and seen many changes over the years. But it's always focused on service to guiding and service to the wider community.



## What you'll do

The Queen's Guide award is based on **personal challenge** and **participation**.

Throughout your journey, you'll develop **6 core skills**:

- **Resilience:** Dealing with and overcoming problems
- **Teamwork:** Working well with others to achieve a goal together
- **Leadership:** Inspiring, encouraging and motivating others
- **Communication:** Expressing yourself with confidence
- **Independence:** Being responsible for your own choices
- **Reflection:** Thinking about what you've discovered on your journey

### What does being a Queen's Guide mean to you?

'For me, it means carrying on a family tradition of guiding from both my grandma and my mum (also a Queen's Guide!), as well as challenging myself to venture out of my comfort zone, to discover that I'm capable of so much more than I could have imagined before.'

**Sophie, Queen's Guide award holder**

## The award is made up of 5 sections:



**Personal development challenge** – Develop a skill in or outside of Girlguiding to enhance your personal growth. This could be anything from ballet to circus skills, gardening to playing a musical instrument. And you'll get to share your skill with others in guiding, inspiring them to take it up!

---



**Guiding challenge** – Take an active part in guiding at a variety of levels. Make a difference in guiding by doing 4 projects focused on girls, volunteers, growth and retention, and inclusion.

---



**Community action challenge** – Encourage active participation in the world we live in. This is your chance to increase your knowledge of an important issue through research and practical activities, then share what you learn with other Girlguiding members.

---



**Lead the way challenge** – Take on a leadership role in an outdoor environment. Try something new and adventurous! You have 3 options to choose from: residential, outdoor activity or expedition/exploration.

---



**Social experience challenge** – Challenge yourself in a new setting and focus on building new relationships. Experience something you've never done before and develop your interpersonal skills by going on a residential or attending an event.



## The 5 steps to getting your Queen's Guide award:

### 1. Get in touch

Contact your local commissioner or unit leader and let them know you're interested in starting your award. They'll put you in touch with your county Queen's Guide award coordinator.

### 2. Choose who'll support you

You'll need a mentor to support you to work towards your award. Before you start, you should agree a plan for what you're going to work on for the award with your mentor or coordinator.

### 3. Plan your activities

You've got 3 years to complete your award (you can take a planned break of up to a year on top of this if you need to). Decide with your mentor or coordinator what you're going to do for each challenge. Remember

to check if you can use your activities for any other awards.

### 4. Do the activities

Get started! You'll need to record evidence and reflections for each challenge using your record book. You can record your journey and achievements in lots of different ways. Your assessors will sign off your challenges as you complete them.

### 5. Achieve your Queen's Guide award!

Once you've finished all your sections and sent your record book to your county Queen's Guide award coordinator, they'll sign off your award and send it to Girlguiding HQ. Once it's been confirmed, congratulations, you're a Queen's Guide! You'll receive a certificate and badge during a special presentation.

### Contact details

Your county Queen's Guide award coordinator should be able to answer any questions you have. For any extra queries related to the award, email Girlguiding HQ at [queensguideaward@girlguiding.org.uk](mailto:queensguideaward@girlguiding.org.uk).



**Girlguiding**

Published by Girlguiding  
17-19 Buckingham Palace Road  
London SW1W 0PT

[info@girlguiding.org.uk](mailto:info@girlguiding.org.uk)  
[girlguiding.org.uk](http://girlguiding.org.uk)  
© Girlguiding 2023

Registered charity number 306016  
Incorporated by Royal Charter

