

# ASCENT X

BX36 | BX42 | Direct vent gas fireplaces



Including the Ascent X gas fireplace in any space guarantees memories that last a lifetime. This fireplace offers an authentic experience with hand-painted split oak logs and a glowing ember bed light. The included premium safety barrier keeps your family safe while preserving the captivating view. Customize the Ascent X to suit your unique style with designer options including trims, decorative panels, and media kits. With the included blower, and remote, enjoyment is made easy. Elevate your home with the Ascent X where realism, safety, and customization bring warmth and beauty to every moment.

## Features

- Ember bed lighting enhances authenticity
- Includes safety barrier and heat circulating blower
- Ceramic glass
- Same framing as the Ascent and Ascent Linear Series for easy installation transitions
- Up to 30,000 BTUs
- Warranty: President's Limited Lifetime
- Available sizes (width): 36", 42"

## Customize

### Included media:



Split oak log set

### Optional trim:



Black 3" trim


### Optional decorative panels:



MIRRO-FLAME<sup>®</sup> porcelain reflective radiant panels




Westminster standard




Westminster herringbone



Newport standard



Old Town Red standard



Old Town Red herringbone



Sandstone standard

### Optional enhancement kits:



Beach fire



Mineral rock



Woodland media

### Optional trims and surrounds:



Black Zen safety barrier



Black Heritage safety barrier



Black surround with safety barrier



Wrought iron surround



Scalloped wrought iron surround



## FIREPLACE DESIGN STUDIO

See your dream fireplace come to life in front of your eyes!  
Scan here to build your custom fireplace with available design options.



## Controls

### Optional eFIRE mobile app

Providing a more connected and convenient experience by controlling every setting right from your mobile device. This includes: on/off, flame height, and blower speed.

### Remote

Enjoy added convenience with the included remote—control every function of your fireplace, including power, flame height, and blower speed, from the comfort of your couch.



## Optional heat management

### Universal Heat Management (UHM)

This system operates electricity-free and without blowers, utilizing a set of ducts to efficiently circulate heat throughout the room, rather than blowing it directly from the front of the fireplace. Additionally, the UHM system lowers clearances for combustibles and enables the safe installation of electronics above the fireplace.

### Hot air distribution kit (LHAD)

Efficiently moves warm air from the fireplace to a different room or outdoors using flexible ducting.

## Innovations

### Battery back-up control

In the event of a loss of power, your fireplace will still light and keep you warm (batteries are not included but you can charge with your own power bank).

### Direct vent

Effectively removes exhaust and fumes from your space, keeping your indoor air clean while also conserving energy.





Good

Better

Best

Best



Ascent



Ascent X



Altitude X



Elevation X

Model No.	Dimensions		
	Width	Height	Depth
BX36NTRE	35"	34 5/8"	15 3/4"
BX42NTRE	42"	34 5/8"	18 5/16"



## Experience the Power of Fire

Napoleon's Power of Fire research has proved a fireplace can help reduce stress and stimulate your brain.

Scan to learn more about our research and the health benefits of fireplaces.



24 Napoleon Road, Barrie, Ontario, Canada L4M 0G8  
 103 Miller Drive, Crittenden, Kentucky, USA 41030  
 7200 Trans Canada Highway, Montreal, Quebec, Canada H4T 1A3



Consult your owner's manual for complete installation instructions and proper clearances to combustible materials. Check all local and national building codes and gas regulations. All specifications are subject to change without prior notice due to on-going product improvements. Products may not be exactly as shown. Flame height and activity is influenced by varying vent configurations and may not appear as shown. Napoleon is a registered trademark of Wolf Steel Group Inc. EnerGuide - A Canadian efficiency standard based on frequent, short start-up and cool-down cycles. All appliances sold in Canada are subject to this EnerGuide rating system. AFUE- A US efficiency standard (Department of Energy) based on extended on/off cycles, more typical of fireplace usage. Steady State - Reflects the highest possible overall heating efficiency.

Napoleon is a trademark of Wolf Steel Group Inc. and is used under license.  
 Napoléon est une marque de commerce du Groupe Wolf Steel inc. et est utilisée sous licence.

ADBRN1-ASCENBXX