

How to connect to a Zoom meeting for remote support session

Meeting Link:

<https://zoom.us/j/9043749865?pwd=VUxlTWkwUGZiSUVoK2pMOEI3bkRvdz09>

Launch Meeting - Zoom

zoom.us/j/9043749865?pwd=VUxITWkwUGZiSUVoK2pMOEI3bkRvdz09

Support English


zoom

A download should start automatically in a few seconds.
If not, [download here](#).

If you cannot download or run the application, [join from your browser](#).

**DO NOT try to open in browser
You will be forced to create an
account which is unnecessary**

Copyright ©2020 Zoom Video Communications, Inc. All rights reserved.
Privacy & Legal Policies

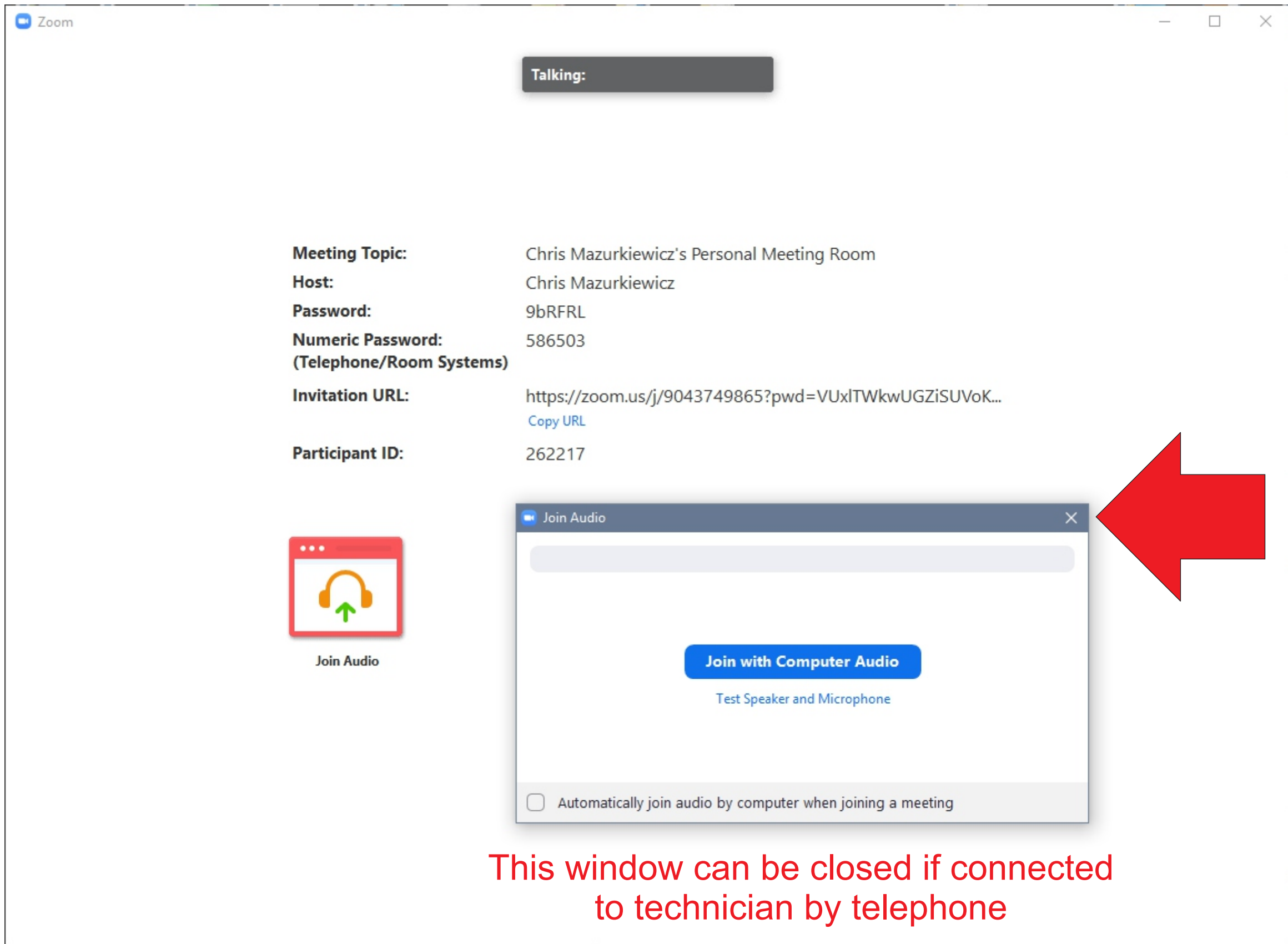
 Click Zoomexe.

Click Here to open the APP

Help

Zoom_3fe4e533f1...exe


Show all




This window can be closed if connected to technician by telephone

Talking:

Meeting Topic: Chris Mazurkiewicz's Personal Meeting Room
Host: Chris Mazurkiewicz
Password: 9bRFRL
Numeric Password: 586503
(Telephone/Room Systems)
Invitation URL: <https://zoom.us/j/9043749865?pwd=VUxITWkwUGZiSUVoK...>
[Copy URL](#)
Participant ID: 361983



Join Audio

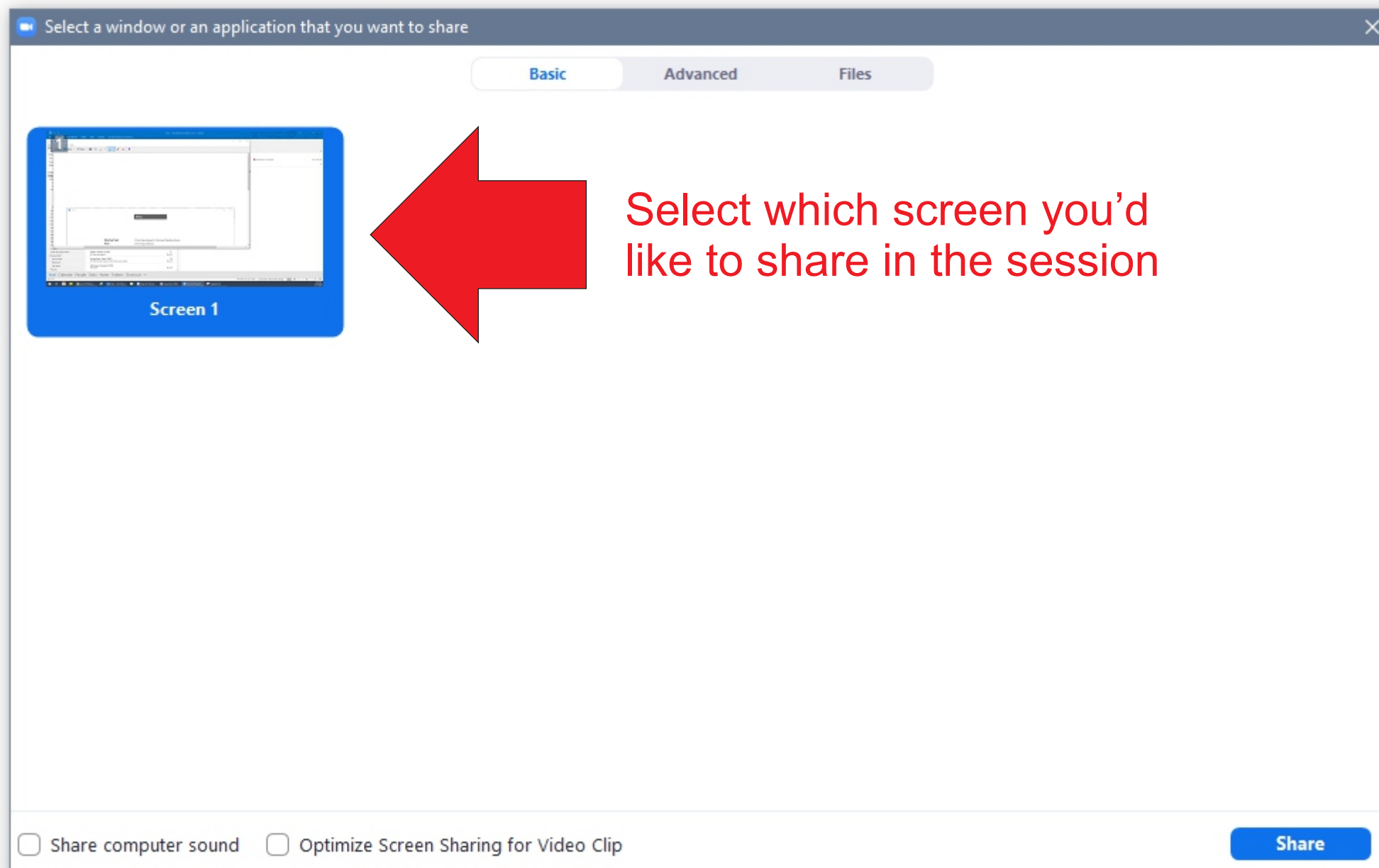


Share Screen

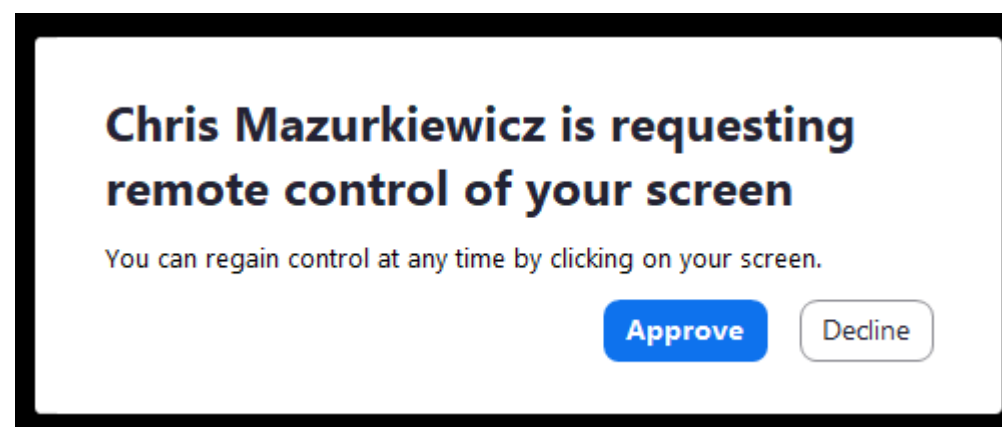


Invite Others

Click here



Select which screen you'd like to share in the session



Once your screen is shared you will be prompted to allow remote control. After you approve, the sessions will begin