

Jonah and the Big Fish

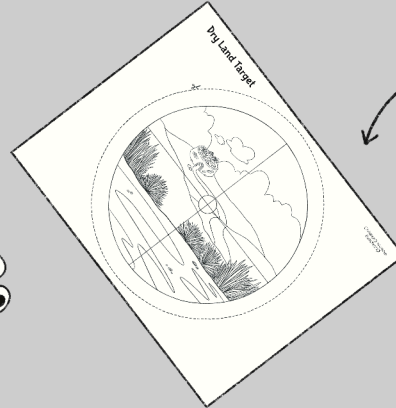
Popper Craft

What you need:

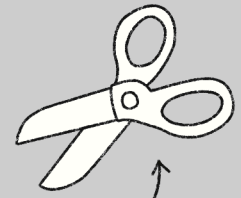


permanent marker

googly eyes



printed sheet

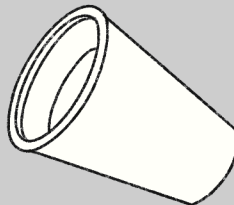


scissors

glue



cup



balloon




table tennis ball



What to do:

- 1) cut out the bottom of the cup
- 2) cut a small hole at the top of the balloon
- 3) tie the end of the balloon into a knot
- 4) stretch the cut top of the balloon over the cut end of the cup
- 5) decorate the big fish cup with eyes and fins
- 6) draw Jonah onto the table tennis ball with a permanent marker
- 7) put the table tennis ball in the cup and pull back the knot of the balloon to shoot it at the dry land target*



*you may want to glue or tape the target to a piece of cardboard to make it sturdier

Dry Land Target

