




Energy Meter

with Modbus Connection

SE-WND-3Y400-MB-K2



Energy Meter with Modbus Connection for SolarEdge Installations

- High accuracy meter readings for production/consumption monitoring
- Import/Export meter readings for export limitation functionality
- Small and easy to install - fits in standard electrical panel
- Supports residential, commercial and utility-size installations
- Support RS485 120Ω line termination

ACCESSORIES

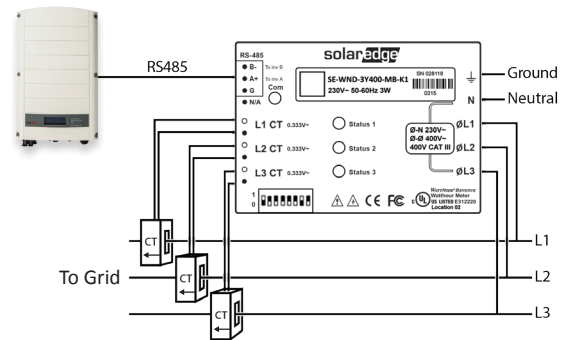
solar_{edge} Energy Meter with Modbus Connection

SE-WND-3Y400-MB-K2

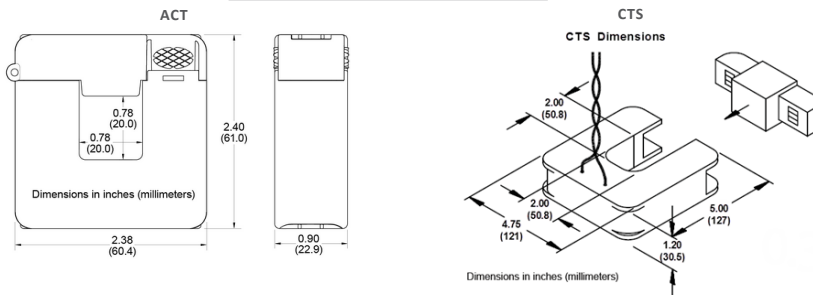
When ordering a meter, order current transformers as well:

| CURRENT TRANSFORMER MODELS(*) | RATED RMS CURRENT | DIMENSIONS (INTERNAL / EXTERNAL) |
|-------------------------------|-------------------|----------------------------------|
| SE-CTML-0350-070 | 70 A | 9 x 8.9 mm / 42.4 x 30.5 mm |
| SE-ACT-0750-50 | 50 A | 20 x 20 mm / 61 x 60.4 mm |
| SE-ACT-0750-100 | 100 A | |
| SE-ACT-0750-250 | 250 A | 50.8 x 50.8 mm / 121 x 127 mm |
| SE-CTS-2000-1000 | 1000 A | |

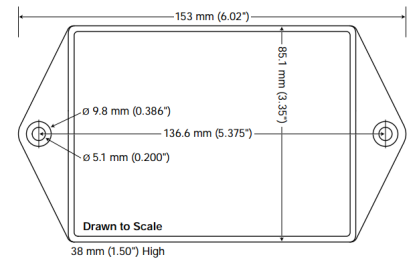
* One current transformer per phase; for other ratings contact SolarEdge



Current Transformer Dimensions



Meter Dimensions



| | SE-WND-3Y400-MB-K2 | UNITS |
|---|---|-------|
| ELECTRICAL SERVICE | | |
| Operating Voltage Range - Line to Neutral / Line to Line | 184-264.5 / 320-460 | Vac |
| AC Frequency | 50/60 | Hz |
| Grids Supported - Single Phase ; Three Phase ⁽¹⁾ | L / N / PE ; L1 / L2 / L3 / N / PE | |
| Power Consumption (typ.) | 1.8 | W |
| COMMUNICATION | | |
| Supported Communication Interfaces | RS485 | |
| Response time | ≤1 ⁽²⁾ | sec |
| Default Device ID (Modbus) | 2 | |
| RS485 line termination | 120 | Ω |
| ACCURACY (@25°C, PF: 1)⁽³⁾ | | |
| 1% - 100% of Rated CT Current | ±1.0 | % |
| STANDARD COMPLIANCE | | |
| Safety | IEC 61010-1, CAN/CSA-C22.2 No. 61010-1-04, IEC 61010-1:2010 (3rd Edition) | |
| Immunity | EN 61326, EN 61000-4-2, EN 61000-4-3, EN 61000-4-4, EN 61000-4-5, EN 61000-4-6, EN 61000-4-11 | |
| Emissions | FCC Part 15: Class B, CISPR11: 2009: Class B | |
| Export Limiting Schemes | Engineering Recommendation G100. Issue 1 Amendment 1 2017 by ENA London UK | |
| INSTALLATION SPECIFICATIONS | | |
| Dimensions (HxWxD) | 85 x 153 x 38 | mm |
| Weight | 310 | gm |
| Enclosure type | High impact, ABS and/or ABS/PC plastic UL 94V-0, IEC FV-0 | |
| Operating Temperature Range | -40 to 75 | °C |
| Relative Humidity (noncondensing) | 5 - 90 | % |
| Protection Rating | Indoor (Outdoor when installed in an outdoor enclosure) | |
| Mounting Type | DIN Rail / Wall mount | |

⁽¹⁾ PE (Protective Earth) connection is not required for meter operation

⁽²⁾ When meter is connected at grid connection point, and when RS485 is used for multiple inverters

⁽³⁾ Using SE-ACTL-0750 CT models

RoHS **CE**