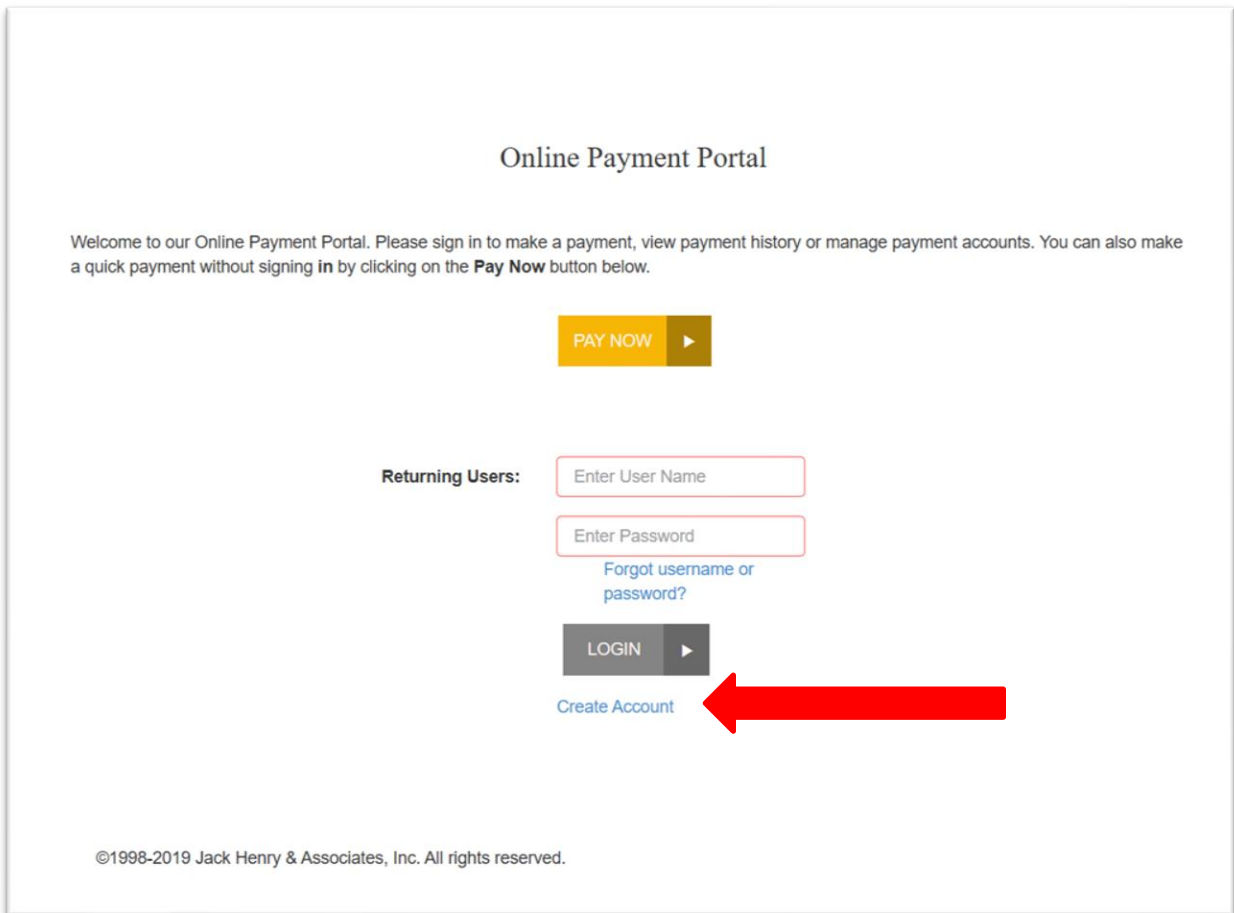


Create new account with reoccurring payment

To set up your own user account to be able to log in and view your payment history: “Click the Create Account” button on the “Online Payment Portal” page



Online Payment Portal

Welcome to our Online Payment Portal. Please sign in to make a payment, view payment history or manage payment accounts. You can also make a quick payment without signing in by clicking on the **Pay Now** button below.

PAY NOW ▶

Returning Users:

Enter User Name

Enter Password

[Forgot username or password?](#)

LOGIN ▶

[Create Account](#)

©1998-2019 Jack Henry & Associates, Inc. All rights reserved.

The fields in **RED** are required to be filled out to create your log in. Create your user name, so that you can log in for future payments or to view your payment history.

Once you click register, you will be sent a link in your email to click on and then create your password. It can take a few minutes or up to an hour to receive the email. Be sure to check your inbox and junk or spam box as well to look for the email from customercare@armstrong.com

**TWO-FORTY PLACE
TOWNHOMES**

User Registration

Is Business Account:

Unit Number:

Username:

Confirm Username:

First Name:

Last Name:

Secret Question:

Secret Answer:

Confirm Secret Answer:

Address:

Suite/APT#:

City:

State/Region:

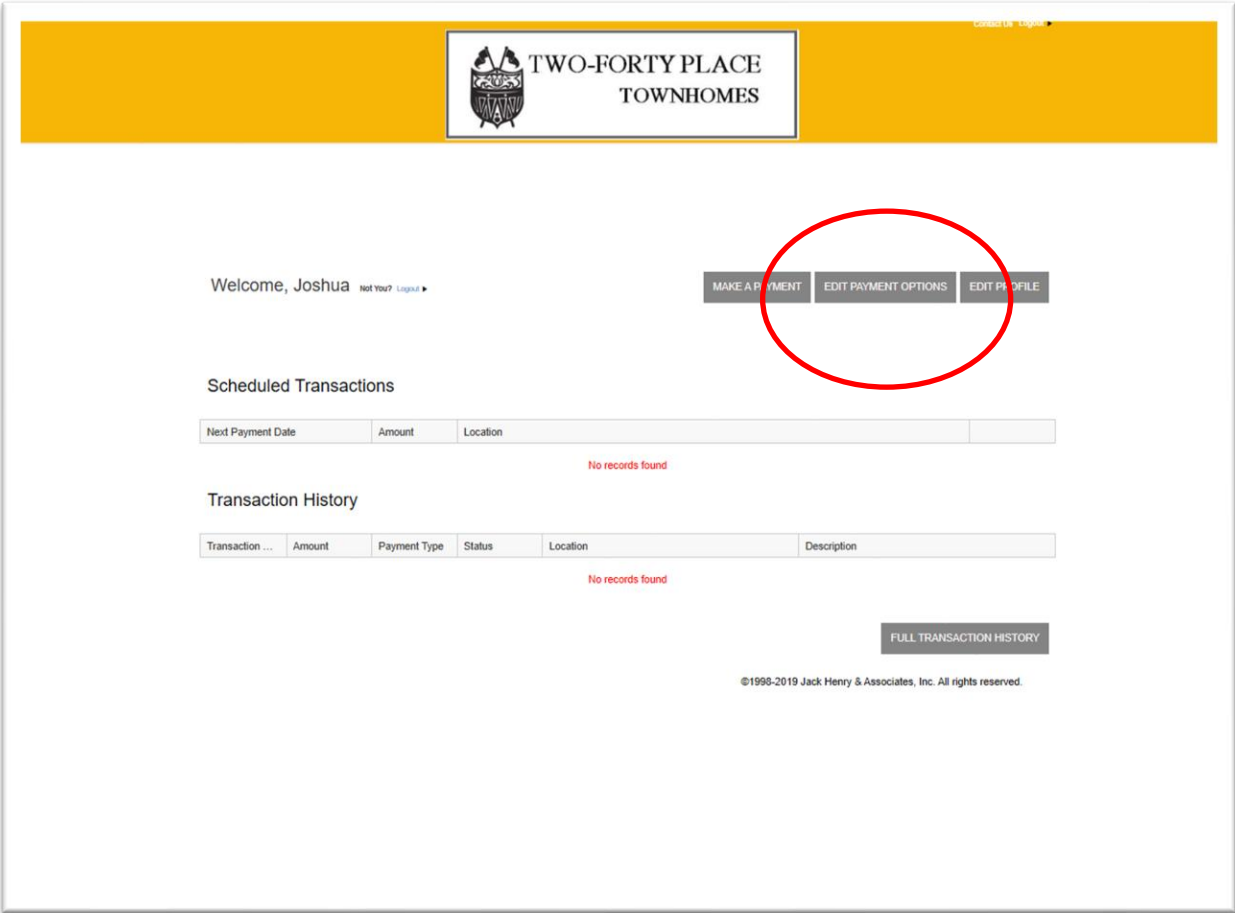
Postal Code:

Country:

Phone:

Once you have clicked the link in your email and set up your password, log in from the main pay portal screen after you click on the “Homeowner Dues” tab at the top of the page.

To set up recurring payments, go into the “Edit Payment Options” button at the top right of the screen.



Scroll to the bottom of the page, and expand the “Payment Options” bar.

Then fill out your preferred payment option and click “add payment” when finished.

Payment Options

+ Add Payment Option

Same as profile

Payment Type: Bank Account

Account Type: Checking

Name On Account: [Text Input]

Routing Number: [Text Input]

Account Number: [Text Input]

Account Nick Name: [Text Input]

Address: [Text Input]

City: [Text Input]

State/Region: -- Select --


Zip: [Text Input]

Country: USA


RESET ADD PAYMENT

Then, go to the top of the page and click the “Back” button.

Then click “Make a Payment”.



**TWO-FORTY PLACE
TOWNHOMES**

[BACK](#) Welcome,  [Not You?](#) [Logout](#) ▶

Make Payment


Pay This Amount:

To Location: Remember this selection

Pay From Account: [ADD PAYMENT OPTION](#)
ⓘ From Account selection is required

Description:

Transaction Number:

Payment Date: 

[Click here if you would like to make this a recurring payment](#)

[CANCEL](#) [CONTINUE](#) ▶

©1998-2019 Jack Henry & Associates, Inc.

Fill out the form then click the very bottom drop down for recurring payment. Choose a day between the first and the tenth of the month and keep in mind the dues must be in the HOA account on or before the 10th so choose a date before the

10th in case of a weekend or holiday that interrupts the transfer date.

Click here if you would like to make this a recurring payment ▲

Frequency:

Payment Day:

Start Date:

Of Payments:

Next Payment Date:

Infinite Payment:

Include a Single Payment Now:

Click Continue when finished.

You will see a confirmation page with an authorization agreement you must agree to.

You can print and/or save the agreement.

Later after you have made a payment, it will be recorded on a ledger where you can view your full transaction history by:

Clicking on the “Full Transaction History” button at the bottom of the page.

Two-Forty Place
TOWNHOMES

Welcome, Joshua Not you? Login

MAKE A PAYMENT EDIT PAYMENT OPTIONS EDIT PROFILE

Scheduled Transactions

Next Payment Date	Amount	Location
No records found		

Transaction History

Transaction ...	Amount	Payment Type	Status	Location	Description
No records found					

FULL TRANSACTION HISTORY

©1998-2019 Jack Henkel & Associates, Inc. All rights reserved.