

Battlestar Galactica Models Review

By Norm Jordan

“Fleeing the Cylon Tyranny, the last Battlestar, Galactica, leads a rag-tag fugitive fleet on a lonely quest; for a shining planet known as Earth!”


This line was the line that followed at the end of every episode of the sci-fi series Battlestar Galactica in 1978; enticing the viewer to tune in next week for an exciting new episode. I was one of those that did faithfully. I owned the toys, the books, the trading cards from Topps and Wonder Bread; everything I could get my hands on! This includes the models produced by Monogram in 1978 as well. They

were VERY basic; no interiors and very little detailing, but they were all we had. The series vanished into obscurity in 1979 until it was “reimagined” for production in 2004. The new series was much darker and had better special effects. But I still preferred the old one.

Moebius Models began producing some very nicely made models of the new series and then branched into remaking ones from the old series as well!!!! You can imagine my excitement when I saw them! This is about two models; one from the old show and the other from the new version.....

The first kit is the Battlestar Galactica in 1/4105 scale. It is

based on the new series but still retains a similar look to the old in general configuration. The kit was molded in a fine gray plastic that, to me, almost seemed resin like; but it had excellent detail and very little to no flashing. The instruction booklet took you meticulously through each step; with little tips learned from experience along the way. If you follow the instructions, you will have no problems. Assembly went together really well and there were hardly any seams to clean up. Some of the smaller parts were fragile and care needed to be taken in getting



them off the sprues.


Painting the kit was fun; as it required a variety of metallic

finishes and some minor weathering. Once it was done, Moebius gives you a little insignia stand and a metal rod to place it on. If you wish to do more than out of box, there are even sets of photoetch and lighting kits available. I chose (as usual) to build it out of box.

All in all, although I wasn’t a huge fan of the new show, I AM a fan of their ships and the kits that Moebius has produced for it! One a scale of 1-10, I give them a solid 8!!!

As I stated above, Moebius also brought back the ships from the old 1978 series. In my opinion, they are WAY

(Continued on page 3)



Southernscalemodelers.com

Madame Prez Says

By Grace Leavitt

Hello everyone!

September is here and that means the fall contests are right around the corner. Please try to attend one or more of the local contests...we need to support our local

Kent has the card to pay the fee for the website and will be working on getting it running in the coming weeks.

DowneastCon is set for April 12, 2026 at the Sanford Memorial gym.

At this time in the September meeting, I am addressing the events that followed.

A member brought up the E-board members and noted that a couple of those listed are not members at this time. The need for regular e-board meetings was brought up and the member referred to the pre-2010 By-Laws regarding monthly meetings. At this point, the concerns were addressed.

- The E-board was meant to handle club business and was eventually needed less often due to the DowneastCon committee handling the contest and that is the bulk of our financial business. The club as a whole discusses the contest and upcoming events, and the E-board convenes when necessary, via email communication.
- Also brought up were term limits for officers and it was stated that past offices were held to two terms in office before new officers were elected. Several members expressed their concern that this issue of the by-laws continues to be brought up while based on the outdated copy of the by-laws. It was also noted that every year the officers ask for members to step up and take a position as club officers. The club in general is happy with the way the club is progressing, continued disagreement with this issue is pointless.

One member stated that disgruntled members leaving and rejoining the club to cause discontent brings up the option to vote a member out of the club. The club chose to discuss this option, and at this time the member said he would leave so it would not be necessary.

The discussion continued regarding removing the member. A motion was made and seconded to have the member removed from our club membership. Votes were 12 for, 1 against, 3 abstained. Motion passed and the member has been removed from the membership.

Respectfully submitted,

Grace Leavitt



PRESIDENT Grace Leavitt graceeel222@aol.com
VICE PRESIDENT Paul Paradis paradispaul58@gmail.com
SECRETARY Norm Jordan spudbub@aol.com
CHAPTER CONTACT Grace Leavitt graceeel222@aol.com
TREASURER Dave Osborne stgelft@hotmail.com
NEWSLETTER EDITOR Kent Waterson smsgnewsletter@gmail.com
EE-BOARD MEMBERS Grace Leavitt Paul Paradis Dave Osborne Norm Jordan (past president)



Hear Ye! Here Ye!

By Norm Jordan

SMSM Meeting Minutes

Date: 2 September, 2025

Location: Maine Military Museum, So. Portland, Maine

Meeting opens at: 7:00pm

President Leavitt welcomes the membership and brings the meeting to order

Old Business

Downeastcon is officially on the IPMS webpage and schedule! It is set for 12 April, 2025 at the Sanford Memorial Gym

President Leavitt gave the membership the schedule of fall contests:

- Patcon: 9/28/25 in Hudson, MA
- Classic Plastic: 10/5/25 in Lawrence, MA
- Granitecon: 10/19/25 in Weare, NH
- Baycon: 11/2/25 in Franklin, MA

There was discussion about the Christmas Party for this year and two options are being explored: The Bistro in

Alfred and having the Texas Roadhouse cater the event at the museum.

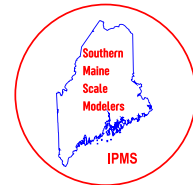
The Club Theme for February 2026 is Helicopters

This was our theme night-movie or TV related- and 13 models were shown by 20 members, including a couple that were out of the theme. The theme model of the month was Ron Garland...great job Ron!

Grace won the 50/50 (again) and donated it back to the club.

Members Attending: B. Cornish, T. Bonti, E. Dyson, R. Garland, L. Gaudet, K. Keniston, G. Leavitt, N. Jordan, R. Jordan, D. Moreau, D. Osborne, K. Waterson, P. Paradis, S. Laing, R. Allen, B. Schaffner, R. Pierce, E. Kruger, J. Loranger, A. Barden

Guest: Carol Loranger



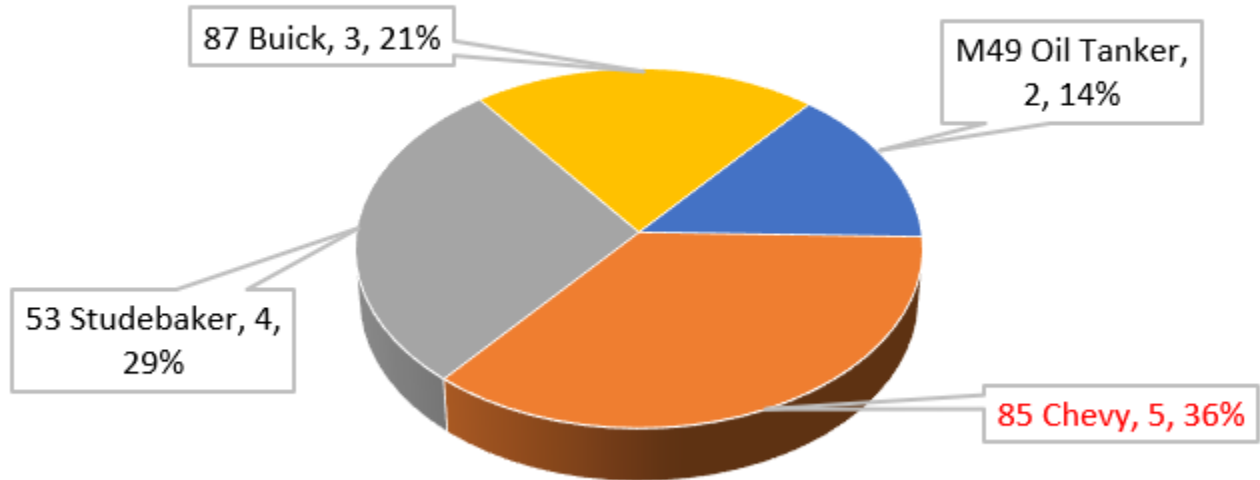
(Continued from page 1)

ABOVE those that were produced by Monogram over 50 years ago. Firstly, the combat fighters are now the same scale to each other, and they have interiors! The plastic is of excellent quality and my Viper Mk 1 kit had no flash to

clean up and great detailing. They even provided clear parts for lighting it up if you wished! It went together like a dream! Assembly was excellent yet again and I had no noticeable seams to fill or repair; just a light sanding removed them. Painting the kit was pretty straightforward and the instruction sheet gave you most of what you needed to know. The decals were excellent and laid down very nicely. I distressed mine some to allow for showing wear and tear and they took it like a champ. There was no need for a display stand; as the kit had some great detailed landing gear. Moebius has really done a great job capturing these really cool ships of a by-gone era! I wholeheartedly recommend them!!! This one I give a 9 out of 10!!!

Modeler of the Month

September Model-of-the-Month Voting



Modeler of the
Month
September 2025

'85 Chevy K5 Blazer

By Ron Garland







**1/25 Jim Hopper's '85 Chevy K5 Blazer
(Revell)**

By Ron Garland

Finished with Rust-oleum Gloss Sand,
Gloss White, Gunmetal, Matt Deep Blue
Duplicolor Chevy Engine Orange.

Pros: This is a new kit with a lot of de-
tail.





1/105 Battlestar Galactica (Moebius Models)



By Modeler Norm Jordan





**1/32 Colonial Viper
(Moebius Models)**

By Modeler Norm Jordan





Tiny Grogu with Egg Ship (Bandai)

By Grace Leavitt

Built Out-of-the-Box

Pros: Easy build, fun

Cons: Don't like the colors





Grogu with Frog Dinner (Bandai)

By Grace Leavitt

Finished with spray paints, decals, hand painted eyes

Pros: Loved the kit, but hard to put together with paint.





1/35 Russian GAZ-66 Light Truck (Tamiya)

By Larry Gaudet

Finished with Tamiya Olive Green,
Light Canvas, Flat Black, Orange &
Red

Pros: Clean parts, A+ instructions

Comments: Easy build (371 pieces)



1/35 M49A2C Fuel Tanker (AFV)

By Larry Gaudet

Finished with Tamiya 50/50 Desert Yellow/Flat White, Khaki, Khaki Drab, Red

Pros: Nice with a lot of work when built.

Cons: Poor instructions, a lot of work for assembly

Comments: 275 pieces



1/700 Gamera (XPlus)

By Tony Bonti

Finished with Tamiya Dark Green, Army Painter Speed Blue, Army Painter Bone, Dark Brown

Pros: Interesting subject

Cons: Hard fitting







1/32 Herbie (Polar Lights)

By Ed Dyson

Finished with Pens & stickers





1/350 K-19 Widow-maker (Zvezda)

By Kevin Keniston

Finished with Tamiya NATO Blac, Vallejo Dark Grey

Pros: Detail is good

Cons: Too many small parts, instructions in Russian!






1/25 '53 Studebaker (AMT)

By Bill Schaffner

Finished with Testors Gold, Krylon Red.

Cons: None . . . if I had built it stock!





1/25 Mad Max 2 Interceptor (Aoshimo)

By Bob Pierce


Finished with Duplicolor primer,
gloss and flat black

Pros: Pars fit perfectly

Cons: No engine

Comments: Enjoyed this kit





1/24 '87 Buick Grand National (Revell)

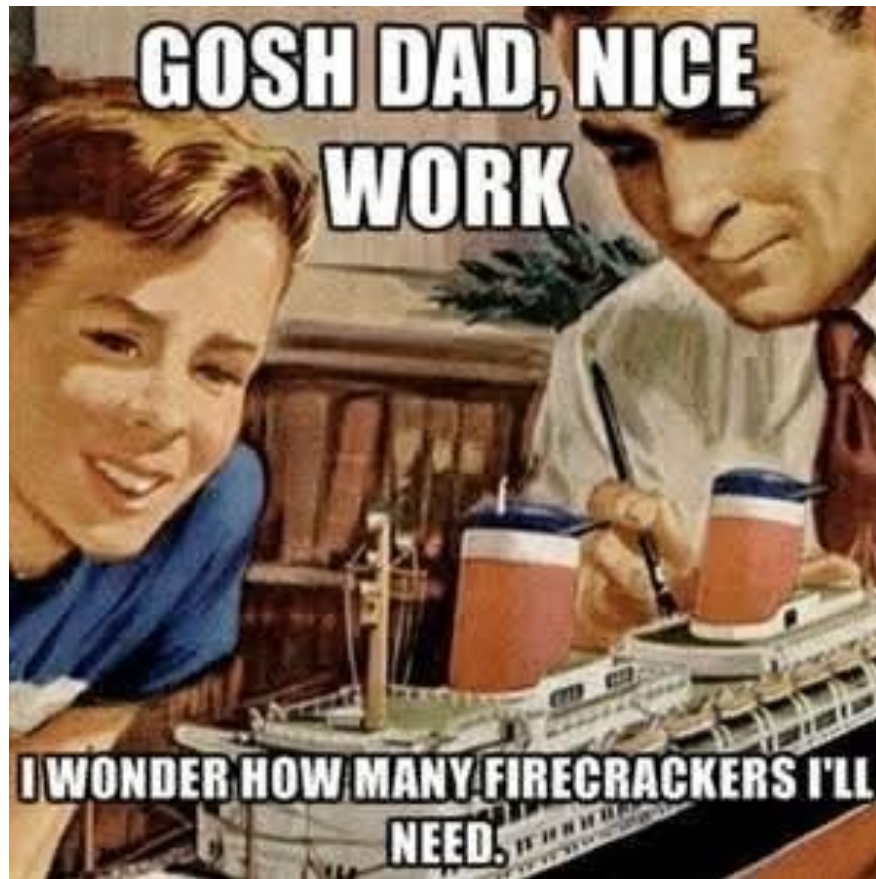
By Paul Pardis

Finished with Tamiya grey primer,
Metallic Black, Ray's decals

Pros: Fairly easy build, typical
Revell kit, nice detail.

Cons: A lot of flash, some fit issues

Comments: Fully detailed interior,
fully detailed engine bay.



OUR NEXT MEETING
WILL BE ON TUES-
DAY, OCTOBER 7,
2025 AT THE MAINE
MILITARY MUSEUM,
SOUTH PORTLAND,
ME AND WILL START
AT 7:00 PM

Calendar

October 7 — SMSM Meeting

October 19, Granitecon, Weare, NH

November 2, Baycon, Franklin, MA

November 4—SMSM Meeting