

# Spears Equipment Sales and Service Inc

On the web at [SpearsEquipment.com](http://SpearsEquipment.com)

2613 Poinsett Highway #4, Greenville, SC 29609

Phone: 864-242-4242 Cell: 864-346-2021 Fax: 864-235-9874

Thank you for your interest in a ride on Karcher floor scrubber. We offer several models. I have included details for each model and pricing. However, we always apply a discount to any floor scrubber we quote. Therefore, feel free to request a quote on any unit and I will forward additional information with discounted pricing.

**BD 50/70 R BP**



**B 90 R ADV BP**



**B 150 R BP**



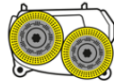
**B 250 R**



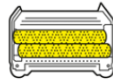
**B 300 R | LPG/DIESEL**



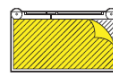
## CLEANING HEADS & BRUSHES



**D-Series**  
Disc Heads



**R-Series**  
Cylindrical Heads

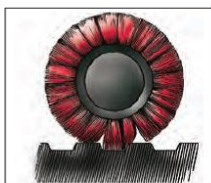


**S-Series**  
Vibration Heads

*There are three types of scrub decks. R (cylindrical), D (disc), or S (Vibration) each have their particular advantages. Disc decks are ideal for every day scrubbing. Cylindrical heads are ideal for stubborn dirt or uneven surfaces. The S heads are very efficient for stripping floors.*



**White brush**  
Polyamide, soft – for sensitive floors and polishing.



**Red brush**  
Polypropylene, medium – for maintenance cleaning, suitable for most floors.



**Orange brush**  
Polypropylene, medium, with bristles of varying lengths – for structured floors.



**Green or black brush**  
Polypropylene with abrasive – for deep cleaning.

*Easy to re-order color coded brushes!*

Thank you for your time and consideration. I hope you have a wonderful day!

**Tammy Spears**  
Customer Service / Sales

# BD 50/70 R BP



## Ride anywhere.

We designed the BD 50/70 R ride-on scrubber for tight congested areas that need maneuverability and productivity in one package. This is a value conscious machine - every aspect of this machine has been streamlined to provide the best scrubbing at the best price.

### Slim and compact

- At only 52 inches long, this is the most compact ride-on scrubber in our line-up.
- Even though it may be a smaller machine, it does not lack in productivity. It cleans at a rate of 26,910 ft<sup>2</sup>/hr.

## BD 50/70 R BP

### TECHNICAL SPECIFICATIONS

Cleaning path/width	in	20
Brush type	cylindrical/disc/pad	Disc or pad
Brush quantity	units	1
Brush diameter	in	20
Suction bar (squeegee) width	in	33.5
Drive	pad-assist/traction	Traction
Solution/recovery capacity	gal	18/20
Theoretical/practical productivity	sq. ft/hr	25,715/18,000
Operating noise level	dBA	66
Battery charger	shelf/on board	Shelf
Brush contact pressure	lbs	56
Brush speed	rpm	155
Drive /vac motor rating	watts	300/600
Vac motor suction	cfm	53
Waterlift	in of water	65
Weight without batteries	lbs	428
Dimensions (LxWxH)	in	52 x 23 x 42
Minimum turning radius	ft	2.7
Climbing ability - maximum slope	% grade	10
Max. working speed	mph	3.4

### EQUIPMENT

Order No.	Item Description	List Price
9.841-434.0	BD 50/70 R Bp, brush, 24V/105 Ah wet batteries	\$ 9,875.00
9.841-435.0	BD 50/70 R Bp, brush, 24V/100 Ah AGM batteries	\$ 11,040.00
9.841-436.0	BD 50/70 R Bp, pad driver, 24V/105 Ah wet batteries	\$ 9,875.00
9.841-437.0	BD 50/70 R Bp, pad driver, 24V/100 Ah AGM batteries	\$ 11,040.00

# BD 50/70 R BP

## ACCESSORIES

Order No.	Item Description	List Price
■ 4.035-182.0	Battery, 12 V / 105 Ah	\$ 1,295.00
■ 8.641-483.0	Shelf charger for WET batteries, 24V, 25A, standard on wet batteries models	\$ 509.00
■ 8.629-377.0	Automatic shelf charger, 24V, 24A, 115V, standard on AGM models	\$ 877.00
■ 4.905-026.0	Disc brush, medium grit, red, for general cleaning (standard on brush machines)	\$ 284.00
■ 4.762-534.0	Pad driver, 19 inch, features a quick-change coupling and centerlock (standard on pad driver machines)	\$ 93.50
□ 6.371-146.0	Beige disc pad, 20 inch, soft, natural hair, for polishing	\$ 404.00
□ 6.369-468.0	Beige disc pad, 20-inch, light grit, for polishing and refreshing of hard and elastic smooth floor coverings, 5 pack	\$ 105.00
■ 6.369-079.0	Red disc pad, 20-inch, medium soft red for cleaning all types of floors, 5-pack (standard on pad driver machines)	\$ 110.00
□ 6.369-078.0	Green disc pad, 20-inch, aggressive for cleaning heavily soiled floors and for deep cleaning, 5-pack	\$ 105.00
□ 6.369-077.0	Black pad, 20-inch, hard, for cleaning heavily soiled floors and for deep cleaning, 5 pack	\$ 110.00
□ 4.905-029.0	Disc brush, hard, for stubborn dirt and deep cleaning. Only for hard-wearing surfaces, black	\$ 394.00
□ 4.905-027.0	Disc brush, soft, made of natural fibers, for cleaning and polishing	\$ 257.00
□ 4.905-028.0	Disc brush, very soft, for cleaning sensitive floors and polishing, white	\$ 221.00
□ 6.371-271.0	Disc microfiber pad, for daily cleaning of delicate surfaces including LVT and stone tile	\$ 530.00
□ 4.777-401.0	Squeegee, 33.5 inch, straight, made of oil-resistant, transparent polyurethane, for smooth floors	\$ 898.00
■ 4.777-411.0	Curved squeegee, 33.5 inches, with caster, polyurethane	\$ 782.00

# B 90 R ADV BP

## Everything you could ever wish for



The ride-on B 90 R scrubber is everything you ever dreamed of. Features such as the working width, squeegee length, design and scrubber system can be selected to suit individual requirements. The machine is then tailor-made to suit your specific requirements.

### Customize the B 90 for your needs

- Three working widths are available: 22", 26" and 30".
- Curved or straight squeegee bars are available.

### Simple to operate and simple to maintain

- Everything is controlled by one easy-to-use switch
- Cylindrical brushes save water and detergent.
- The brush heads are easy to replace and do not require tools



## B 90 R ADV BP

### TECHNICAL SPECIFICATIONS

Cleaning path/width	in	22/26/30
Brush type	cylindrical/disc/pad	Cylindrical and disc
Brush quantity	units	2
Brush diameter	in	Varies
Suction bar (squeegee) width	in	33.5-37
Drive	pad-assist/traction	Traction
Solution/recovery capacity	gal	24/24
Theoretical/practical productivity - 30" deck	sq. ft/hr	48,440/31,485
Operating noise level	dBa	69
Battery charger	shelf/on board	On-Board
Brush contact pressure	lbs	92-194
Brush speed	rpm	625/980/1550
Drive /vac motor rating	watts	600/550-750
Vac motor suction	cfm	43
Waterlift	in of water	65
Weight with batteries	lbs	680
Dimensions (LxWxH)	in	57 x 32 x 47
Minimum turning radius	ft	2.6
Climbing ability - maximum slope	% grade	10
Max. working speed	mph	3.7

### EQUIPMENT

Order No.	Description	List Price
9.841-389.0	B 90 R Adv Bp, D 65 disc scrub deck, 24V/225 Ah wet batteries	\$ 17,090.00
9.841-390.0	B 90 R Adv Bp, D 65 disc scrub deck, 24V/255 Ah AGM batteries	\$ 17,370.00
9.841-391.0	B 90 R Adv Bp, D 65 disc scrub deck, 24V/312 Ah AGM batteries D 65 brush head	\$ 17,850.00
1.161-308.0	B 90 R Adv Bp, (squeegee assembly, battery, charger and cleaning head sold separately)	\$ 13,310.00
9.840-946.0	B 90 R Adv Bp, scrub deck sold separately, 24V/225 Ah wet batteries	\$ 14,840.00
9.840-947.0	B 90 R Adv Bp, scrub deck sold separately, 24V/255 Ah AGM batteries	\$ 15,100.00
9.840-948.0	B 90 R Adv Bp, scrub deck sold separately, 24V/312 Ah AGM batteries	\$ 15,570.00
9.840-750.0	B 90 R Adv Bp, R 65 cylindrical scrub deck, 24V/225 Ah wet batteries	\$ 16,920.00
9.840-749.0	B 90 R Adv Bp, R 65 cylindrical scrub deck, 24V/255 Ah AGM batteries	\$ 17,180.00
9.840-912.0	B 90 R Adv Bp, R 65 cylindrical scrub deck, 24V/312 Ah AGM batteries	\$ 17,670.00

### ACCESSORIES

Order No.	Description	List price
■ 4.777-412.0	Squeegee assembly, 37-inch, curved polyurethane oil-resistant blades, standard on machines with R 75 & D 75 scrub decks	\$ 819.00
□ 6.273-214.0	Squeegee blade set, blue EPDM	\$ 152.00
□ 6.273-208.0	Squeegee blade set, oil resistant (standard w/ 4.777-412.0)	\$ 231.00
□ 6.273-205.0	Squeegee Blade Set, anti stripe oil resistant	\$ 205.00
□ 6.273-291.0	Squeegee blade set, for textured floors	\$ 347.00
□ 4.444-015.0	Suction hose accessories, for taking in water from corners (e.g. deep freezers)	\$ 194.00
□ 4.744-162.0	Gym set, DIN 18032, reduces the pressure to the floor	\$ 1,040.00

■ Included □ Optional

# B 150 R BP



## Race into efficiency with the B 150.

The B 150 R can cover up to 64,580 ft<sup>2</sup>/hr making this one impressively productive scrubber. Although it can cover large areas quickly, we made sure that it has great visibility for safety. Our KIK operating system and the color coded controls make operation simple and intuitive. KIK allows managers to control what functions and settings their employees can use and adjust.

### Advanced model features all-wheel drive

- Clean ramps with grades up to 18%
- Features a unique all-wheel brake system for safety

### Maximum control

- Utilize the large color LCD screen to adjust everything to your needs including contact pressure, water volume, brush speed, etc.

### Let the machine do the work

- Auto tank-rinsing and auto-fill come standard to allow the operator to do other tasks while rinse and fill are taking place

		B 150 R + R 75	B 150 R + D 75	B 150 R + R 90	B 150 R + D 90
<b>TECHNICAL SPECIFICATIONS</b>					
Cleaning path/width	in	30	30	35	35
Brush type	cylindrical/disc/pad	Cylindrical	Disc	Cylindrical	Disc
Brush quantity	units	2	2	2	2
Brush diameter	in	3.5	7.5	3.5	17.7
Suction bar (squeegee) width	in	37	37	42	42
Drive	pad-assist/traction	Traction	Traction	Traction	Traction
Solution/recovery capacity	gal	40/40	40/40	40/40	40/40
Theoretical/practical productivity	sq. ft/hr	48,438/31,485	48,438/31,485	58,125/37,780	58,125/37,780
Operating noise level - std/Eco! mode	dBa	67/64	67/64	67/64	67/64
Battery charger	shelf/on board	Shelf	Shelf	Shelf	Shelf
Brush contact pressure	lbs	245	224	275	238
Brush speed	rpm	1,200	140	1,200	140
Drive /vac motor rating	watts	600/750	600/750	600/750	600/750
Vac motor suction	cfm	55	55	55	55
Waterlift	in of water	72	72	72	72
Weight without batteries	lbs	959-1,146	959-1,146	959-1,146	959-1,146
Dimensions (LxWxH)	in	65 x 31 x 56	65 x 31 x 56	65 x 31 x 56	65 x 31 x 56
Minimum turning radius	ft	2.9	2.9	2.9	2.9
Climbing ability - maximum slope	% grade	10	10	10	10
Max. working speed working	mph	3.7	3.7	3.7	3.7



# B 150 R BP

## EQUIPMENT

Order No.	Description	List Price
9.841-286.0	B 150 R Bp, scrub deck sold separately, 36V/360 Ah batteries	\$ 18,510.00
9.841-287.0	B 150 R Bp 2SB, scrub deck sold separately, 36V/360 Ah batteries, dual side brushes	\$ 20,500.00
9.841-288.0	B 150 R Bp Advanced, scrub deck sold separately, 36V/360 Ah batteries	\$ 25,840.00
9.841-289.0	B 150 R Bp 2SB Advanced, scrub deck sold separately, 36V/360 Ah batteries, dual side brushes	\$ 27,840.00
9.841-290.0	B 150 R Bp, R 75 cylindrical scrub deck, 36V/360 Ah batteries	\$ 21,050.00
9.841-291.0	B 150 R Bp, R 75 cylindrical scrub deck, 36V/312 Ah AGM batteries	\$ 23,750.00
9.841-294.0	B 150 R Bp 2SB, R 75 cylindrical scrub deck, 36V/360 Ah batteries, dual side brushes.	\$ 23,050.00
9.841-295.0	B 150 R Bp 2SB, R 75 cylindrical scrub deck, 36V/312 Ah AGM batteries, dual side brushes.	\$ 25,740.00
9.841-292.0	B 150 R Bp, R 90 cylindrical scrub deck, 36V/360 Ah batteries.	\$ 21,970.00
9.841-293.0	B 150 R Bp, R 90 cylindrical scrub deck, 36V/312 Ah AGM batteries.	\$ 24,660.00
9.841-296.0	B 150 R Bp 2SB, R 90 cylindrical scrub deck, 36V/360 Ah batteries, dual side brushes.	\$ 23,950.00
9.841-297.0	B 150 R Bp 2SB, R 90 cylindrical scrub deck, 36V/312 Ah AGM batteries, dual side brushes.	\$ 26,650.00
9.841-367.0	B 150 R Bp, scrub deck sold separately, 36V/312 Ah AGM batteries	\$ 21,200.00
9.841-368.0	B 150 R Bp 2SB, scrub deck sold separately, 36V/312 Ah AGM batteries, dual side brushes	\$ 23,180.00
9.841-365.0	B 150 R Bp Advanced, scrub deck sold separately, 36V/312 Ah AGM batteries	\$ 27,320.00
9.841-366.0	B 150 R Bp 2SB Advanced, scrub deck sold separately, 36V/312 Ah AGM batteries, dual side brushes	\$ 29,330.00

See Cleaning Heads & Brushes section for available scrub decks.

## ACCESSORIES

Order No.	Description	List Price
■ 4.777-412.0	Squeegee assembly, 37-inch, curved polyurethane oil-resistant blades, standard on machines with R 75 & D 75 scrub decks	\$ 819.00
■ 4.777-413.0	Squeegee assembly, 42-inch, curved polyurethane oil-resistant blades, standard on machines with R 90 & D 90 scrub decks	\$ 1,035.00
■ 8.622-842.0	6V/360 Ah wet batteries	\$ 730.00
■ 8.629-184.0	Battery, 6V/312 Ah AGM battery	\$ 1,150.00
■ 8.628-408.0	Battery charger, 36V, 36A, 115V. For use with 8.622-842.0	\$ 1,160.00
■ 8.600-015.0	AGM battery charger, 36V, 21A, 115V	\$ 1,275.00
□ 2.642-058.0	Spray Suction Kit - for Cleaning Areas Not Easily Accessed by Machine (field installation required)	\$ 1,060.00
□ 6.435-733.0	Non-marking rear wheel, for use on sensitive floors that mark easily (field installation required)	\$ 488.00
□ 4.444-015.0	Suction hose accessories, for taking in water from corners (e.g. deep freezers)	\$ 194.00
□ 4.035-516.0	360° Warning Beacon (field installation required)	\$ 819.00
□ 4.777-402.0	37-inch straight squeegee assembly, for machines with R 75 scrub deck	\$ 856.00
□ 4.777-403.0	42-inch straight squeegee assembly, for machines with R 90 scrub deck	\$ 908.00
□ 6.273-215.0	Blue squeegee blade (2 required)	\$ 221.00
□ 6.273-209.0	Brown, oil-resistant squeegee blade	\$ 86.00
□ 6.273-206.0	Brown, streak-free, oil-resistant squeegee blade	\$ 85.00
□ 2.641-811.0	Cleaning agent dosing system DS 3 - Can be directly connected to the main water supply; the fresh water tank is filled with the mixture of water and cleaning agent. Also in connection with the ABS filling system.	\$ 1,485.00
□ 6.435-810.0	Front tires, traction - with V profile and tire compound with especially good traction properties. Oil-proof.	\$ 982.00
□ 6.951-073.0	Replacement side broom, for use with R-type scrub decks (1-pack)	\$ 163.00

## SERVICES

Order No.	Description	List Price
□ 7.000-270.0	Fleet one year premium subscription	Call for pricing

■ Included □ Optional

# B 250 R



## Dirty floors fear this powerhouse scrubber

The B 250 R scrubber eliminates dirt fast with its array of large and productive scrub deck options. It is built on a robust tubular steel frame to handle even the toughest operating conditions. We know that if you are looking at a machine this size you want ultimate productivity so we include large batteries and a huge solution tank to ensure long run times. The intuitive one-dial control and large color LCD screen make this beast of a scrubber surprisingly easy to use.

### Surprisingly tight turning radius

- The short wheelbase and narrow body ensure great maneuverability for a machine of this size

### Tank filling made easy

- With the automatic filling system, other tasks can be carried out while the large solution tank is filled

### Extra large cleaning paths for best in class productivity

- The brush decks are available in two widths to suit any need

		B 250 R Bp + R 100	B 250 R Bp + D 100	B 250 R Bp + R 120
<b>TECHNICAL SPECIFICATIONS</b>				
Cleaning path/width	in	39	39	47
Brush type	cylindrical/disc/pad	Cylindrical	Disc	Cylindrical
Brush quantity	units	2	2	2
Brush diameter	in	5	20	5
Suction bar (squeegee) width	in	42	42	56
Drive	pad-assist/traction	Traction	Traction	Traction
Solution/recovery capacity	gal	66/66	66/66	66/66
Theoretical/practical productivity	sq. ft/hr	64,585/40,365	64,585/40,365	77,500/48,440
Operating noise level - std/Eco! mode	dBa	73/65	73/65	73/65
Battery charger	shelf/on board	Shelf	Shelf	Shelf
Brush contact pressure	lbs	291	303	309
Brush speed	rpm	600/1,250	140	600/1,250
Drive /vac motor rating	watts	1,200/840	1,200/840	1,200/840
Vac motor suction	cfm	59	59	59
Waterlift	in of water	56	56	56
Weight with batteries	lbs	2,756	2,756	2,800
Dimensions (LxWxH)	in	75 x 42 x 61	75 x 42 x 61	75 x 42 x 61
Minimum turning radius	ft	3.5	3.5	3.5
Climbing ability - maximum slope	% grade	15	15	15
Max. working speed working/transport	mph	3.7/5	3.7/5	3.7/5

# B 250 R

## EQUIPMENT

Order No.	Description	List Price
9.841-298.0	B 250 R Bp, R 100 cylindrical scrub deck, 36 V/344 Ah wet batteries, shelf charger, curved squeegee, red brushes	\$ 35,420.00
9.841-299.0	B 250 R Bp, R 100 cylindrical scrub deck, 36 V/335 Ah AGM batteries, shelf charger, curved squeegee, red brushes	\$ 36,060.00
9.841-300.0	B 250 R Bp, R 100 cylindrical scrub deck, 36 V/650 Ah steel case wet batteries, shelf charger, curved squeegee, red brushes	\$ 44,210.00
9.841-301.0	B 250 R Bp, R 100 cylindrical scrub deck, 36 V/650 Ah steel case wet batteries, H.E. shelf charger, curved squeegee, red brushes	\$ 45,720.00
9.841-306.0	B 250 R Bp 2SB, R 100 cylindrical scrub deck, 36 V/344 Ah batteries, shelf charger, curved squeegee, red brushes, two side brooms	\$ 37,970.00
9.841-307.0	B 250 R Bp 2SB, R 100 cylindrical scrub deck, 36 V/335 Ah AGM batteries, shelf charger, curved squeegee, red brushes, two side brooms	\$ 38,610.00
9.841-308.0	B 250 R Bp 2SB, R 100 cylindrical scrub deck, 36 V/650 Ah steel case wet batteries, shelf charger, curved squeegee, red brushes, two side brooms	\$ 47,500.00
9.841-309.0	B 250 R Bp 2SB, R 100 cylindrical scrub deck, 36 V/650 Ah steel case wet batteries, H.E. shelf charger, curved squeegee, red brushes, two side brooms	\$ 49,010.00
9.841-302.0	B 250 R Bp, R 120 cylindrical scrub deck, 36 V/344 Ah batteries, shelf charger, curved squeegee, red brushes	\$ 37,760.00
9.841-303.0	B 250 R Bp, R 120 cylindrical scrub deck, 36 V/335 Ah AGM batteries, shelf charger, curved squeegee, red brushes	\$ 38,410.00
9.841-304.0	B 250 R Bp, R 120 cylindrical scrub deck, 36 V/650 Ah steel case wet batteries, shelf charger, curved squeegee, red brushes	\$ 48,520.00
9.841-305.0	B 250 R Bp, R 120 cylindrical scrub deck, 36 V/650 Ah steel case wet batteries, H.E. shelf charger, curved squeegee, red brushes	\$ 50,030.00
9.841-310.0	B 250 R Bp 2SB, R 120 cylindrical scrub deck, 36 V/344 Ah batteries, shelf charger, curved squeegee, red brushes, two side brooms	\$ 40,310.00
9.841-311.0	B 250 R Bp 2SB, R 120 cylindrical scrub deck, 36 V/335 Ah AGM batteries, shelf charger, curved squeegee, red brushes, two side brooms	\$ 40,960.00
9.841-312.0	B 250 R Bp 2SB, R 120 cylindrical scrub deck, 36 V/650 Ah steel case wet batteries, shelf charger, curved squeegee, red brushes, two side brooms	\$ 51,950.00
9.841-313.0	B 250 R Bp 2SB, R 120 cylindrical scrub deck, 36 V/650 Ah steel case wet batteries, H.E. shelf charger, curved squeegee, red brushes, two side brooms	\$ 53,470.00
9.841-361.0	B 250 R Bp, D 100 disc scrub deck, 36 V/344 Ah wet batteries, shelf charger, curved squeegee, red brushes	\$ 35,760.00
9.841-362.0	B 250 R Bp, D 100 disc scrub deck, 36 V/335 Ah AGM batteries, shelf charger, curved squeegee, red brushes	\$ 36,380.00
9.841-363.0	B 250 R Bp, D 100 disc scrub deck, 36 V/650 Ah steel case wet batteries, shelf charger, curved squeegee, red brushes	\$ 44,540.00
9.841-364.0	B 250 R Bp, D 100 disc scrub deck, 36 V/650 Ah steel case wet batteries, H.E. shelf charger, curved squeegee, red brushes	\$ 46,050.00

See Cleaning Heads & Brushes section for available scrub decks.

## ACCESSORIES

Order No.	Description	List Price
■ 4.035-183.0	Cylindrical red brush, 40-inch, medium stiff bristles for all-around cleaning on smooth and textured floors	\$ 368.00
■ 6.906-853.0	48-inch cylindrical brush, red, medium stiffness	\$ 572.00
■ 4.777-414.0	46-inch curved squeegee bar for R 100/D100 decks	\$ 1,080.00
■ 4.777-415.0	56-inch curved squeegee bar for R 120 deck	\$ 1,340.00
■ 6.273-252.0	Oil-resistant, brown squeegee blade for R 100/D 100	\$ 200.00
■ 6.273-210.0	Oil-resistant, brown squeegee blade for R 120	\$ 242.00
■ 5.394-774.0	Wear-resistant splash guard	\$ 147.00
■ 8.633-556.0	Squeegee side skirt for R 100/R 120 decks	\$ 85.00
□ 2.763-033.0	R 100 brush head, cylindrical, 40 inch	\$ 4,315.00
□ 2.763-034.0	R 120 scrub deck, cylindrical, 47 inch	\$ 9,410.00
□ 2.763-035.0	D 100 scrub deck, disc, 40 inch	\$ 4,665.00
□ 4.777-404.0	46-inch straight squeegee bar for R 100/D100 decks	\$ 1,040.00
□ 4.777-405.0	56-inch straight squeegee bar for R 120 deck	\$ 1,285.00
□ 6.905-986.0	Side broom	\$ 252.00
□ 8.638-537.0	Protective roof with 360° warning beacon (factory installation required)	\$ 3,765.00
□ 8.638-536.0	Work light kit (factory installation required)	\$ 1,640.00
□ 8.638-581.0	360° warning beacon with handle (factory installation required)	\$ 1,670.00
□ 2.640-938.0	Spray suction hose kit for cleaning hard-to-reach areas (factory installation required)	\$ 1,745.00
□ 8.638-582.0	Recycling mode kit (factory installation required)	\$ 1,125.00
□ 4.444-015.0	Suction hose accessories, for taking in water from corners (e.g. deep freezers)	\$ 194.00
□ 2.641-811.0	Cleaning agent dosing system DS 3 - Can be directly connected to the main water supply; the fresh water tank is filled with the mixture of water and cleaning agent. Also in connection with the ABS filling system.	\$ 1,485.00
□ 2.641-414.0	DOSE on-board detergent metering kit	\$ 1,740.00
□ 6.435-855.0	Oil-proof front tire with V-profile and high-traction tire compound	\$ 1,335.00
□ 8.622-838.0	6 V/344 Ah wet battery	\$ 656.00
□ 8.632-354.0	6 V/335 Ah AGM battery	\$ 1,295.00
□ 8.639-414.0	6 V/650 Ah steel case wet battery	\$ 13,840.00
□ 8.628-408.0	Shelf charger for 36 V/344 Ah wet batteries	\$ 1,160.00
□ 8.638-528.0	Shelf charger for 36 V/335 Ah AGM batteries	\$ 1,355.00
□ 8.639-402.0	Shelf charger for 36 V/650 Ah steel case batteries	\$ 4,795.00
□ 8.639-416.0	High-efficiency shelf charger for 36 V/650 Ah steel case batteries (required in California & Oregon)	\$ 5,990.00

## SERVICES

Order No.	Description	List Price
□ 7.000-270.0	Fleet one year premium subscription	Call for pricing

■ Included □ Optional



# B 300 R I LPG/DIESEL



## Saving you substantial time and money.

Every aspect of the Kärcher B 300 R I was designed to save you time, ultimately saving you money. This machine achieves an outstanding 178,144 ft<sup>2</sup>/hr cleaning performance. Scrub while you sweep with this dual-purpose industrial cleaner. To ensure you get a quick return on your investment we built the B 300 with a best-in-class 69-inch working width. Count on the heavy-duty steel frame and the Kubota LPG or diesel engine to provide power and reliability for years to come. Never lose sight of where you are going with the commanding view from the driver's seat of the B 300.

### Easy-to-use

- 59-inch maximum dump height of the large 47.5-gallon debris container

### Extremely productive

- Scrub and sweep with one machine at the same time
- Clean up to 178,000 ft<sup>2</sup>/hr with this time saving model

### B 300 R I LPG

### B 300 R I DIESEL

TECHNICAL SPECIFICATIONS		
Weight	lbs	3,913
Length	in	94.5
Width—frame	in	60.6
Height	in	69.3
Height with overhead guard	in	80-84
Engine (four cylinder)	hp	52
Solution tank size	gal	79.25
Recovery tank size	gal	79.25
Debris hopper size	gal	47.5
Main scrub brush width	in	41.1
Squeegee width	in	56.7
Cleaning width with two side brushes	in	69.1
Cleaning width with one side brush	in	55.1
Dumping height—debris bin	in	59
Minimum aisle turn	in	124
Max. driving speed—transport	mph	7.5
Max. driving speed—scrubbing	mph	6.65
Max. climbing ability—transport	%	16
Max. climbing ability—scrubbing	%	14
Operational run time w/32-lb. Lpg tank	hours	5
Sound level	dba	87-103
Theoretical / practical productivity	ft <sup>2</sup> /hr	178,144 / 115,800
Fuel tank size		33 lb LPG tank

### EQUIPMENT

Order No.	Description	List Price
9.841-430.0	B 300 R I Lpg sweeper-scrubber, with right scrub deck, working lights, warning beacon	\$ 78,070.00
9.841-431.0	B 300 R I Lpg sweeper-scrubber, with right scrub deck, working lights, warning beacon, left sweep brush	\$ 81,330.00
9.841-432.0	B 300 R I Lpg sweeper-scrubber, with right scrub deck, working lights, warning beacon, left sweep brush, tall overhead guard	\$ 85,750.00
9.841-433.0	B 300 R I Lpg sweeper-scrubber, with right scrub deck, working lights, warning beacon, tall overhead guard	\$ 82,490.00
9.841-459.0	B 300 R I Diesel sweeper-scrubber, with right scrub deck, working lights, warning beacon	\$ 73,345.00
9.841-460.0	B 300 R I Diesel sweeper-scrubber,with right scrub deck, working lights, warning beacon, left sweep brush	\$ 76,610.00
9.841-461.0	B 300 R I Diesel sweeper-scrubber,with right scrub deck, working lights, warning beacon, left sweep brush, tall overhead guard	\$ 81,030.00
9.841-462.0	B 300 R I Diesel sweeper-scrubber,with right scrub deck, working lights, warning beacon, tall overhead guard	\$ 77,765.00

# B 300 R I LPG/DIESEL ACCESSORIES

## ACCESSORIES

Order No.	Item Description	
■ 6.680-368.0	Main roller brush, medium hardness, 41-inches—two required	\$ 536.00
■ 6.680-338.0	Disc scrub brush, regular—for side scrub deck	\$ 142.00
■ 6.680-410.0	Front wheel complete assembly, standard (yellow)	\$ 1,770.00
■ 6.680-376.0	Rear wheel, complete (1)—two required	\$ 1,970.00
■ 6.680-372.0	Squeegee set, standard—rubber	\$ 368.00
■ 6.680-220.0	Main scrub deck—side squeegees (red)	\$ 142.00
■ 6.680-362.0	Main scrub deck—rear dust rubber	\$ 100.00
■ 6.680-371.0	Squeegee for side scrub deck	\$ 73.50
■ 6.680-374.0	Dust filter cartridge—polyurethane	\$ 294.00
■ 6.680-534.0	Recovery tank panel filter—polyurethane	\$ 173.00
■ 8.640-208.0	Seat belt	\$ 158.00
□ 6.680-369.0	Main roller brush, very hard, 41-inch—two required	\$ 1,290.00
□ 6.680-335.0	Side sweep brush, regular	\$ 152.00
□ 6.680-336.0	Side sweep brush, hard—with steel bristles	\$ 184.00
□ 6.680-339.0	Disc scrub brush, hard—for side scrub deck	\$ 383.00
□ 8.638-549.0	Left side scrub deck kit (factory install only)	\$ 6,740.00
□ 8.638-550.0	Overhead guard—4-inches lower height than "tall" design (factory install only)	\$ 4,045.00
□ 6.680-377.0	Front wheel and rim only, super grip tire	\$ 1,320.00
□ 6.680-373.0	Squeegee set, polyurethane	\$ 562.00
□ 6.680-370.0	Main scrub deck—side squeegees (polyurethane)	\$ 252.00

■ Included □ Optional