

JAPSIN INSTRUMENTATION



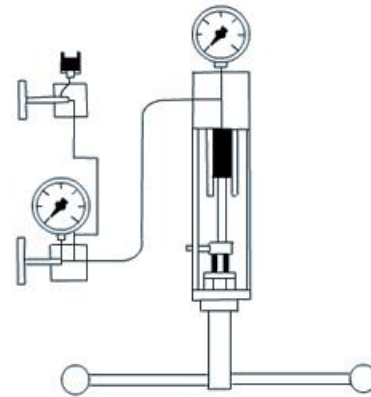
ISO 9001:2015 CERTIFIED ORGANISATION
COMPLETE RANGE OF FLOW, LEVEL,
TEMPERATURE & PRESSURE INSTRUMENTS



Comparison Test Pump For Pressure

For quick calibration by comparison with Master Gauge. The Master Gauge to be periodically checked on Dead Weight Pressure Gauge Tester. Two Gauge Connectors are provided for connecting master gauge and gauge to be tested to the same hydraulic pressure. Screw Pump to generate pressure in the Circuit. Permits easy and accurate setting of pressure.

MODEL CP-1

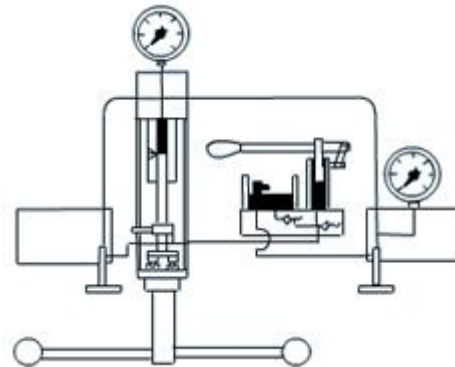


RANGE

0-100 kgf/cm²
0-1500 lbf/in²

It is provided with a large capacity screw pump and a removable oil reservoir with isolating valve in a simple line circuit permitting effective air removal

MODEL CP-2

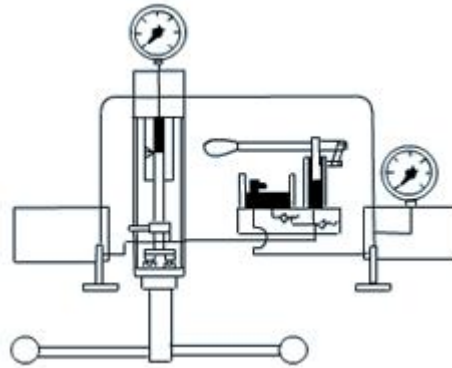


RANGE

0-700 kgf/cm²
0-10000 lbf/in²

It is provided with lever operated **Priming Pump** also giving continuous oil delivery for filling up large gauges or even external piping. Capable of developing 10% of the instrument range and with isolating valves at both ends. It forms a unique closed circuit for effective air removal.

MODEL CP-3



RANGE

0-1000 kgf/cm²
0-15000 lbf/in²

It is provided with a larger **Priming Pump** and a bigger oil reservoir for more oil delivery. Conical ball bearing is also housed in the front plate of screw pump to minimise the linear force while increasing pressure to high values.